AMENDED
A G E N D A

CITY OF SEASIDE
CITY COUNCIL

SPECIAL MEETING
Council Chamber
440 Harcourt Avenue
Thursday, October 15, 2015
7:00 PM

PLEASE TURN OFF YOUR CELL PHONES UPON ENTERING THE MEETING

1. CALL TO ORDER

2. ROLL CALL – ESTABLISHMENT OF QUORUM

Ralph Rubio	Mayor
Ian N. Oglesby	Mayor Pro Tem
Dennis J. Alexander	Council Member
Jason Campbell	Council Member
David R. Pacheco	Council Member

3. INVOCATION AND PLEDGE OF ALLEGIANCE

4. REVIEW OF AGENDA

If there are any items that arose after the 72-hour posting deadline, this is the point in the meeting where a vote may be taken to add the item to the agenda. (A 2/3-majority vote is required).

5. ORAL COMMUNICATIONS

Members of the public wishing to address the City Council on matters within the jurisdiction of the City of Seaside, but not on this agenda, may do so during the Public Comment period for up to three minutes. Public Comments on specific agenda items are heard under that item. For the public record, please state your name.

6. PUBLIC AGENCY COMMUNICATIONS

This is a time specifically set aside for representatives of public agencies to make brief comments of general interest to the City Council and the community.

7. PRESENTATIONS

A. RECEIVE PRESENTATION FROM ASSEMBLYMEMBER MARK STONE

PURPOSE: To receive a presentation from Assembly Member Mark Stone regarding legislative actions in Sacramento Affecting Seaside.

RECOMMENDATION: To receive the presentation and ask questions as appropriate.

B. RECREATION SERVICES PRESENTATION

PURPOSE: A presentation on the Recreation Services Division program will be presented for City Council consideration.

RECOMMENDATION: It is recommended that the City Council receive the presentation and make comments as appropriate.

C. PRESENTATION OF CHECK BY THE SEASIDE ROTARY CLUB TO THE FIRE DEPARTMENT FOR THE PURCHASE OF RESIDENTIAL KNOX BOXES

PURPOSE: For the Seaside Fire Department to receive a check presented by the Seaside Rotary Club for the purchase of residential Knox Boxes; rapid-entry systems designed to provide secure emergency access to a home or property to those living alone or with a history of medical problems, which will be provided to community residents through the Fire Department Knox Box Program.

RECOMMENDATION: It is recommended that the Fire Department accept the check provided by the Seaside Rotary Club.

D. PRESENTATION ON THE MONTEREY BAY COMMUNITY CHOICE AGGREGATION PROGRAM, A PROGRAM FOR LOCAL GOVERNMENTS TO PROVIDE ELECTRICITY TO CUSTOMERS IN PARTNERSHIP WITH PACIFIC GAS & ELECTRIC

PURPOSE: The purpose of this item is for the City Council to receive a presentation about the Monterey Bay Community Choice Aggregation Program (CCA) from Gine Johnson, Project Team Manager. The CCA is a program through which local governments assume responsibility for providing electrical power to residential and commercial customers within their jurisdiction in partnership with Pacific Gas & Electric Company.

RECOMMENDATION: It is recommended that the City Council receive a presentation about the Monterey Bay Community Choice Aggregation Program from Gine Johnson, Project Team Manager. The Community Choice Aggregation Program is a program through which local governments assume responsibility for providing electrical power to residential and commercial customers within their jurisdiction in partnership with Pacific Gas & Electric Company.

8. CONSENT CALENDAR

The Consent Calendar includes routine items that can be approved with a single motion and vote. A member of the City Council or a member of the public may request that any time be pulled from the Consent Calendar for separate consideration.

A. APPROVE MINUTES OF OCTOBER 1, 2015

RECOMMENDATION: It is recommended that the minutes be reviewed and approved.

B. APPROVE AND FILE CITY CHECKS

PURPOSE: It is requested that the City Council approve and file the accounts payable and wired payments made during the period of September 22, 2015 through October 5, 2015. In addition, approval of the payroll and benefits checks, direct deposits and wired payments related to the period of October 1, 2015. Total Account Payable and Payroll for the above

referenced period is $1,295,083.16.

RECOMMENDATION: It is recommended that the City Council approve and file the attached checks.

C. CONSIDER THE APPROVAL OF THE TRAFFIC ADVISORY COMMITTEE (TAC) RECOMMENDATIONS

PURPOSE: The purpose of this item is to consider the Traffic Advisory Committee (TAC) recommendations from their September 15th, 2015 meeting.

RECOMMENDATION:
It is recommended for the City Council to approve the following Traffic Advisory Committee (TAC) recommendations on the following two items:

Item 1: Deny request to utilize a portion of the Laguna Grande parking Authority parking lot for CHOMP employee bus shuttle service. Provide notice to CHOMP of action and provide a grace period before enforcement begins.

Item 2: Approve to place 20 feet of red curb north of both driveway approaches and place 20 feet of red curb south of the northernmost driveway approach to 1721 Del Monte Boulevard.

D. CONSIDER APPROVAL OF A FEE WAIVER REQUEST FROM BALLET FOLKLORICO AGUILA REAL FOR USE OF LAGUNA GRANDE HALL AT OLDEMEYER CENTER FOR 25TH ANNIVERSARY EVENT

PURPOSE: The purpose of this item is to consider the fee waiver request from Ballet Folklorico Aguila Real for the use of the Laguna Grande Hall at Oldemeyer Center to hold their 25th anniversary event in the amount of Six-Hundred and Fifty-Eight Dollars and Twenty-Five Cents ($658.25).

RECOMMENDATION: It is recommended that the City Council approve the request.

E. CONSIDER APPROVAL OF A FEE WAIVER REQUEST FROM SEASIDE HIGH SCHOOL FOR COSTS ASSOCIATED WITH THE ANNUAL HOMECOMING PARADE

PURPOSE: The purpose of this item is to consider the request from Seaside High School for a waiver of the costs for Public Works and Police Services in the amount of six hundred sixty-five dollars and thirty-eight cents ($665.38) associated with the 2015 Homecoming Parade scheduled for October 16, 2015.

RECOMMENDATION: It is recommended that the City Council approve this request.

F. CONSIDER A MAYOR'S YOUTH FUND REQUEST FOR THREE THOUSAND DOLLARS ($3,000) FROM GIRLS INC. OF THE CENTRAL COAST FOR A CONTRIBUTION TO FUND THE ECHO LEADERSHIP PROGRAM

PURPOSE: The purpose of this item is for the City Council to consider a request from Girls Inc. of the Central Coast for a donation of Three Thousand Dollars ($3,000) from the Mayor's Youth Fund to allow students from Seaside High School to participate in the ECHO Leadership Program.

RECOMMENDATION: It is recommended that the City Council approve the request.

9. BUSINESS ITEMS

A. REPORT TO THE CITY COUNCIL AND THE COMMUNITY ON THE CITY'S GANG VIOLENCE PREVENTION PROGRAM

PURPOSE: The purpose is to give the City Council and the community a progress report on the City's Youth Violence Prevention Program.

RECOMMENDATION: It is recommended that the City Council receive the report and provide policy guidance as desired and that, at a subsequent City Council meeting, consider accepting the Community Assessment and Criminal Data reports.

B. REVEIW AND CONSIDER A FEE WAIVER REQUEST FROM VETERANS FOR PEACE FOR USE OF THE LAGUNA GRANDE HALL AT OLDEMEYER CENTER.

PURPOSE: The purpose of this item is to consider a fee waiver request from the Monterey County Veteran's for Peace for the use of the Laguna Grande Hall at the Oldemeyer Center on November 7, 2015 for a forum to discuss police militarization. Costs associated with this request are one thousand and twenty two dollars ($1,022).

RECOMMENDATION: City Council direction is requested.

C. A RESOLUTION APPROVING A 2015-2016 BUDGET AMENDMENT OF $101,600 TO FUND THE CITY'S PERFORMANCE IMPROVEMENT PLAN PROJECTS

PURPOSE:
The purpose of this item is for the City Council to review, discuss and adopt a resolution approving a 2015-2016 budget amendment of $101,600 to fund the City's Performance Improvement Plan Projects.

RECOMMENDATION:
It is recommended that the City Council adopt the proposed resolution approving a 2015-2016 budget amendment of $101,600 to fund the City's Performance Improvement Plan Projects (Attachment 1, with cost detail attached).

10. MAYOR, CITY COUNCIL, CITY MANAGER AND CITY ATTORNEY COMMENTS AND REPORTS ON COMMITTEE ASSIGNMENTS

This is a time specifically set aside for members of the City Council, the City Manager and City Attorney to make brief comments of general interest to the community, make requests that items be added to future City Council meeting agendas as necessary and report on committee assignments.

11. ADJOURNMENT

Next Regularly Scheduled Meeting:

The City of Seaside is an ADA accessible facility and is committed to include the disabled in all of its services, programs and activities. Any person who requires accommodation to be able to participate in this meeting is asked to contact the office of the City Clerk at 899-6707, no fewer than two business days prior to the meeting to allow for reasonable arrangements.The City Council Chambers is equipped with a portable microphone for anyone unable to come to the podium. Assisted listening devices are also available.

Meetings that are held in the City Council Chambers are broadcast live to all Seaside residents on Comcast Channel 25 and U-verse Channel 99. Meetings are also available through live streaming at: http://cvp.telvue.com/player?id=T01629&video=52314&noplaylistskin=1&width=400&height=300 Videos of past meetings are available on demand through the City's website: http://www.ci.seaside.ca.us

Agenda-related writings or documents provided during public meetings are available for public inspection during the meeting or from the office of the City Clerk. This agenda is posted in compliance with California Government Code Section 54954.2(a) or Section 54956.

CITY OF SEASIDE
STAFF REPORT

Item No.: 7.D.

TO: City Council

FROM: John Dunn, City Manager

BY: Daphne Hodgson, Deputy City Manager Administrative Services

DATE: October 15, 2015

SUBJECT: **PRESENTATION ON THE MONTEREY BAY COMMUNITY CHOICE AGGREGATION PROGRAM, A PROGRAM FOR LOCAL GOVERNMENTS TO PROVIDE ELECTRICITY TO CUSTOMERS IN PARTNERSHIP WITH PACIFIC GAS & ELECTRIC**

PURPOSE

The purpose of this item is for the City Council to receive a presentation about the Monterey Bay Community Choice Aggregation Program (CCA) from Gine Johnson, Project Team Manager. The CCA is a program through which local governments assume responsibility for providing electrical power to residential and commercial customers within their jurisdiction in partnership with Pacific Gas & Electric Company.

RECOMMENDATION

It is recommended that the City Council receive a presentation about the Monterey Bay Community Choice Aggregation Program from Gine Johnson, Project Team Manager. The Community Choice Aggregation Program is a program through which local governments assume responsibility for providing electrical power to residential and commercial customers within their jurisdiction in partnership with Pacific Gas & Electric Company.

BACKGROUND

On April 18, 2013, the City Council adopted Resolution NO. 2013-32 approving participation in a multi-agency effort to investigate the feasibility of a Monterey Bay Area Community Choice Aggregation (CCA) program.

Enabled by California legislation (AB117), Community Choice Aggregation (CCA) allows local governments to pool their residential and municipal electricity loads and to purchase and/or generate power on behalf of its residents and businesses. Energy transmission, distribution, repair and customer service functions remain the responsibility of the Investor Owned Utility

(IOU) operating throughout northern California, namely PG&E.

There are numerous economic and environmental benefits to pursuing a CCA in the Monterey Bay area region. Implementation of a regional CCA may allow for more localized energy production and utilization, help increase the proportion of green renewable energy sources and serve as an important tool in achieving both local climate action goals for greenhouse gas reductions, as well as significant local economic investment for job creation in our community. Moreover CCA provides the local region with increased local control of our energy supply, pricing and investment, while maintaining seamless transmission, distribution, repair and customer service for energy delivery from the existing IOU to the customer.

The first step in researching a local CCA is to conduct an in-depth feasibility analysis. Private funding was raised to conduct the feasibility study. The County of Santa Cruz took the lead on the study, requested proposals, and the Board os Supervisors approved the contracts on June 23, 2015.

The feasibility study will articulate the essential information necessary to consider CCA for the region by researching:
Procurement of electricity;
Local supply/resource analysis for renewable generation;
Rate/price modeling and PG&E rate parity analysis;
Jobs and economic development projections;
Greenhouse gas reduction projections;
Start-up costs, short-term financing needs, estimated payback period.

Gine Johnson, Project Team Manager will present an update on the project.

FISCAL IMPACT

There will be no impact on the General Fund. It is anticipated that the funding to conduct a regional feasibility study will come from the private sector and/or grant funding.

ATTACHMENTS

1. Fact Sheet on Community Choice Aggregation
2. Resolution 2013-32, April 18, 2013

Reviewed for Submission to the
City Council by:



John Dunn, City Manager

COMMUNITY CHOICE AGGREGATION BACKGROUND INFORMATION

Community Choice Aggregation (CCA) enabled by California legislation (AB117), is a program in which local governments assume responsibility for providing electrical power to residential and commercial customers within their jurisdiction in partnership with the existing investor owned utility (IOU) Pacific Gas & Electric. CCA may allow for more localized energy production and utilization, help increase the use of greener energy sources including renewables and serve as an important tool in achieving both local climate action goals for greenhouse gas reductions, as well as providing significant local economic investment for job creation. Moreover CCA provides the region with increased local control of their energy supply, pricing and investment, while maintaining seamless energy transmission, distribution, repair and customer service to the customer from the existing IOU.

While the potential for significant economic and environmental benefits of a CCA are extensive, the process for establishing a CCA can be lengthy and complex, requiring thorough analysis prior to implementation to ascertain whether a CCA is an appropriate choice for our community and what approach would best benefit our local region. Thus, before a CCA can be established, there needs to be a determination of technical and financial feasibility as well as a sufficient level of public support.

Over the last several months, representatives from a number of Monterey Bay area jurisdictions in Monterey and Santa Cruz counties have met informally as a CCA Project Development Advisory Committee (PDAC) to initiate the CCA process. The Community Foundation of Santa Cruz has agreed to act as the fiscal agent for this Monterey Bay area regional project during the early stage of the effort. At this point it is necessary to formally establish the composition and charge of the CCA PDAC. Those jurisdictions wishing to participate in the process need to formally agree to do so and to appoint their representatives to the PDAC.

The first step in determining whether or not a CCA is right for our community, is the completion of a technical feasibility study. It is estimated that this study may cost between $150,000-200,000 for the region, although the precise cost will be a function of the number of total jurisdictions that decide to join the effort. By choosing to join together on the front end however, significant economies of scale can be achieved to dramatically reduce the overall costs of individual feasibility studies and/or the costs of later revisions to the study should additional jurisdictions elect to join onto the effort at a later date. Efforts to raise these funds privately are already underway, with the deliberate intention to support the completion of the feasibility study without impacting participant general funds. If the results of the feasibility study are positive, the next step would be for the interested jurisdictions to more formally decide how to proceed. At this time, it is only requested that the City agree to participate during the feasibility study stage and to designate representatives on the PDAC. Doing so in no way obligates or otherwise binds the City to participate in the CCA, should it be established.

If ultimately successful, the CCA offers many benefits to the City, its residents, and its businesses. Taking the first step to determine its feasibility and community acceptance is not only prudent but important for assisting the City in meeting its climate change goals.

RESOLUTION NO. 2013-32

RESOLUTION OF THE CITY COUNCIL OF THE CITY OF SEASIDE CONFIRMING THE CITY OF SEASIDE'S PARTICIPATION IN THE COMMUNITY CHOICE AGGREGATION (CCA) PROJECT DEVELOPMENT ADVISORY COMMITTEE (PDAC)

WHEREAS, the City Council of the City of Seaside has demonstrated its commitment to increasing energy efficiency, and to supporting more broad availability and use of local renewable power sources within the City of Seaside; and

WHEREAS, Community Choice Aggregation (CCA) is a mechanism through which local governments assume responsibility for providing electrical power to residential and commercial customers within their jurisdiction in partnership with Pacific Gas & Electric Company; and

WHEREAS, the City Council of the City of Seaside has identified CCA as a potential strategy that could be very effective in helping the City of Seaside meet its greenhouse gas reduction targets; and

WHEREAS, Community Choice Aggregation, if determined to be technically and financially feasible, could provide substantial environmental and economic benefits to all residents and businesses in City of Seaside; and

WHEREAS, Community Choice Aggregation provides the opportunity to fund and implement a wide variety of energy related programs of interest to the community; and

WHEREAS, in addition to technical and financial feasibility, it is important to determine whether there is adequate public support for Community Choice Aggregation; and

WHEREAS, the Community Foundation of Santa Cruz is the fiscal sponsor for a coordinated inter-jurisdictional effort to investigate the technical, financial and overall feasibility of Community Choice Aggregation in the Monterey Bay Area region; and plans to retain consultant expertise to assist with preparation of a CCA Feasibility Study; and

WHEREAS, within the last several months, representatives of agencies located within the counties of Monterey and Santa Cruz have met informally as a CCA "Project Development Advisory Committee" (PDAC), and it is now appropriate to formalize the composition and charge of a CCA PDAC; and

WHEREAS, it is intended for the CCA PDAC to be an advisory group comprised of local agency staff, local elected officials or their designees, and members of the public with expertise in energy, financial and/or organizational mechanisms; that will sunset upon meeting its charge to develop feasibility information and to advise the Santa Cruz Community Foundation and participating local agencies; and

WHEREAS, determining technical and financial feasibility requires obtaining and analyzing energy load data from Pacific Gas & Electric Company, and conducting public education and outreach.

NOW, THEREFORE, BE IT RESOLVED by the City Council of the City of Seaside that:

(1) The City of Seaside agrees to participate in an inter-jurisdictional effort to investigate the feasibility of Community Choice Aggregation (CCA) to operate within Monterey Bay Area region, including support for efforts by a CCA Project Development Advisory Committee (PDAC) to guide preparation of a feasibility study, without obligation of the expenditure of General Funds unless separately authorized in a future action by the City Council.

(2) The City Council authorizes the City of Seaside Administrative Officer to designate up to three staff members to participate as members of the CCA PDAC.

(3) The City of Seaside Administrative Officer is authorized to execute the appropriate documentation to allow the CCA PDAC and its technical consultants to request energy usage load data from PG&E so it may be analyzed as part of the feasibility study.

(4) Adoption of this resolution in no way binds or otherwise obligates the City of Seaside to participate in Community Choice Aggregation.

PASSED AND ADOPTED by the City Council of the City of Seaside, State of California, this 18th day of April of 2013, by the following vote:

AYES: COUNCIL MEMBERS: Rubio, Oglesby, Alexander, Edwards, Pacheco

NOES: COUNCIL MEMBERS: None

ABSENT: COUNCIL MEMBERS: None

ABSTAIN: COUNCIL MEMBERS: None

Ralph Rubio, Mayor

ATTEST:

Dimitra M. Hubbard, City Clerk

CITY OF SEASIDE
STAFF REPORT

Item No.: 8.A.

TO: City Council

FROM: John Dunn, City Manager

BY:

DATE: October 15, 2015

SUBJECT: **APPROVE MINUTES OF OCTOBER 1, 2015**

PURPOSE

To Review and approve the minutes from the October 1, 2015 Regular Meeting.

RECOMMENDATION

That the minutes be approved.

BACKGROUND

FISCAL IMPACT

ATTACHMENTS

1. Draft Minutes

Reviewed for Submission to the
City Council by:

John Dunn, City Manager

DRAFT MINUTES

CITY OF SEASIDE
CITY COUNCIL

REGULAR MEETING
COUNCIL CHAMBER
Thursday, October 1, 2015
7:00 PM

---

1. CALL TO ORDER

Mayor Rubio called the meeting to order at 7:00 PM.

2. ROLL CALL – ESTABLISHMENT OF QUORUM

PRESENT: Campbell, Pacheco, Rubio
ABSENT: Alexander, Oglesby

3. INVOCATION AND PLEDGE OF ALLEGIANCE

Pastor Elder Sims provided the invocation.

4. REVIEW OF AGENDA

The recipient of Agenda Item 7B requested this item be continued to the November 5th meeting. The Council concurred to continue the item.

5. ORAL COMMUNICATIONS

Mayor Rubio invited public comment for items not on the agenda.

- Rich Cadigan expressed concern regarding the traffic patterns and parking regulations around Trinity Park, that there are no one way signs nor speed limit signs. He requested adequate signage be installed on the street and consideration of imposing parking time limits.
- Paul Wolf spoke to the Wildan Report that deals with the financial impacts of the Monterey Downs Horse Park. He expressed concern that the report is in contradiction to what was presented by the developer at the March 2015 meeting. He questioned the independence of their information, the sources of the information. He requested the City Council to investigate the numbers to ensure they are truly independent.

6. PUBLIC AGENCY COMMUNICATIONS

Jim Vossen spoke to a recent incident with a local Tailor of Vans' Tailoring who was audited and forced to pay $10,000 for sales tax for tailoring "New clothes" as opposed to "used closed". Mr. Vossen spoke to efforts by the Chamber of Commerce to change legislation to clarify that once you take possession of an item it is no longer new and there should be no additional tax imposed.

Mayor Rubio reported that the City of Seaside has two new businesses and encouraged the public to frequent.

7. PRESENTATIONS

A. FIRE PREVENTION WEEK PROCLAMATION

Mayor Rubio presented a proclamation to the Seaside Fire Department Chief and on Duty staff regarding the Fire Prevention Week and explained the purpose to recognize October 4th through

10th as Fire Prevention Week to raise awareness of the need of for prevention, as well as actions residents and businesses can take to prevent fires and injuries that result from fire.

Fire Chief Dempsey spoke to the fire prevention programs that are available and talked to the Fire Department Open House scheduled for October 3.

B. RECOGNITION OF MICHAEL MUGAN FOR CONTRIBUTIONS AS A RESPONSIBLE, PRODUCTIVE YOUTH IN THE SEASIDE COMMUNITY

This item was postponed until November 5th.

C. RECOGNITION OF WENDELL MONTES FOR TIME SERVED AS A BOARD MEMBER OF THE BOARD OF ARCHITECTURAL REVIEW FROM 2003-2015.

Mr. Montes was not in attendance and Mayor Rubio thanked him for his service and spoke to the benefits of serving on a Board or Commission and noted that there are current openings.

8. CONSENT CALENDAR

Mayor Rubio invited comments from the public and had no requests to speak.

On motion by Council Member Campbell and seconded by Council Member Pacheco and passed by the following vote the City Council approved the Consent Calendar as presented.

RESULT:	**Approved**
MOVER:	Council Member Jason Campbell
SECONDER:	Council Member Dave Pacheco
AYES:	Ralph Rubio, Jason Campbell, Dave Pacheco
NOES:	None
ABSENT:	Ian Oglesby, Dennis Alexander

A. APPROVE MINUTES OF SEPTEMBER 17, 2015

Action: Approved

B. APPROVE AND FILE CITY CHECKS

Action: Accepted & Filed

C. RESOLUTION TO AUTHORIZE THE CITY MANAGER TO EXECUTE AN AGREEMENT WITH THE STATE BOARD OF EQUALIZATION FOR THE IMPLEMENTATION OF THE LOCAL PREPAID MOBILE TELEPHONY SERVICES COLLECTION ACT (AB 1717)

Action: Approved Resolution 15-98

9. PUBLIC HEARING

A. ADOPTION OF MAJOR TEXT AMENDMENTS TO TITLE 17 (ZONING CODE) OF THE SEASIDE MUNICIPAL CODE (FILE NO. SMA-15-02) (SECOND READING - ROLL CALL VOTE)

Senior Planner Medina made a clarifying statement regarding questions posed during the first reading of the draft Ordinance noting there was a clarification request that would detail the applicability of theOordinance remediation overlay district. He explained that text amendments have been requested and incorporated to indicate that the provision of this section would apply to the land, as listed in Ordinance 924.

Council Member Campbell thanked Staff for clarifications and the incorporation of clarifying comments.

Mayor Rubio invited comments from the public

- A resident asked what portion of this District overlaps with the proposed Monterey Downs development area.

Mr. Medina identified the area.

On motion by Council Member Campbell and seconded by Council Member Pacheco and passed by the following Roll Call vote the City Council approved the staff recommendation and adopted Ordinance 1025 major text amendments to Title 17 of the Seaside Municipal Code.

RESULT:	**Adopted**
MOVER:	Council Member Jason Campbell
SECONDER:	Council Member Dave Pacheco
AYES:	Ralph Rubio, Jason Campbell, Dave Pacheco
NOES:	None
ABSENT:	Ian Oglesby, Dennis Alexander

10. CLOSED SESSION

A. CONFERENCE WITH LEGAL COUNSEL - EXISTING LITIGATION PURSUANT TO GOVERNMENT CODE SECTION 54956.9

This item was removed from the agenda.

11. MAYOR, CITY COUNCIL, CITY MANAGER AND CITY ATTORNEY COMMENTS AND REPORTS ON COMMITTEE ASSIGNMENTS

Legal Counsel Freeman noted that the City of Seaside/Sand City settlement conference is next Wednesday and he will be attending on behalf of the city.

Council Member Pacheco spoke to attending the NIP clean up and thanked the Commission for their efforts, He spoke to attending the MPUSD Board meeting reporting they are focused on infrastructure work in the schools. He acknowledged Kay Cline for being recognized with the Visionary Award by the Women's Democratic group and praised her for all the hard work. Finally spoke to attending the Final Car show for Hot Cars cool nights and hoped that next year more attendance should be encouraged.

Mayor Rubio spoke to attending the Library dedication ceremony for May Johnson and spoke to the impact she had for the Kids in Seaside and other events attended representing the City as Mayor and committee assignments. He did agree with Council Member Pacheco regarding the Hot Cars Cool Nights event. He closed by reminding the Community of the City's 61st Birthday celebration on October 13th.

12. ADJOURNMENT

On motion, the meeting was adjourned at 7:35 PM.

Respectfully submitted,

Lesley Milton-Rerig, City Clerk

Ralph Rubio, Mayor

CITY OF SEASIDE
STAFF REPORT

Item No.: 8.B.

TO: City Council

FROM: John Dunn, City Manager

BY: Daphne Hodgson, Deputy City Manager Administrative Services
Krista Oberholtzer, Accounting

DATE: October 15, 2015

SUBJECT: **APPROVE AND FILE CITY CHECKS**

PURPOSE

It is requested that the City Council approve and file the accounts payable and wired payments made during the period of September 22, 2015 through October 5, 2015. In addition, approval of the payroll and benefits checks, direct deposits and wired payments related to the period of October 1, 2015. Total Account Payable and Payroll for the above referenced period is $1,295,083.16.

RECOMMENDATION

It is recommended that the City Council approve and file the attached checks.

BACKGROUND

In accordance with Government Code Section 37208, at each City Council meeting the Council is provided a listing of the payroll and general checks issued since the last report so that it can inspect and confirm these checks. Each purchase has been reviewed and approved by the department making the purchase at the time of procurement. The invoice has been reviewed by the Finance Department prior to payment to ensure that it conforms to the approved budget.

Therefore, in accordance with Government Code Section 37208, I hereby certify that the above referenced (and attached) list of checks conforms to the approved budget and has been paid. These checks are hereby submitted to the City Council for inspection and confirmation.

A description of the checks and wires exceeding $10,000 are as follows:

- $917,414.11 for payroll and benefits;
- $12,810.00 to B&H Photo Video for the STEMA project cameras;

- $11,615.51 to Bob Murray & Associates for the City Manager recruitment brochure advertising;
- $43,818.75 to Don Chapin Company, Inc. for August 2015 park projects;
- $11,400.00 to Jones & Madhavan Architectural for the Patullo pool drain repair;
- $14,827.25 to LSA Associates, Inc. for legal services;
- $28,118.50 to Mark Thomas & Company, Inc. for West Broadway Urban Village infrastructure improvements;
- $14,184.15 to County of Monterey IT Department for IT charges through April, May and June of 2015;
- $34,270.63 to Richards, Watson & Gershon for legal services;
- $12,876.27 The SPCA of Monterey County for services rendered through July and August of 2015;
- $13,190.00 Cosco Fire Protection, Inc. for the sprinklers at the Fire Department Station;
- $11,566.99 PNC Equipment Finance, LLC for the lease of PNC radios.

The remaining checks, totaling $168,991.00, include payments to vendors for operating expenditures.

FISCAL IMPACT

The listed checks have been budgeted and paid from the various funds, as appropriate.

ATTACHMENTS

1. Council Report
2. Check Report

Reviewed for Submission to the
City Council by:



John Dunn, City Manager

VENDOR NAME	DATE	DESCRIPTION	FUND	DEPARTMENT	AMOUNT_
AD CLUB	9/23/15	INVOICE #274975	GENERAL FUND	CITY MANAGER	3,233.35_
				TOTAL:	3,233.35
ADVANCE WATER ENGINEERING, INC.	9/30/15	CHEMICAL TREATMENT SRVC	POMA & DMDC FUND	POMA/DMDC	266.25_
				TOTAL:	266.25
AIRTEC SERVICE	9/30/15	DISCHARGE SENSOR 1142 WHE	GENERAL FUND	GOVERNMENT BLDGS DIV	526.39_
				TOTAL:	526.39
ALAMEDA COUNTY DIST ATTY'	9/30/15	POINT OF VIEW MAG FALL 15	GENERAL FUND	POLICE DEPARTMENT	42.00_
				TOTAL:	42.00
ALAMEDA ELECTRICAL DISTRIBUTORS, INC	9/30/15	FIRE STATION-FLOURESCENT	GENERAL FUND	GOVERNMENT BLDGS DIV	85.81
	9/30/15	INVOICE #S3656635.001	POMA & DMDC FUND	POMA/DMDC	21.12_
				TOTAL:	106.93
ALENA WAGREICH	9/30/15	Instrt Pay Sept 2015	GENERAL FUND	EVENTS DIV.	327.60_
				TOTAL:	327.60
ALTIUS MEDICAL	9/23/15	BIOHAZARDOUS WASTE P/UP	GENERAL FUND	POLICE DEPARTMENT	99.00_
				TOTAL:	99.00
ALVARO CRUZ	9/23/15	POOL REFUND	GENERAL FUND	NON-DEPARTMENTAL	149.40_
				TOTAL:	149.40
AMERICAN LOCK & KEY	9/30/15	MISC INVOICES	GENERAL FUND	GOVERNMENT BLDGS DIV	17.38
	9/30/15	MISC INVOICES	GENERAL FUND	GOVERNMENT BLDGS DIV	303.08_
				TOTAL:	320.46
AMERICAN SUPPLY COMPANY	9/30/15	JANITORIAL SUPPLIES	GENERAL FUND	FIRE DEPARTMENT	283.76
	9/30/15	JANITORIAL SUPPLIES	GENERAL FUND	FIRE DEPARTMENT	112.32
	9/23/15	MISC INVOICES	GENERAL FUND	GOVERNMENT BLDGS DIV	73.78
	9/23/15	MISC INVOICES	GENERAL FUND	GOVERNMENT BLDGS DIV	18.53_
				TOTAL:	488.39
ART BLACK	9/30/15	PLAN REVIEW	GENERAL FUND	FIRE DEPARTMENT	350.00_
				TOTAL:	350.00
AT&T	9/30/15	PHONE SERVICES	MIS FUND	MIS DEPT	83.90_
				TOTAL:	83.90
AT&T MOBILITY	9/30/15	CELL PHONE SERVICES	MIS FUND	MIS DEPT	543.11
	9/30/15	CELL PHONE SERVICES	MIS FUND	MIS DEPT	1,640.56_
				TOTAL:	2,183.67
B&H PHOTO VIDEO	9/23/15	STEMA PROJECT	GENERAL FUND	POLICE DEPARTMENT	12,810.00_
				TOTAL:	12,810.00
BARTLE WELLS ASSOCIATES	9/30/15	WATER RATE STUDY	WATER FUND	PUBLIC WORKS	5,499.00_
				TOTAL:	5,499.00
BECK'S SHOE STORE	9/23/15	PW-SHOES MISC	GENERAL FUND	PARKS DIV	148.41
	9/23/15	PW-SHOES MISC	GENERAL FUND	PARKS DIV	70.00_
				TOTAL:	218.41
BETTER BRANDS FOOD PRODUCTS, INC.	9/30/15	SENIORS CONSUMABLES	SENIOR PROGRAMS	INVALID DEPARTMENT	333.09

VENDOR NAME	DATE	DESCRIPTION	FUND	DEPARTMENT	AMOUNT
				TOTAL:	333.09
BOB MURRAY & ASSOCIATES	9/23/15	INVOICE #6402	GENERAL FUND	CITY MANAGER	11,615.51
				TOTAL:	11,615.51
BRITTANI DIEHL	9/23/15	BIRTHDAY	GENERAL FUND	COMMUNITY CTR DIV.	655.00
				TOTAL:	655.00
BURTON'S FIRE, INC.	9/30/15	WHEEL HUB CAP	EQUIPMT MAINT FUND	EQUIP MAINT DIV	127.17
	9/23/15	2 WIRE STEP-FD	EQUIPMT MAINT FUND	EQUIP MAINT DIV	71.79
				TOTAL:	198.96
CA. STATE DISBURSEMENT UNIT	10/01/15	CASE NO.	GENERAL FUND	NON-DEPARTMENTAL	344.50
	10/01/15	CASE NO.	GENERAL FUND	NON-DEPARTMENTAL	466.74
	10/01/15	CASE NO.	GENERAL FUND	NON-DEPARTMENTAL	1,499.54
	10/01/15	CASE NO.	SA MERGED CAPITAL	NON-DEPARTMENTAL	44.76
				TOTAL:	2,355.54
CALIF LAW ENFRCMNT ASSOC	10/01/15	CALIF LAW ENFRCMNT ASSOC	GENERAL FUND	NON-DEPARTMENTAL	31.46-
	10/01/15	POLICE DISABILITY	GENERAL FUND	NON-DEPARTMENTAL	142.57
	10/01/15	POLICE DISABILITY	GENERAL FUND	NON-DEPARTMENTAL	142.57
	10/01/15	POLICE DISABILITY	GENERAL FUND	NON-DEPARTMENTAL	5.19
	10/01/15	POLICE DISABILITY	GENERAL FUND	POLICE DEPARTMENT	20.76
	10/01/15	POLICE DISABILITY	GENERAL FUND	POLICE DEPARTMENT	20.76
	10/01/15	POLICE DISABILITY	GENERAL FUND	POLICE DEPARTMENT	10.38
	10/01/15	POLICE DISABILITY	GENERAL FUND	POLICE DEPARTMENT	20.76
	10/01/15	POLICE DISABILITY	GENERAL FUND	POLICE DEPARTMENT	20.76
	10/01/15	POLICE DISABILITY	GENERAL FUND	POLICE DEPARTMENT	10.38
	10/01/15	POLICE DISABILITY	GENERAL FUND	POLICE DEPARTMENT	116.62
	10/01/15	POLICE DISABILITY	GENERAL FUND	POLICE DEPARTMENT	25.95
	10/01/15	POLICE DISABILITY	GENERAL FUND	POLICE DEPARTMENT	127.67
	10/01/15	POLICE DISABILITY	GENERAL FUND	POLICE DEPARTMENT	14.90
	10/01/15	POLICE DISABILITY	GENERAL FUND	POLICE DEPARTMENT	5.19
	10/01/15	POLICE DISABILITY	CA SUPP LAW ENF. F	NON-DEPARTMENTAL	2.75
	10/01/15	POLICE DISABILITY	CA SUPP LAW ENF. F	NON-DEPARTMENTAL	2.75
	10/01/15	POLICE DISABILITY	CA SUPP LAW ENF. F	POLICE	2.75
	10/01/15	POLICE DISABILITY	CA SUPP LAW ENF. F	POLICE	2.75
				TOTAL:	664.00
CALPERS LONG-TERM CARE PROGRAM	10/01/15	EMPLOYEE PREMIUM	GENERAL FUND	NON-DEPARTMENTAL	124.09
				TOTAL:	124.09
CITY OF SEASIDE BENEFIT A	9/24/15	FLEX-ONE BENEFIT ACCOUNT	GENERAL FUND	NON-DEPARTMENTAL	1,425.75
	10/02/15	FLEX-ONE BENEFIT ACCOUNT	GENERAL FUND	NON-DEPARTMENTAL	1,432.67
	9/24/15	AFLAC-DEPENDANT DAY CARE	GENERAL FUND	NON-DEPARTMENTAL	105.00
	10/02/15	AFLAC-DEPENDANT DAY CARE	GENERAL FUND	NON-DEPARTMENTAL	105.00
	9/24/15	FLEX-ONE BENEFIT ACCOUNT	POMA & DMDC FUND	NON-DEPARTMENTAL	54.00
	10/02/15	FLEX-ONE BENEFIT ACCOUNT	POMA & DMDC FUND	NON-DEPARTMENTAL	49.01
	9/24/15	FLEX-ONE BENEFIT ACCOUNT	STREETS FUND	NON-DEPARTMENTAL	36.69
	10/02/15	FLEX-ONE BENEFIT ACCOUNT	STREETS FUND	NON-DEPARTMENTAL	39.88
	9/24/15	FLEX-ONE BENEFIT ACCOUNT	STORMWATER FUND	NON-DEPARTMENTAL	5.31
	10/02/15	FLEX-ONE BENEFIT ACCOUNT	STORMWATER FUND	NON-DEPARTMENTAL	5.31
	9/24/15	FLEX-ONE BENEFIT ACCOUNT	HS - MERGED HOUSIN	NON-DEPARTMENTAL	5.22
	10/02/15	FLEX-ONE BENEFIT ACCOUNT	HS - MERGED HOUSIN	NON-DEPARTMENTAL	5.23
	9/24/15	FLEX-ONE BENEFIT ACCOUNT	WATER FUND	NON-DEPARTMENTAL	10.63
	10/02/15	FLEX-ONE BENEFIT ACCOUNT	WATER FUND	NON-DEPARTMENTAL	10.63

VENDOR NAME	DATE	DESCRIPTION	FUND	DEPARTMENT	AMOUNT_
	9/24/15	FLEX-ONE BENEFIT ACCOUNT	EQUIPMT MAINT FUND	NON-DEPARTMENTAL	5.31
	10/02/15	FLEX-ONE BENEFIT ACCOUNT	EQUIPMT MAINT FUND	NON-DEPARTMENTAL	5.31
	9/24/15	FLEX-ONE BENEFIT ACCOUNT	SAN. DISTRICT GEN.	NON-DEPARTMENTAL	13.19
	10/02/15	FLEX-ONE BENEFIT ACCOUNT	SAN. DISTRICT GEN.	NON-DEPARTMENTAL	10.63
	9/24/15	FLEX-ONE BENEFIT ACCOUNT	SA FORT ORD CAPITA	NON-DEPARTMENTAL	16.67
	10/02/15	FLEX-ONE BENEFIT ACCOUNT	SA FORT ORD CAPITA	NON-DEPARTMENTAL	16.67
	9/24/15	FLEX-ONE BENEFIT ACCOUNT	SA FT ORD - LMIHF	NON-DEPARTMENTAL	2.10
	10/02/15	FLEX-ONE BENEFIT ACCOUNT	SA FT ORD - LMIHF	NON-DEPARTMENTAL	2.09
	9/24/15	FLEX-ONE BENEFIT ACCOUNT	SA MERGED CAPITAL	NON-DEPARTMENTAL	18.13
	10/02/15	FLEX-ONE BENEFIT ACCOUNT	SA MERGED CAPITAL	NON-DEPARTMENTAL	15.58
	9/24/15	FLEX-ONE BENEFIT ACCOUNT	SA MERGED - LMIHF	NON-DEPARTMENTAL	2.10
	10/02/15	FLEX-ONE BENEFIT ACCOUNT	SA MERGED - LMIHF	NON-DEPARTMENTAL	2.09_
				TOTAL:	3,400.20
COMCAST	9/23/15	YEC & SENIOR TV	GENERAL FUND	YOUTH & EDUCATION CTR	49.72
	9/23/15	YEC & SENIOR TV	SENIOR PROGRAMS	INVALID DEPARTMENT	16.71_
				TOTAL:	66.43
COMCAST BUSINESS	9/30/15	ETHERNET SERVICES	MIS FUND	MIS DEPT	3,285.84_
				TOTAL:	3,285.84
COMMERCIAL TRUCK COMPANY	9/30/15	MISC PARTS	EQUIPMT MAINT FUND	EQUIP MAINT DIV	373.23
	9/30/15	MISC PARTS	EQUIPMT MAINT FUND	EQUIP MAINT DIV	45.60-
				TOTAL:	327.63
COMMUNITY HOSPITAL OF THE	9/23/15	4 AUG LEGAL BLOOD DRAWS	GENERAL FUND	POLICE DEPARTMENT	80.00_
				TOTAL:	80.00
CONCERN	9/23/15	INVOICE #CN1603029	GENERAL FUND	CITY MANAGER	689.30_
				TOTAL:	689.30
CONTE'S GENERATOR SERVICE	9/23/15	GENERATORS MONTHLY SRV	POMA & DMDC FUND	POMA/DMDC	1,000.00
	9/23/15	GENERATORS MONTHLY SRV	POMA & DMDC FUND	POMA/DMDC	1,000.00_
				TOTAL:	2,000.00
COSCO FIRE PROTECTION, INC.	9/30/15	FD STATION SPRINKLERS	FIRE GRANTS	FIRE DEPARTMENT	2,700.00
	9/30/15	FD STATION SPRINKLERS	FIRE GRANTS	FIRE DEPARTMENT	10,490.00_
				TOTAL:	13,190.00
COUNTY OF MONTEREY IT DEPARTMENT	9/23/15	MONTEREY CO IT CHARGES	GENERAL FUND	POLICE DEPARTMENT	14,184.15_
				TOTAL:	14,184.15
CRYSTAL SPRINGS WATER	9/23/15	Pool / Oldemeyer Btld Wtr	GENERAL FUND	COMMUNITY CTR DIV.	96.00_
				TOTAL:	96.00
CYPRESS COAST FORD-LINCOL	9/30/15	BLADE ASYM	EQUIPMT MAINT FUND	EQUIP MAINT DIV	35.81_
				TOTAL:	35.81
D'VINE SIGNS AND GRAPHICS	9/30/15	ALERT MO.CO. BANNER	GENERAL FUND	FIRE DEPARTMENT	530.09_
				TOTAL:	530.09
DEL MAR FRENCH LAUNDRY	9/23/15	LAUNDRY - TABLE CLOTHS	GENERAL FUND	RECREATION	222.00_
				TOTAL:	222.00
DISCOUNT SCHOOL SUPPLY	9/23/15	KIDS CLUB	GENERAL FUND	YOUTH & EDUCATION CTR	643.22_
				TOTAL:	643.22

VENDOR NAME	DATE	DESCRIPTION	FUND	DEPARTMENT	AMOUNT_
DON CHAPIN COMPANY, INC.	9/23/15	PARK PROJECTS AUG 2015	PARKS-PLAYGROUND I	INVALID DEPARTMENT	14,606.25
	9/23/15	PARK PROJECTS AUG 2015	PARKS-PLAYGROUND I	INVALID DEPARTMENT	14,606.25
	9/23/15	PARK PROJECTS AUG 2015	PARKS-PLAYGROUND I	INVALID DEPARTMENT	14,606.25_
				TOTAL:	43,818.75
DOUBLE TREE BY HILTON	9/30/15	LODGING	GENERAL FUND	POLICE DEPARTMENT	526.50_
				TOTAL:	526.50
ED PRUE PAINTING	9/23/15	SEASIDE POLICE STATION	GENERAL FUND	GOVERNMENT BLDGS DIV	850.00_
				TOTAL:	850.00
EDGES ELECTRICAL GROUP, LLC	9/23/15	STEMA CABLE BURIAL	GENERAL FUND	POLICE DEPARTMENT	835.58
	9/23/15	QTY 1 IDEAL TEL PLUG 50	GENERAL FUND	POLICE DEPARTMENT	31.20
	9/30/15	ELECTRICAL SERVICES	POMA & DMDC FUND	POMA/DMDC	6.73
	9/30/15	ELECTRICAL SERVICES	POMA & DMDC FUND	POMA/DMDC	40.88
	9/30/15	ELECTRICAL SERVICES	POMA & DMDC FUND	POMA/DMDC	39.60
	9/30/15	ELECTRICAL SERVICES	POMA & DMDC FUND	POMA/DMDC	13.10_
				TOTAL:	967.09
EDWIN AVILA	9/23/15	ART - COMPETITION	GENERAL FUND	BOARDS & COMMISSIONS	75.00_
				TOTAL:	75.00
EMC PLANNING GROUP INC.	9/23/15	MISC INVOICES 8/2015	EXPEND TRUST FUND	NON-DEPARTMENTAL	5,908.45
	9/23/15	MISC INVOICES 8/2015	SA FORT ORD CAPITA	FORT ORD SUCCESSOR AGE	205.53_
				TOTAL:	6,113.98
EVELYN ELEANOR ROSALES	9/23/15	CITY BIRTHDAY	GENERAL FUND	COMMUNITY CTR DIV.	200.00_
				TOTAL:	200.00
FEDEX	9/23/15	INVOICE #515634500	GENERAL FUND	CITY ATTORNEY	6.51
	9/30/15	SHIP BROKEN PHAZZER	GENERAL FUND	POLICE DEPARTMENT	16.67_
				TOTAL:	23.18
FELIPE DE JESUS OLVERA	9/23/15	BROADWAY & MONTEREY CLN U	GENERAL FUND	PARKS DIV	2,650.00
	9/23/15	BROADWAY & MONTEREY CLN U	GENERAL FUND	PARKS DIV	1,850.00
	9/30/15	TRIM CYPRESS TREES	GENERAL FUND	PARKS DIV	1,650.00_
				TOTAL:	6,150.00
FERGUSON ENTERPRISES INC #795	9/30/15	DEPT CONSUMABLES	GENERAL FUND	GOVERNMENT BLDGS DIV	23.12
	9/30/15	CUSTOMER #612960	POMA & DMDC FUND	POMA/DMDC	8.02
	9/30/15	CUSTOMER #612960	POMA & DMDC FUND	POMA/DMDC	76.64
	9/30/15	CUSTOMER #612960	POMA & DMDC FUND	POMA/DMDC	21.71
	9/30/15	CUSTOMER #612960	POMA & DMDC FUND	POMA/DMDC	32.69
	9/30/15	CUSTOMER #612960	POMA & DMDC FUND	POMA/DMDC	46.74
	9/30/15	CUSTOMER #612960	POMA & DMDC FUND	POMA/DMDC	25.35_
				TOTAL:	234.27
FIRST ALARM	9/30/15	FIRE INSPECTION-OLDEMEYER	GENERAL FUND	GOVERNMENT BLDGS DIV	218.97
	9/23/15	YEC - SOPER ALARMS SVC	GENERAL FUND	RECREATION	485.46
	9/23/15	YEC - SOPER ALARMS SVC	GENERAL FUND	RECREATION	175.38
	9/30/15	SOPER - ALARM	GENERAL FUND	RECREATION	38.02_
				TOTAL:	917.83
FIRST AMERICAN TITLE COMPANY	9/23/15	MISC INVOICES	WBUV INFRASTRUCTUR	INVALID DEPARTMENT	750.00
	9/23/15	MISC INVOICES	WBUV INFRASTRUCTUR	INVALID DEPARTMENT	750.00
	9/23/15	MISC INVOICES	WBUV INFRASTRUCTUR	INVALID DEPARTMENT	750.00

VENDOR NAME	DATE	DESCRIPTION	FUND	DEPARTMENT	AMOUNT_
	9/23/15	MISC INVOICES	WBUV INFRASTRUCTUR	INVALID DEPARTMENT	395.00
	9/23/15	MISC INVOICES	WBUV INFRASTRUCTUR	INVALID DEPARTMENT	750.00
	9/23/15	MISC INVOICES	WBUV INFRASTRUCTUR	INVALID DEPARTMENT	750.00
	9/23/15	MISC INVOICES	WBUV INFRASTRUCTUR	INVALID DEPARTMENT	750.00_
				TOTAL:	4,895.00
FITNESS EVOLUTION	10/01/15	GYM MEMBERSHIP	GENERAL FUND	NON-DEPARTMENTAL	80.25
	10/01/15	GYM MEMBERSHIP	GENERAL FUND	NON-DEPARTMENTAL	15.00
	10/01/15	GYM MEMBERSHIP-FAMILY	GENERAL FUND	NON-DEPARTMENTAL	45.00
	10/01/15	FITNESS EVOLUTION	GENERAL FUND	NON-DEPARTMENTAL	45.00
	10/01/15	GYM MEMBERSHIP	POMA & DMDC FUND	NON-DEPARTMENTAL	1.50
	10/01/15	GYM MEMBERSHIP	STREETS FUND	NON-DEPARTMENTAL	3.00
	10/01/15	GYM MEMBERSHIP	STORMWATER FUND	NON-DEPARTMENTAL	1.50
	10/01/15	GYM MEMBERSHIP	WATER FUND	NON-DEPARTMENTAL	15.75
	10/01/15	GYM MEMBERSHIP	EQUIPMT MAINT FUND	NON-DEPARTMENTAL	1.50
	10/01/15	GYM MEMBERSHIP	SAN. DISTRICT GEN.	NON-DEPARTMENTAL	1.50_
				TOTAL:	210.00
FRANCHISE TAX BOARD	10/01/15	EWO FOR TAXES	GENERAL FUND	NON-DEPARTMENTAL	106.72_
				TOTAL:	106.72
FRANK J. CHRISTIE	9/30/15	VIVYL LETTERING 62	EQUIPMT MAINT FUND	EQUIP MAINT DIV	100.00_
				TOTAL:	100.00
GOLDEN STATE FLOW MEASUREMENT,INC.	9/30/15	BATTERY 5501 & 5502 HHD	WATER FUND	PUBLIC WORKS	289.45_
				TOTAL:	289.45
GOLDEN STATE PORTABLES	9/30/15	OFFICE TRAILERS-JULY 2015	GENERAL FUND	GOVERNMENT BLDGS DIV	437.54_
				TOTAL:	437.54
GRAINGER	9/23/15	FLAGPOLE LIGHT LED	GENERAL FUND	GOVERNMENT BLDGS DIV	39.43
	9/23/15	GP MTR CS ODP 3 HP	EQUIPMT MAINT FUND	EQUIP MAINT DIV	428.99_
				TOTAL:	468.42
GRANITE ROCK COMPANY	9/30/15	ALUMINUM HANDLE 6FT	SAN. DISTRICT GEN.	SANITATION DISTRICT	73.39_
				TOTAL:	73.39
GREEN LINE	9/30/15	SERVICE 8/24/15	SAN. DISTRICT GEN.	SANITATION DISTRICT	973.00_
				TOTAL:	973.00
GUADALUPE ALCAZAR	9/30/15	PARK DEPOSIT REFUND	GENERAL FUND	NON-DEPARTMENTAL	65.00_
				TOTAL:	65.00
HARRIS & ASSOCIATES, INC.	9/30/15	AUGUST 2015 PROF SVCS	EXPEND TRUST FUND	NON-DEPARTMENTAL	2,572.50_
				TOTAL:	2,572.50
HEICHAHIRO TAKARABE	9/30/15	Instructr Pay Sept 2015	GENERAL FUND	EVENTS DIV.	427.35_
				TOTAL:	427.35
HOME DEPOT CREDIT SERVICES	9/30/15	AUGUST/SEPT 2015	GENERAL FUND	GOVERNMENT BLDGS DIV	23.37
	9/30/15	AUGUST/SEPT 2015	GENERAL FUND	GOVERNMENT BLDGS DIV	48.88
	9/30/15	AUGUST/SEPT 2015	GENERAL FUND	GOVERNMENT BLDGS DIV	54.05
	9/30/15	AUGUST/SEPT 2015	GENERAL FUND	GOVERNMENT BLDGS DIV	40.80
	9/30/15	AUGUST/SEPT 2015	GENERAL FUND	GOVERNMENT BLDGS DIV	43.37
	9/30/15	AUGUST/SEPT 2015	GENERAL FUND	GOVERNMENT BLDGS DIV	15.45
	9/30/15	AUGUST/SEPT 2015	GENERAL FUND	GOVERNMENT BLDGS DIV	12.47

VENDOR NAME	DATE	DESCRIPTION	FUND	DEPARTMENT	AMOUNT_
	9/30/15	AUGUST/SEPT 2015	GENERAL FUND	GOVERNMENT BLDGS DIV	335.61
	9/30/15	AUGUST/SEPT 2015	GENERAL FUND	GOVERNMENT BLDGS DIV	212.45
	9/30/15	AUGUST/SEPT 2015	GENERAL FUND	GOVERNMENT BLDGS DIV	39.32
	9/30/15	AUGUST/SEPT 2015	GENERAL FUND	GOVERNMENT BLDGS DIV	357.39
	9/30/15	AUGUST/SEPT 2015	GENERAL FUND	GOVERNMENT BLDGS DIV	60.58
	9/30/15	AUGUST/SEPT 2015	GENERAL FUND	GOVERNMENT BLDGS DIV	31.84
	9/30/15	AUGUST/SEPT 2015	GENERAL FUND	PARKS DIV	99.54
	9/30/15	POMA	POMA & DMDC FUND	POMA/DMDC	34.96
	9/30/15	POMA	POMA & DMDC FUND	POMA/DMDC	7.82
	9/30/15	POMA	POMA & DMDC FUND	POMA/DMDC	21.34
	9/30/15	POMA	POMA & DMDC FUND	POMA/DMDC	7.85
	9/30/15	POMA	POMA & DMDC FUND	POMA/DMDC	5.40
	9/30/15	POMA	POMA & DMDC FUND	POMA/DMDC	80.22
	9/30/15	POMA	POMA & DMDC FUND	POMA/DMDC	7.29
	9/30/15	POMA	POMA & DMDC FUND	POMA/DMDC	77.47
	9/30/15	POMA	POMA & DMDC FUND	POMA/DMDC	38.54
	9/30/15	POMA	POMA & DMDC FUND	POMA/DMDC	18.97
	9/30/15	POMA	POMA & DMDC FUND	POMA/DMDC	31.65
	9/30/15	POMA	POMA & DMDC FUND	POMA/DMDC	4.19
	9/30/15	POMA	POMA & DMDC FUND	POMA/DMDC	61.49
	9/30/15	POMA	POMA & DMDC FUND	POMA/DMDC	19.78
	9/30/15	POMA	POMA & DMDC FUND	POMA/DMDC	195.00
	9/30/15	POMA	POMA & DMDC FUND	POMA/DMDC	32.52
	9/30/15	POMA	POMA & DMDC FUND	POMA/DMDC	142.42
	9/30/15	POMA	POMA & DMDC FUND	POMA/DMDC	38.79
	9/30/15	POMA	POMA & DMDC FUND	POMA/DMDC	108.81
	9/30/15	POMA	POMA & DMDC FUND	POMA/DMDC	38.84
	9/30/15	POMA	POMA & DMDC FUND	POMA/DMDC	35.66
	9/30/15	POMA	POMA & DMDC FUND	POMA/DMDC	33.63
	9/30/15	POMA	POMA & DMDC FUND	POMA/DMDC	115.14
	9/30/15	POMA	POMA & DMDC FUND	POMA/DMDC	86.83
	9/30/15	POMA	POMA & DMDC FUND	POMA/DMDC	39.55
	9/30/15	POMA	POMA & DMDC FUND	POMA/DMDC	10.75
	9/30/15	POMA	POMA & DMDC FUND	POMA/DMDC	97.50
	9/30/15	POMA	POMA & DMDC FUND	POMA/DMDC	136.81
	9/30/15	POMA	POMA & DMDC FUND	POMA/DMDC	34.72
	9/30/15	POMA	POMA & DMDC FUND	POMA/DMDC	51.06
	9/30/15	AUGUST/SEPT 2015	STREETS FUND	PUBLIC WORKS	8.77
	9/30/15	AUGUST/SEPT 2015	STREETS FUND	PUBLIC WORKS	6.35
	9/30/15	AUGUST/SEPT 2015	STREETS FUND	PUBLIC WORKS	11.36
	9/30/15	AUGUST/SEPT 2015	STREETS FUND	PUBLIC WORKS	18.52
	9/30/15	AUGUST/SEPT 2015	STREETS FUND	PUBLIC WORKS	3.39
	9/30/15	AUGUST/SEPT 2015	STREETS FUND	PUBLIC WORKS	70.51_
				TOTAL:	3,109.02
HOPE SERVICES,MONTEREY COUNTY	9/23/15	AUG 2015 MAINT CREW	GENERAL FUND	PARKS DIV	5,420.11
	9/23/15	AUG 2015 MAINT CREW	LAGUNA GRANDE PKG	SEASIDE PKG AUTHORITY	500.00_
				TOTAL:	5,920.11
ICMA RETIREMENT TRUST-457	9/24/15	CONTRIBUTIONS	GENERAL FUND	NON-DEPARTMENTAL	13,003.04
	10/02/15	CONTRIBUTIONS	GENERAL FUND	NON-DEPARTMENTAL	13,101.13
	9/24/15	CONTRIBUTIONS	GENERAL FUND	NON-DEPARTMENTAL	2,565.26
	10/02/15	CONTRIBUTIONS	GENERAL FUND	NON-DEPARTMENTAL	2,385.07
	9/24/15	LOAN PAYMENT	GENERAL FUND	NON-DEPARTMENTAL	1,160.81
	10/02/15	LOAN PAYMENT	GENERAL FUND	NON-DEPARTMENTAL	1,160.81
	9/24/15	LOAN PAYMENT2	GENERAL FUND	NON-DEPARTMENTAL	2,284.34

VENDOR NAME	DATE	DESCRIPTION	FUND	DEPARTMENT	AMOUNT_
	10/02/15	LOAN PAYMENT2	GENERAL FUND	NON-DEPARTMENTAL	2,292.28
	9/24/15	LOAN PAYMENT3	GENERAL FUND	NON-DEPARTMENTAL	506.62
	10/02/15	LOAN PAYMENT3	GENERAL FUND	NON-DEPARTMENTAL	513.99
	9/24/15	LOAN PAYMENT4	GENERAL FUND	NON-DEPARTMENTAL	2,332.33
	10/02/15	LOAN PAYMENT4	GENERAL FUND	NON-DEPARTMENTAL	2,332.36
	9/24/15	LOAN PAYMENT5	GENERAL FUND	NON-DEPARTMENTAL	189.81
	10/02/15	LOAN PAYMENT5	GENERAL FUND	NON-DEPARTMENTAL	189.81
	9/24/15	LOAN PAYMENT6	GENERAL FUND	NON-DEPARTMENTAL	658.42
	10/02/15	LOAN PAYMENT6	GENERAL FUND	NON-DEPARTMENTAL	654.24
	9/24/15	LOAN PAYMENT8	GENERAL FUND	NON-DEPARTMENTAL	108.21
	10/02/15	LOAN PAYMENT8	GENERAL FUND	NON-DEPARTMENTAL	108.21
	9/24/15	COS SCEA CONTRIBUTIONS	GENERAL FUND	CITY COUNCIL	4.16
	10/02/15	COS SCEA CONTRIBUTIONS	GENERAL FUND	CITY COUNCIL	4.16
	9/24/15	CONTRIBUTIONS	GENERAL FUND	CITY MANAGER	673.08
	10/02/15	CONTRIBUTIONS	GENERAL FUND	CITY MANAGER	673.08
	9/24/15	COS SCEA CONTRIBUTIONS	GENERAL FUND	CITY MANAGER	9.69
	9/24/15	COS SCEA CONTRIBUTIONS	GENERAL FUND	CITY MANAGER	13.85
	10/02/15	COS SCEA CONTRIBUTIONS	GENERAL FUND	CITY MANAGER	9.69
	10/02/15	COS SCEA CONTRIBUTIONS	GENERAL FUND	CITY MANAGER	13.85
	9/24/15	COS SMSEA CONTRIBUTIONS	GENERAL FUND	CITY MANAGER	46.15
	9/24/15	COS SMSEA CONTRIBUTIONS	GENERAL FUND	CITY MANAGER	46.15
	10/02/15	COS SMSEA CONTRIBUTIONS	GENERAL FUND	CITY MANAGER	46.15
	10/02/15	COS SMSEA CONTRIBUTIONS	GENERAL FUND	CITY MANAGER	46.15
	9/24/15	CONTRIBUTIONS	GENERAL FUND	FINANCE DEPARTMENT	76.92
	10/02/15	CONTRIBUTIONS	GENERAL FUND	FINANCE DEPARTMENT	76.92
	9/24/15	COS SCEA CONTRIBUTIONS	GENERAL FUND	FINANCE DEPARTMENT	27.70
	10/02/15	COS SCEA CONTRIBUTIONS	GENERAL FUND	FINANCE DEPARTMENT	27.70
	9/24/15	COS SMSEA CONTRIBUTIONS	GENERAL FUND	FINANCE DEPARTMENT	69.08
	10/02/15	COS SMSEA CONTRIBUTIONS	GENERAL FUND	FINANCE DEPARTMENT	71.24
	9/24/15	CONTRIBUTIONS	GENERAL FUND	POLICE DEPARTMENT	292.33
	9/24/15	CONTRIBUTIONS	GENERAL FUND	POLICE DEPARTMENT	360.01
	9/24/15	CONTRIBUTIONS	GENERAL FUND	POLICE DEPARTMENT	43.20
	9/24/15	CONTRIBUTIONS	GENERAL FUND	POLICE DEPARTMENT	23.08
	10/02/15	CONTRIBUTIONS	GENERAL FUND	POLICE DEPARTMENT	292.33
	10/02/15	CONTRIBUTIONS	GENERAL FUND	POLICE DEPARTMENT	357.05
	10/02/15	CONTRIBUTIONS	GENERAL FUND	POLICE DEPARTMENT	46.16
	10/02/15	CONTRIBUTIONS	GENERAL FUND	POLICE DEPARTMENT	23.08
	9/24/15	CONTRIBUTIONS	GENERAL FUND	POLICE DEPARTMENT	46.16
	9/24/15	CONTRIBUTIONS	GENERAL FUND	POLICE DEPARTMENT	23.08
	10/02/15	CONTRIBUTIONS	GENERAL FUND	POLICE DEPARTMENT	47.37
	10/02/15	CONTRIBUTIONS	GENERAL FUND	POLICE DEPARTMENT	21.87
	9/24/15	COS SMSEA CONTRIBUTIONS	GENERAL FUND	POLICE DEPARTMENT	46.15
	9/24/15	COS SMSEA CONTRIBUTIONS	GENERAL FUND	POLICE DEPARTMENT	92.30
	9/24/15	COS SMSEA CONTRIBUTIONS	GENERAL FUND	POLICE DEPARTMENT	46.15
	10/02/15	COS SMSEA CONTRIBUTIONS	GENERAL FUND	POLICE DEPARTMENT	46.15
	10/02/15	COS SMSEA CONTRIBUTIONS	GENERAL FUND	POLICE DEPARTMENT	92.30
	10/02/15	COS SMSEA CONTRIBUTIONS	GENERAL FUND	POLICE DEPARTMENT	46.15
	9/24/15	CONTRIBUTIONS	GENERAL FUND	FIRE DEPARTMENT	76.92
	9/24/15	CONTRIBUTIONS	GENERAL FUND	FIRE DEPARTMENT	482.22
	9/24/15	CONTRIBUTIONS	GENERAL FUND	FIRE DEPARTMENT	22.57
	9/24/15	CONTRIBUTIONS	GENERAL FUND	FIRE DEPARTMENT	83.75
	10/02/15	CONTRIBUTIONS	GENERAL FUND	FIRE DEPARTMENT	76.92
	10/02/15	CONTRIBUTIONS	GENERAL FUND	FIRE DEPARTMENT	541.85
	10/02/15	CONTRIBUTIONS	GENERAL FUND	FIRE DEPARTMENT	29.17
	10/02/15	CONTRIBUTIONS	GENERAL FUND	FIRE DEPARTMENT	17.52
	9/24/15	CONTRIBUTIONS	GENERAL FUND	FIRE DEPARTMENT	34.62

VENDOR NAME	DATE	DESCRIPTION	FUND	DEPARTMENT	AMOUNT_
	10/02/15	CONTRIBUTIONS	GENERAL FUND	FIRE DEPARTMENT	34.62
	9/24/15	COS SMSEA CONTRIBUTIONS	GENERAL FUND	FIRE DEPARTMENT	117.71
	9/24/15	COS SMSEA CONTRIBUTIONS	GENERAL FUND	FIRE DEPARTMENT	20.74
	10/02/15	COS SMSEA CONTRIBUTIONS	GENERAL FUND	FIRE DEPARTMENT	138.45
	9/24/15	CONTRIBUTIONS	GENERAL FUND	RESOURCE MANAGEMENT	7.23
	9/24/15	CONTRIBUTIONS	GENERAL FUND	RESOURCE MANAGEMENT	0.46
	10/02/15	CONTRIBUTIONS	GENERAL FUND	RESOURCE MANAGEMENT	7.69
	9/24/15	COS SCEA CONTRIBUTIONS	GENERAL FUND	RESOURCE MANAGEMENT	13.85
	10/02/15	COS SCEA CONTRIBUTIONS	GENERAL FUND	RESOURCE MANAGEMENT	13.85
	9/24/15	CONTRIBUTIONS	GENERAL FUND	BUILDING DIV	3.62
	9/24/15	CONTRIBUTIONS	GENERAL FUND	BUILDING DIV	0.23
	9/24/15	CONTRIBUTIONS	GENERAL FUND	BUILDING DIV	3.26
	9/24/15	CONTRIBUTIONS	GENERAL FUND	BUILDING DIV	0.21
	10/02/15	CONTRIBUTIONS	GENERAL FUND	BUILDING DIV	3.85
	10/02/15	CONTRIBUTIONS	GENERAL FUND	BUILDING DIV	3.46
	9/24/15	COS SMSEA CONTRIBUTIONS	GENERAL FUND	BUILDING DIV	46.15
	10/02/15	COS SMSEA CONTRIBUTIONS	GENERAL FUND	BUILDING DIV	46.15
	9/24/15	COS SMSEA CONTRIBUTIONS	GENERAL FUND	PLANNING DIV	95.01
	9/24/15	COS SMSEA CONTRIBUTIONS	GENERAL FUND	PLANNING DIV	0.04
	9/24/15	COS SMSEA CONTRIBUTIONS	GENERAL FUND	PLANNING DIV	6.11
	9/24/15	COS SMSEA CONTRIBUTIONS	GENERAL FUND	PLANNING DIV	4.62
	9/24/15	COS SMSEA CONTRIBUTIONS	GENERAL FUND	PLANNING DIV	0.28
	9/24/15	COS SMSEA CONTRIBUTIONS	GENERAL FUND	PLANNING DIV	0.08
	10/02/15	COS SMSEA CONTRIBUTIONS	GENERAL FUND	PLANNING DIV	94.21
	10/02/15	COS SMSEA CONTRIBUTIONS	GENERAL FUND	PLANNING DIV	0.24
	10/02/15	COS SMSEA CONTRIBUTIONS	GENERAL FUND	PLANNING DIV	4.59
	10/02/15	COS SMSEA CONTRIBUTIONS	GENERAL FUND	PLANNING DIV	6.71
	10/02/15	COS SMSEA CONTRIBUTIONS	GENERAL FUND	PLANNING DIV	0.40
	9/24/15	CONTRIBUTIONS	GENERAL FUND	ECONOMIC DEVELOPMENT	7.23
	9/24/15	CONTRIBUTIONS	GENERAL FUND	ECONOMIC DEVELOPMENT	0.45
	10/02/15	CONTRIBUTIONS	GENERAL FUND	ECONOMIC DEVELOPMENT	7.69
	9/24/15	COS SMSEA CONTRIBUTIONS	GENERAL FUND	ECONOMIC DEVELOPMENT	57.62
	9/24/15	COS SMSEA CONTRIBUTIONS	GENERAL FUND	ECONOMIC DEVELOPMENT	0.04
	9/24/15	COS SMSEA CONTRIBUTIONS	GENERAL FUND	ECONOMIC DEVELOPMENT	1.73
	9/24/15	COS SMSEA CONTRIBUTIONS	GENERAL FUND	ECONOMIC DEVELOPMENT	0.24
	9/24/15	COS SMSEA CONTRIBUTIONS	GENERAL FUND	ECONOMIC DEVELOPMENT	0.28
	9/24/15	COS SMSEA CONTRIBUTIONS	GENERAL FUND	ECONOMIC DEVELOPMENT	0.08
	10/02/15	COS SMSEA CONTRIBUTIONS	GENERAL FUND	ECONOMIC DEVELOPMENT	57.06
	10/02/15	COS SMSEA CONTRIBUTIONS	GENERAL FUND	ECONOMIC DEVELOPMENT	0.24
	10/02/15	COS SMSEA CONTRIBUTIONS	GENERAL FUND	ECONOMIC DEVELOPMENT	1.21
	10/02/15	COS SMSEA CONTRIBUTIONS	GENERAL FUND	ECONOMIC DEVELOPMENT	1.09
	10/02/15	COS SMSEA CONTRIBUTIONS	GENERAL FUND	ECONOMIC DEVELOPMENT	0.40
	9/24/15	COS SCEA CONTRIBUTIONS	GENERAL FUND	GOVERNMENT BLDGS DIV	48.63
	10/02/15	COS SCEA CONTRIBUTIONS	GENERAL FUND	GOVERNMENT BLDGS DIV	48.78
	9/24/15	COS SMSEA CONTRIBUTIONS	GENERAL FUND	GOVERNMENT BLDGS DIV	7.62
	9/24/15	COS SMSEA CONTRIBUTIONS	GENERAL FUND	GOVERNMENT BLDGS DIV	0.34
	9/24/15	COS SMSEA CONTRIBUTIONS	GENERAL FUND	GOVERNMENT BLDGS DIV	0.12
	10/02/15	COS SMSEA CONTRIBUTIONS	GENERAL FUND	GOVERNMENT BLDGS DIV	8.08
	9/24/15	CONTRIBUTIONS	GENERAL FUND	PARKS DIV	7.23
	9/24/15	CONTRIBUTIONS	GENERAL FUND	PARKS DIV	0.46
	10/02/15	CONTRIBUTIONS	GENERAL FUND	PARKS DIV	7.69
	9/24/15	COS SCEA CONTRIBUTIONS	GENERAL FUND	PARKS DIV	2.64
	9/24/15	COS SCEA CONTRIBUTIONS	GENERAL FUND	PARKS DIV	24.20
	9/24/15	COS SCEA CONTRIBUTIONS	GENERAL FUND	PARKS DIV	1.49
	9/24/15	COS SCEA CONTRIBUTIONS	GENERAL FUND	PARKS DIV	10.66
	9/24/15	COS SCEA CONTRIBUTIONS	GENERAL FUND	PARKS DIV	0.50

VENDOR NAME	DATE	DESCRIPTION	FUND	DEPARTMENT	AMOUNT_
	9/24/15	COS SCEA CONTRIBUTIONS	GENERAL FUND	PARKS DIV	3.04
	10/02/15	COS SCEA CONTRIBUTIONS	GENERAL FUND	PARKS DIV	1.86
	10/02/15	COS SCEA CONTRIBUTIONS	GENERAL FUND	PARKS DIV	32.80
	10/02/15	COS SCEA CONTRIBUTIONS	GENERAL FUND	PARKS DIV	3.54
	10/02/15	COS SCEA CONTRIBUTIONS	GENERAL FUND	PARKS DIV	19.16
	10/02/15	COS SCEA CONTRIBUTIONS	GENERAL FUND	PARKS DIV	5.90
	9/24/15	COS SMSEA CONTRIBUTIONS	GENERAL FUND	PARKS DIV	13.23
	9/24/15	COS SMSEA CONTRIBUTIONS	GENERAL FUND	PARKS DIV	0.45
	9/24/15	COS SMSEA CONTRIBUTIONS	GENERAL FUND	PARKS DIV	0.17
	9/24/15	COS SMSEA CONTRIBUTIONS	GENERAL FUND	PARKS DIV	2.31
	10/02/15	COS SMSEA CONTRIBUTIONS	GENERAL FUND	PARKS DIV	13.85
	10/02/15	COS SMSEA CONTRIBUTIONS	GENERAL FUND	PARKS DIV	2.31
	9/24/15	CONTRIBUTIONS	GENERAL FUND	ENGINEERING DIV	7.23
	9/24/15	CONTRIBUTIONS	GENERAL FUND	ENGINEERING DIV	0.46
	10/02/15	CONTRIBUTIONS	GENERAL FUND	ENGINEERING DIV	7.69
	9/24/15	COS SCEA CONTRIBUTIONS	GENERAL FUND	ENGINEERING DIV	11.62
	9/24/15	COS SCEA CONTRIBUTIONS	GENERAL FUND	ENGINEERING DIV	1.23
	9/24/15	COS SCEA CONTRIBUTIONS	GENERAL FUND	ENGINEERING DIV	1.33
	9/24/15	COS SCEA CONTRIBUTIONS	GENERAL FUND	ENGINEERING DIV	1.38
	9/24/15	COS SCEA CONTRIBUTIONS	GENERAL FUND	ENGINEERING DIV	0.08
	9/24/15	COS SCEA CONTRIBUTIONS	GENERAL FUND	ENGINEERING DIV	0.35
	9/24/15	COS SCEA CONTRIBUTIONS	GENERAL FUND	ENGINEERING DIV	0.63
	9/24/15	COS SCEA CONTRIBUTIONS	GENERAL FUND	ENGINEERING DIV	2.24
	9/24/15	COS SCEA CONTRIBUTIONS	GENERAL FUND	ENGINEERING DIV	1.89
	9/24/15	COS SCEA CONTRIBUTIONS	GENERAL FUND	ENGINEERING DIV	0.52
	9/24/15	COS SCEA CONTRIBUTIONS	GENERAL FUND	ENGINEERING DIV	0.95
	9/24/15	COS SCEA CONTRIBUTIONS	GENERAL FUND	ENGINEERING DIV	0.39
	9/24/15	COS SCEA CONTRIBUTIONS	GENERAL FUND	ENGINEERING DIV	4.76
	10/02/15	COS SCEA CONTRIBUTIONS	GENERAL FUND	ENGINEERING DIV	9.38
	10/02/15	COS SCEA CONTRIBUTIONS	GENERAL FUND	ENGINEERING DIV	1.02
	10/02/15	COS SCEA CONTRIBUTIONS	GENERAL FUND	ENGINEERING DIV	2.11
	10/02/15	COS SCEA CONTRIBUTIONS	GENERAL FUND	ENGINEERING DIV	1.73
	10/02/15	COS SCEA CONTRIBUTIONS	GENERAL FUND	ENGINEERING DIV	0.87
	10/02/15	COS SCEA CONTRIBUTIONS	GENERAL FUND	ENGINEERING DIV	2.18
	10/02/15	COS SCEA CONTRIBUTIONS	GENERAL FUND	ENGINEERING DIV	1.83
	10/02/15	COS SCEA CONTRIBUTIONS	GENERAL FUND	ENGINEERING DIV	0.43
	10/02/15	COS SCEA CONTRIBUTIONS	GENERAL FUND	ENGINEERING DIV	1.56
	10/02/15	COS SCEA CONTRIBUTIONS	GENERAL FUND	ENGINEERING DIV	2.19
	10/02/15	COS SCEA CONTRIBUTIONS	GENERAL FUND	ENGINEERING DIV	1.13
	10/02/15	COS SCEA CONTRIBUTIONS	GENERAL FUND	ENGINEERING DIV	3.27
	9/24/15	COS SMSEA CONTRIBUTIONS	GENERAL FUND	ENGINEERING DIV	18.81
	9/24/15	COS SMSEA CONTRIBUTIONS	GENERAL FUND	ENGINEERING DIV	1.62
	9/24/15	COS SMSEA CONTRIBUTIONS	GENERAL FUND	ENGINEERING DIV	0.34
	10/02/15	COS SMSEA CONTRIBUTIONS	GENERAL FUND	ENGINEERING DIV	18.62
	10/02/15	COS SMSEA CONTRIBUTIONS	GENERAL FUND	ENGINEERING DIV	0.64
	10/02/15	COS SMSEA CONTRIBUTIONS	GENERAL FUND	ENGINEERING DIV	1.43
	10/02/15	COS SMSEA CONTRIBUTIONS	GENERAL FUND	ENGINEERING DIV	0.07
	9/24/15	CONTRIBUTIONS	GENERAL FUND	RECREATION	7.23
	9/24/15	CONTRIBUTIONS	GENERAL FUND	RECREATION	0.46
	10/02/15	CONTRIBUTIONS	GENERAL FUND	RECREATION	7.69
	9/24/15	COS SMSEA CONTRIBUTIONS	GENERAL FUND	RECREATION	46.15
	10/02/15	COS SMSEA CONTRIBUTIONS	GENERAL FUND	RECREATION	46.15
	9/24/15	CONTRIBUTIONS	LAGUNA GRANDE PKG	NON-DEPARTMENTAL	6.41
	10/02/15	CONTRIBUTIONS	LAGUNA GRANDE PKG	NON-DEPARTMENTAL	8.00
	9/24/15	LOAN PAYMENT6	LAGUNA GRANDE PKG	NON-DEPARTMENTAL	3.13
	10/02/15	LOAN PAYMENT6	LAGUNA GRANDE PKG	NON-DEPARTMENTAL	4.19

VENDOR NAME	DATE	DESCRIPTION	FUND	DEPARTMENT	AMOUNT_
	9/24/15	LOAN PAYMENT7	LAGUNA GRANDE PKG	NON-DEPARTMENTAL	7.44
	10/02/15	LOAN PAYMENT7	LAGUNA GRANDE PKG	NON-DEPARTMENTAL	7.44
	9/24/15	COS SCEA CONTRIBUTIONS	LAGUNA GRANDE PKG	SEASIDE PKG AUTHORITY	1.91
	10/02/15	COS SCEA CONTRIBUTIONS	LAGUNA GRANDE PKG	SEASIDE PKG AUTHORITY	2.27
	9/24/15	CONTRIBUTIONS	POMA & DMDC FUND	NON-DEPARTMENTAL	497.73
	10/02/15	CONTRIBUTIONS	POMA & DMDC FUND	NON-DEPARTMENTAL	452.47
	9/24/15	CONTRIBUTIONS	POMA & DMDC FUND	NON-DEPARTMENTAL	1.84
	9/24/15	LOAN PAYMENT2	POMA & DMDC FUND	NON-DEPARTMENTAL	30.39
	10/02/15	LOAN PAYMENT2	POMA & DMDC FUND	NON-DEPARTMENTAL	30.81
	9/24/15	LOAN PAYMENT4	POMA & DMDC FUND	NON-DEPARTMENTAL	2.62
	10/02/15	LOAN PAYMENT4	POMA & DMDC FUND	NON-DEPARTMENTAL	2.59
	9/24/15	LOAN PAYMENT7	POMA & DMDC FUND	NON-DEPARTMENTAL	19.84
	9/24/15	CONTRIBUTIONS	POMA & DMDC FUND	POMA/DMDC	0.03
	9/24/15	CONTRIBUTIONS	POMA & DMDC FUND	POMA/DMDC	0.36
	10/02/15	CONTRIBUTIONS	POMA & DMDC FUND	POMA/DMDC	0.38
	9/24/15	COS SCEA CONTRIBUTIONS	POMA & DMDC FUND	POMA/DMDC	2.43
	9/24/15	COS SCEA CONTRIBUTIONS	POMA & DMDC FUND	POMA/DMDC	1.39
	10/02/15	COS SCEA CONTRIBUTIONS	POMA & DMDC FUND	POMA/DMDC	0.17
	10/02/15	COS SCEA CONTRIBUTIONS	POMA & DMDC FUND	POMA/DMDC	1.39
	9/24/15	COS SMSEA CONTRIBUTIONS	POMA & DMDC FUND	POMA/DMDC	0.11
	9/24/15	COS SMSEA CONTRIBUTIONS	POMA & DMDC FUND	POMA/DMDC	0.05
	9/24/15	COS SMSEA CONTRIBUTIONS	POMA & DMDC FUND	POMA/DMDC	28.84
	10/02/15	COS SMSEA CONTRIBUTIONS	POMA & DMDC FUND	POMA/DMDC	26.83
	9/24/15	CONTRIBUTIONS	STREETS FUND	NON-DEPARTMENTAL	562.41
	10/02/15	CONTRIBUTIONS	STREETS FUND	NON-DEPARTMENTAL	552.84
	9/24/15	CONTRIBUTIONS	STREETS FUND	NON-DEPARTMENTAL	5.55
	9/24/15	LOAN PAYMENT2	STREETS FUND	NON-DEPARTMENTAL	62.70
	10/02/15	LOAN PAYMENT2	STREETS FUND	NON-DEPARTMENTAL	64.86
	9/24/15	LOAN PAYMENT4	STREETS FUND	NON-DEPARTMENTAL	51.70
	10/02/15	LOAN PAYMENT4	STREETS FUND	NON-DEPARTMENTAL	51.70
	9/24/15	LOAN PAYMENT6	STREETS FUND	NON-DEPARTMENTAL	125.06
	10/02/15	LOAN PAYMENT6	STREETS FUND	NON-DEPARTMENTAL	143.88
	9/24/15	CONTRIBUTIONS	STREETS FUND	PUBLIC WORKS	7.23
	9/24/15	CONTRIBUTIONS	STREETS FUND	PUBLIC WORKS	0.46
	10/02/15	CONTRIBUTIONS	STREETS FUND	PUBLIC WORKS	7.69
	9/24/15	COS SCEA CONTRIBUTIONS	STREETS FUND	PUBLIC WORKS	33.35
	10/02/15	COS SCEA CONTRIBUTIONS	STREETS FUND	PUBLIC WORKS	37.54
	9/24/15	COS SMSEA CONTRIBUTIONS	STREETS FUND	PUBLIC WORKS	17.22
	9/24/15	COS SMSEA CONTRIBUTIONS	STREETS FUND	PUBLIC WORKS	0.90
	9/24/15	COS SMSEA CONTRIBUTIONS	STREETS FUND	PUBLIC WORKS	0.34
	10/02/15	COS SMSEA CONTRIBUTIONS	STREETS FUND	PUBLIC WORKS	18.46
	9/24/15	COS SCEA CONTRIBUTIONS	STREETS FUND	HIGHWAY USERS	13.55
	10/02/15	COS SCEA CONTRIBUTIONS	STREETS FUND	HIGHWAY USERS	1.45
	9/24/15	CONTRIBUTIONS	CA SUPP LAW ENF. F	NON-DEPARTMENTAL	119.25
	10/02/15	CONTRIBUTIONS	CA SUPP LAW ENF. F	NON-DEPARTMENTAL	119.25
	9/24/15	CONTRIBUTIONS	CA SUPP LAW ENF. F	POLICE	12.23
	10/02/15	CONTRIBUTIONS	CA SUPP LAW ENF. F	POLICE	12.23
	9/24/15	CONTRIBUTIONS	STORMWATER FUND	NON-DEPARTMENTAL	135.09
	10/02/15	CONTRIBUTIONS	STORMWATER FUND	NON-DEPARTMENTAL	144.17
	9/24/15	CONTRIBUTIONS	STORMWATER FUND	NON-DEPARTMENTAL	1.61
	9/24/15	LOAN PAYMENT2	STORMWATER FUND	NON-DEPARTMENTAL	58.02
	10/02/15	LOAN PAYMENT2	STORMWATER FUND	NON-DEPARTMENTAL	50.88
	9/24/15	LOAN PAYMENT4	STORMWATER FUND	NON-DEPARTMENTAL	25.85
	10/02/15	LOAN PAYMENT4	STORMWATER FUND	NON-DEPARTMENTAL	25.85
	9/24/15	LOAN PAYMENT7	STORMWATER FUND	NON-DEPARTMENTAL	186.01
	10/02/15	LOAN PAYMENT7	STORMWATER FUND	NON-DEPARTMENTAL	205.85

VENDOR NAME	DATE	DESCRIPTION	FUND	DEPARTMENT	AMOUNT_
	9/24/15	CONTRIBUTIONS	STORMWATER FUND	STORMWATER OPS	0.23
	9/24/15	CONTRIBUTIONS	STORMWATER FUND	STORMWATER OPS	3.62
	10/02/15	CONTRIBUTIONS	STORMWATER FUND	STORMWATER OPS	3.85
	9/24/15	COS SCEA CONTRIBUTIONS	STORMWATER FUND	STORMWATER OPS	8.58
	9/24/15	COS SCEA CONTRIBUTIONS	STORMWATER FUND	STORMWATER OPS	20.30
	10/02/15	COS SCEA CONTRIBUTIONS	STORMWATER FUND	STORMWATER OPS	5.62
	10/02/15	COS SCEA CONTRIBUTIONS	STORMWATER FUND	STORMWATER OPS	0.17
	10/02/15	COS SCEA CONTRIBUTIONS	STORMWATER FUND	STORMWATER OPS	25.90
	9/24/15	COS SMSEA CONTRIBUTIONS	STORMWATER FUND	STORMWATER OPS	0.72
	9/24/15	COS SMSEA CONTRIBUTIONS	STORMWATER FUND	STORMWATER OPS	15.44
	10/02/15	COS SMSEA CONTRIBUTIONS	STORMWATER FUND	STORMWATER OPS	0.64
	10/02/15	COS SMSEA CONTRIBUTIONS	STORMWATER FUND	STORMWATER OPS	1.43
	10/02/15	COS SMSEA CONTRIBUTIONS	STORMWATER FUND	STORMWATER OPS	0.07
	10/02/15	COS SMSEA CONTRIBUTIONS	STORMWATER FUND	STORMWATER OPS	14.01
	9/24/15	CONTRIBUTIONS	HS - MERGED HOUSIN	NON-DEPARTMENTAL	2.31
	10/02/15	CONTRIBUTIONS	HS - MERGED HOUSIN	NON-DEPARTMENTAL	2.32
	9/24/15	COS SMSEA CONTRIBUTIONS	HS - MERGED HOUSIN	HOUSING SUCCESSOR	1.91
	9/24/15	COS SMSEA CONTRIBUTIONS	HS - MERGED HOUSIN	HOUSING SUCCESSOR	0.01
	9/24/15	COS SMSEA CONTRIBUTIONS	HS - MERGED HOUSIN	HOUSING SUCCESSOR	0.29
	9/24/15	COS SMSEA CONTRIBUTIONS	HS - MERGED HOUSIN	HOUSING SUCCESSOR	0.04
	9/24/15	COS SMSEA CONTRIBUTIONS	HS - MERGED HOUSIN	HOUSING SUCCESSOR	0.05
	9/24/15	COS SMSEA CONTRIBUTIONS	HS - MERGED HOUSIN	HOUSING SUCCESSOR	0.02
	10/02/15	COS SMSEA CONTRIBUTIONS	HS - MERGED HOUSIN	HOUSING SUCCESSOR	1.82
	10/02/15	COS SMSEA CONTRIBUTIONS	HS - MERGED HOUSIN	HOUSING SUCCESSOR	0.04
	10/02/15	COS SMSEA CONTRIBUTIONS	HS - MERGED HOUSIN	HOUSING SUCCESSOR	0.20
	10/02/15	COS SMSEA CONTRIBUTIONS	HS - MERGED HOUSIN	HOUSING SUCCESSOR	0.18
	10/02/15	COS SMSEA CONTRIBUTIONS	HS - MERGED HOUSIN	HOUSING SUCCESSOR	0.07
	9/24/15	CONTRIBUTIONS	WATER FUND	NON-DEPARTMENTAL	266.47
	10/02/15	CONTRIBUTIONS	WATER FUND	NON-DEPARTMENTAL	232.18
	9/24/15	CONTRIBUTIONS	WATER FUND	NON-DEPARTMENTAL	1.84
	9/24/15	LOAN PAYMENT2	WATER FUND	NON-DEPARTMENTAL	15.20
	10/02/15	LOAN PAYMENT2	WATER FUND	NON-DEPARTMENTAL	15.62
	9/24/15	LOAN PAYMENT4	WATER FUND	NON-DEPARTMENTAL	51.70
	10/02/15	LOAN PAYMENT4	WATER FUND	NON-DEPARTMENTAL	51.70
	9/24/15	LOAN PAYMENT6	WATER FUND	NON-DEPARTMENTAL	22.04
	10/02/15	LOAN PAYMENT6	WATER FUND	NON-DEPARTMENTAL	4.53
	9/24/15	CONTRIBUTIONS	WATER FUND	PUBLIC WORKS	7.23
	9/24/15	CONTRIBUTIONS	WATER FUND	PUBLIC WORKS	0.46
	10/02/15	CONTRIBUTIONS	WATER FUND	PUBLIC WORKS	7.69
	9/24/15	COS SCEA CONTRIBUTIONS	WATER FUND	PUBLIC WORKS	14.07
	10/02/15	COS SCEA CONTRIBUTIONS	WATER FUND	PUBLIC WORKS	5.39
	9/24/15	COS SMSEA CONTRIBUTIONS	WATER FUND	PUBLIC WORKS	19.12
	9/24/15	COS SMSEA CONTRIBUTIONS	WATER FUND	PUBLIC WORKS	1.40
	9/24/15	COS SMSEA CONTRIBUTIONS	WATER FUND	PUBLIC WORKS	0.25
	10/02/15	COS SMSEA CONTRIBUTIONS	WATER FUND	PUBLIC WORKS	18.63
	10/02/15	COS SMSEA CONTRIBUTIONS	WATER FUND	PUBLIC WORKS	0.63
	10/02/15	COS SMSEA CONTRIBUTIONS	WATER FUND	PUBLIC WORKS	1.43
	10/02/15	COS SMSEA CONTRIBUTIONS	WATER FUND	PUBLIC WORKS	0.06
	9/24/15	CONTRIBUTIONS	EQUIPMT MAINT FUND	NON-DEPARTMENTAL	136.67
	10/02/15	CONTRIBUTIONS	EQUIPMT MAINT FUND	NON-DEPARTMENTAL	136.67
	9/24/15	LOAN PAYMENT2	EQUIPMT MAINT FUND	NON-DEPARTMENTAL	30.39
	10/02/15	LOAN PAYMENT2	EQUIPMT MAINT FUND	NON-DEPARTMENTAL	30.39
	9/24/15	LOAN PAYMENT4	EQUIPMT MAINT FUND	NON-DEPARTMENTAL	25.85
	10/02/15	LOAN PAYMENT4	EQUIPMT MAINT FUND	NON-DEPARTMENTAL	25.85
	9/24/15	CONTRIBUTIONS	EQUIPMT MAINT FUND	EQUIP MAINT DIV	3.62
	9/24/15	CONTRIBUTIONS	EQUIPMT MAINT FUND	EQUIP MAINT DIV	0.23

VENDOR NAME	DATE	DESCRIPTION	FUND	DEPARTMENT	AMOUNT_
	10/02/15	CONTRIBUTIONS	EQUIPMT MAINT FUND	EQUIP MAINT DIV	3.85
	9/24/15	COS SCEA CONTRIBUTIONS	EQUIPMT MAINT FUND	EQUIP MAINT DIV	1.39
	10/02/15	COS SCEA CONTRIBUTIONS	EQUIPMT MAINT FUND	EQUIP MAINT DIV	1.39
	9/24/15	COS SMSEA CONTRIBUTIONS	EQUIPMT MAINT FUND	EQUIP MAINT DIV	8.62
	9/24/15	COS SMSEA CONTRIBUTIONS	EQUIPMT MAINT FUND	EQUIP MAINT DIV	0.45
	9/24/15	COS SMSEA CONTRIBUTIONS	EQUIPMT MAINT FUND	EQUIP MAINT DIV	0.17
	10/02/15	COS SMSEA CONTRIBUTIONS	EQUIPMT MAINT FUND	EQUIP MAINT DIV	9.24
	9/24/15	CONTRIBUTIONS	MIS FUND	NON-DEPARTMENTAL	50.00
	10/02/15	CONTRIBUTIONS	MIS FUND	NON-DEPARTMENTAL	50.00
	9/24/15	LOAN PAYMENT2	MIS FUND	NON-DEPARTMENTAL	172.31
	10/02/15	LOAN PAYMENT2	MIS FUND	NON-DEPARTMENTAL	172.31
	9/24/15	COS SMSEA CONTRIBUTIONS	MIS FUND	MIS DEPT	46.15
	10/02/15	COS SMSEA CONTRIBUTIONS	MIS FUND	MIS DEPT	46.15
	9/24/15	CONTRIBUTIONS	SAN. DISTRICT GEN.	NON-DEPARTMENTAL	361.88
	10/02/15	CONTRIBUTIONS	SAN. DISTRICT GEN.	NON-DEPARTMENTAL	346.25
	9/24/15	CONTRIBUTIONS	SAN. DISTRICT GEN.	NON-DEPARTMENTAL	1.84
	9/24/15	LOAN PAYMENT2	SAN. DISTRICT GEN.	NON-DEPARTMENTAL	34.61
	10/02/15	LOAN PAYMENT2	SAN. DISTRICT GEN.	NON-DEPARTMENTAL	30.81
	9/24/15	LOAN PAYMENT3	SAN. DISTRICT GEN.	NON-DEPARTMENTAL	7.37
	9/24/15	LOAN PAYMENT4	SAN. DISTRICT GEN.	NON-DEPARTMENTAL	51.70
	10/02/15	LOAN PAYMENT4	SAN. DISTRICT GEN.	NON-DEPARTMENTAL	51.70
	9/24/15	CONTRIBUTIONS	SAN. DISTRICT GEN.	SANITATION DISTRICT	7.23
	9/24/15	CONTRIBUTIONS	SAN. DISTRICT GEN.	SANITATION DISTRICT	0.46
	10/02/15	CONTRIBUTIONS	SAN. DISTRICT GEN.	SANITATION DISTRICT	7.70
	9/24/15	COS SCEA CONTRIBUTIONS	SAN. DISTRICT GEN.	SANITATION DISTRICT	0.33
	9/24/15	COS SCEA CONTRIBUTIONS	SAN. DISTRICT GEN.	SANITATION DISTRICT	29.95
	10/02/15	COS SCEA CONTRIBUTIONS	SAN. DISTRICT GEN.	SANITATION DISTRICT	26.01
	9/24/15	COS SMSEA CONTRIBUTIONS	SAN. DISTRICT GEN.	SANITATION DISTRICT	21.40
	9/24/15	COS SMSEA CONTRIBUTIONS	SAN. DISTRICT GEN.	SANITATION DISTRICT	1.39
	9/24/15	COS SMSEA CONTRIBUTIONS	SAN. DISTRICT GEN.	SANITATION DISTRICT	0.24
	10/02/15	COS SMSEA CONTRIBUTIONS	SAN. DISTRICT GEN.	SANITATION DISTRICT	20.94
	10/02/15	COS SMSEA CONTRIBUTIONS	SAN. DISTRICT GEN.	SANITATION DISTRICT	0.64
	10/02/15	COS SMSEA CONTRIBUTIONS	SAN. DISTRICT GEN.	SANITATION DISTRICT	1.43
	10/02/15	COS SMSEA CONTRIBUTIONS	SAN. DISTRICT GEN.	SANITATION DISTRICT	0.07
	9/24/15	CONTRIBUTIONS	SA FORT ORD CAPITA	NON-DEPARTMENTAL	7.39
	10/02/15	CONTRIBUTIONS	SA FORT ORD CAPITA	NON-DEPARTMENTAL	7.39
	9/24/15	COS SMSEA CONTRIBUTIONS	SA FORT ORD CAPITA	FORT ORD SUCCESSOR AGE	6.12
	9/24/15	COS SMSEA CONTRIBUTIONS	SA FORT ORD CAPITA	FORT ORD SUCCESSOR AGE	0.02
	9/24/15	COS SMSEA CONTRIBUTIONS	SA FORT ORD CAPITA	FORT ORD SUCCESSOR AGE	0.92
	9/24/15	COS SMSEA CONTRIBUTIONS	SA FORT ORD CAPITA	FORT ORD SUCCESSOR AGE	0.13
	9/24/15	COS SMSEA CONTRIBUTIONS	SA FORT ORD CAPITA	FORT ORD SUCCESSOR AGE	0.15
	9/24/15	COS SMSEA CONTRIBUTIONS	SA FORT ORD CAPITA	FORT ORD SUCCESSOR AGE	0.04
	10/02/15	COS SMSEA CONTRIBUTIONS	SA FORT ORD CAPITA	FORT ORD SUCCESSOR AGE	5.82
	10/02/15	COS SMSEA CONTRIBUTIONS	SA FORT ORD CAPITA	FORT ORD SUCCESSOR AGE	0.13
	10/02/15	COS SMSEA CONTRIBUTIONS	SA FORT ORD CAPITA	FORT ORD SUCCESSOR AGE	0.64
	10/02/15	COS SMSEA CONTRIBUTIONS	SA FORT ORD CAPITA	FORT ORD SUCCESSOR AGE	0.58
	10/02/15	COS SMSEA CONTRIBUTIONS	SA FORT ORD CAPITA	FORT ORD SUCCESSOR AGE	0.21
	9/24/15	CONTRIBUTIONS	SA FT ORD - LMIHF	NON-DEPARTMENTAL	0.93
	10/02/15	CONTRIBUTIONS	SA FT ORD - LMIHF	NON-DEPARTMENTAL	0.93
	9/24/15	COS SMSEA CONTRIBUTIONS	SA FT ORD - LMIHF	FORT ORD SUCCESSOR AGE	0.76
	9/24/15	COS SMSEA CONTRIBUTIONS	SA FT ORD - LMIHF	FORT ORD SUCCESSOR AGE	0.01
	9/24/15	COS SMSEA CONTRIBUTIONS	SA FT ORD - LMIHF	FORT ORD SUCCESSOR AGE	0.12
	9/24/15	COS SMSEA CONTRIBUTIONS	SA FT ORD - LMIHF	FORT ORD SUCCESSOR AGE	0.02
	9/24/15	COS SMSEA CONTRIBUTIONS	SA FT ORD - LMIHF	FORT ORD SUCCESSOR AGE	0.02
	9/24/15	COS SMSEA CONTRIBUTIONS	SA FT ORD - LMIHF	FORT ORD SUCCESSOR AGE	0.01
	10/02/15	COS SMSEA CONTRIBUTIONS	SA FT ORD - LMIHF	FORT ORD SUCCESSOR AGE	0.73

VENDOR NAME	DATE	DESCRIPTION	FUND	DEPARTMENT	AMOUNT_
	10/02/15	COS SMSEA CONTRIBUTIONS	SA FT ORD - LMIHF	FORT ORD SUCCESSOR AGE	0.02
	10/02/15	COS SMSEA CONTRIBUTIONS	SA FT ORD - LMIHF	FORT ORD SUCCESSOR AGE	0.08
	10/02/15	COS SMSEA CONTRIBUTIONS	SA FT ORD - LMIHF	FORT ORD SUCCESSOR AGE	0.08
	10/02/15	COS SMSEA CONTRIBUTIONS	SA FT ORD - LMIHF	FORT ORD SUCCESSOR AGE	0.03
	9/24/15	CONTRIBUTIONS	SA MERGED CAPITAL	NON-DEPARTMENTAL	18.58
	10/02/15	CONTRIBUTIONS	SA MERGED CAPITAL	NON-DEPARTMENTAL	15.56
	10/02/15	LOAN PAYMENT6	SA MERGED CAPITAL	NON-DEPARTMENTAL	1.81
	9/24/15	COS SCEA CONTRIBUTIONS	SA MERGED CAPITAL	MERGED SUCCESSOR AGENC	3.24
	10/02/15	COS SCEA CONTRIBUTIONS	SA MERGED CAPITAL	MERGED SUCCESSOR AGENC	2.26
	9/24/15	COS SMSEA CONTRIBUTIONS	SA MERGED CAPITAL	MERGED SUCCESSOR AGENC	5.74
	9/24/15	COS SMSEA CONTRIBUTIONS	SA MERGED CAPITAL	MERGED SUCCESSOR AGENC	0.01
	9/24/15	COS SMSEA CONTRIBUTIONS	SA MERGED CAPITAL	MERGED SUCCESSOR AGENC	0.85
	9/24/15	COS SMSEA CONTRIBUTIONS	SA MERGED CAPITAL	MERGED SUCCESSOR AGENC	0.12
	9/24/15	COS SMSEA CONTRIBUTIONS	SA MERGED CAPITAL	MERGED SUCCESSOR AGENC	0.13
	9/24/15	COS SMSEA CONTRIBUTIONS	SA MERGED CAPITAL	MERGED SUCCESSOR AGENC	0.04
	10/02/15	COS SMSEA CONTRIBUTIONS	SA MERGED CAPITAL	MERGED SUCCESSOR AGENC	5.45
	10/02/15	COS SMSEA CONTRIBUTIONS	SA MERGED CAPITAL	MERGED SUCCESSOR AGENC	0.12
	10/02/15	COS SMSEA CONTRIBUTIONS	SA MERGED CAPITAL	MERGED SUCCESSOR AGENC	0.60
	10/02/15	COS SMSEA CONTRIBUTIONS	SA MERGED CAPITAL	MERGED SUCCESSOR AGENC	0.53
	10/02/15	COS SMSEA CONTRIBUTIONS	SA MERGED CAPITAL	MERGED SUCCESSOR AGENC	0.20
	9/24/15	CONTRIBUTIONS	SA MERGED - LMIHF	NON-DEPARTMENTAL	1.93
	10/02/15	CONTRIBUTIONS	SA MERGED - LMIHF	NON-DEPARTMENTAL	0.93
	9/24/15	COS SCEA CONTRIBUTIONS	SA MERGED - LMIHF	MERGED SUCCESSOR AGENC	0.28
	9/24/15	COS SMSEA CONTRIBUTIONS	SA MERGED - LMIHF	MERGED SUCCESSOR AGENC	0.76
	9/24/15	COS SMSEA CONTRIBUTIONS	SA MERGED - LMIHF	MERGED SUCCESSOR AGENC	0.01
	9/24/15	COS SMSEA CONTRIBUTIONS	SA MERGED - LMIHF	MERGED SUCCESSOR AGENC	0.12
	9/24/15	COS SMSEA CONTRIBUTIONS	SA MERGED - LMIHF	MERGED SUCCESSOR AGENC	0.02
	9/24/15	COS SMSEA CONTRIBUTIONS	SA MERGED - LMIHF	MERGED SUCCESSOR AGENC	0.02
	9/24/15	COS SMSEA CONTRIBUTIONS	SA MERGED - LMIHF	MERGED SUCCESSOR AGENC	0.01
	10/02/15	COS SMSEA CONTRIBUTIONS	SA MERGED - LMIHF	MERGED SUCCESSOR AGENC	0.73
	10/02/15	COS SMSEA CONTRIBUTIONS	SA MERGED - LMIHF	MERGED SUCCESSOR AGENC	0.02
	10/02/15	COS SMSEA CONTRIBUTIONS	SA MERGED - LMIHF	MERGED SUCCESSOR AGENC	0.08
	10/02/15	COS SMSEA CONTRIBUTIONS	SA MERGED - LMIHF	MERGED SUCCESSOR AGENC	0.08
	10/02/15	COS SMSEA CONTRIBUTIONS	SA MERGED - LMIHF	MERGED SUCCESSOR AGENC	0.01_
				TOTAL:	58,981.71
INTL ASSOC OF FIREFIGHTER	9/24/15	DUES	GENERAL FUND	NON-DEPARTMENTAL	713.16
	10/02/15	DUES	GENERAL FUND	NON-DEPARTMENTAL	713.16_
				TOTAL:	1,426.32
J.GARDNER & ASSOCIATES,LL	9/30/15	10,000 BADGE STICKERS	GENERAL FUND	POLICE DEPARTMENT	703.04_
				TOTAL:	703.04
JAMES WOOLWINE	9/23/15	ART AND HISTORY	GENERAL FUND	BOARDS & COMMISSIONS	75.00_
				TOTAL:	75.00
JEA & ASSOCIATES	9/23/15	SEPT 2015 FEES	GENERAL FUND	CITY COUNCIL	2,000.00_
				TOTAL:	2,000.00
JOAN D. PROKOP-ROBERTS	9/30/15	Instr Pay Sept 2015	GENERAL FUND	EVENTS DIV.	33.60_
				TOTAL:	33.60
JOHN C GEMMA	9/23/15	SOFTWARE RENEWAL	MIS FUND	MIS DEPT	3,657.50_
				TOTAL:	3,657.50
JONES & MADHAVAN ARCHITECTURAL ENGINEE	9/23/15	PATULLO POOL DRAIN RPR	PATTULLO SWIM CENT	INVALID DEPARTMENT	11,400.00

VENDOR NAME	DATE	DESCRIPTION	FUND	DEPARTMENT	AMOUNT
				TOTAL:	11,400.00
JONES & MAYER	9/23/15	INVOICE #74213	GENERAL FUND	CITY ATTORNEY	270.00
				TOTAL:	270.00
JOSE SIGALA	9/30/15	POOL DEPOSIT REFUND	GENERAL FUND	NON-DEPARTMENTAL	62.00
				TOTAL:	62.00
KELLY-MOORE PAINT COMPANY	9/30/15	DEPT CONSUMABLES	GENERAL FUND	GOVERNMENT BLDGS DIV	14.48
				TOTAL:	14.48
KENNY STAHL	9/23/15	Live Music	GENERAL FUND	COMMUNITY CTR DIV.	75.00
	9/23/15	Live Music	SENIOR PROGRAMS	INVALID DEPARTMENT	75.00
				TOTAL:	150.00
KEVIN M BENZ DBA PENINSULA FENCE CO.	9/30/15	FENCE & GATE REPAIR	POMA & DMDC FUND	POMA/DMDC	1,230.00
				TOTAL:	1,230.00
LABORERS NATIONAL PENSION	10/01/15	LIUNA PENSION	GENERAL FUND	NON-DEPARTMENTAL	1,203.44
	10/01/15	LIUNA PENSION	GENERAL FUND	NON-DEPARTMENTAL	1,144.93
	10/01/15	LIUNA PENSION	GENERAL FUND	GOVERNMENT BLDGS DIV	260.90
	10/01/15	LIUNA PENSION	GENERAL FUND	GOVERNMENT BLDGS DIV	272.87
	10/01/15	LIUNA PENSION	GENERAL FUND	PARKS DIV	15.83
	10/01/15	LIUNA PENSION	GENERAL FUND	PARKS DIV	213.22
	10/01/15	LIUNA PENSION	GENERAL FUND	PARKS DIV	12.77
	10/01/15	LIUNA PENSION	GENERAL FUND	PARKS DIV	130.13
	10/01/15	LIUNA PENSION	GENERAL FUND	PARKS DIV	1.23
	10/01/15	LIUNA PENSION	GENERAL FUND	PARKS DIV	34.62
	10/01/15	LIUNA PENSION	GENERAL FUND	PARKS DIV	1.27
	10/01/15	LIUNA PENSION	GENERAL FUND	PARKS DIV	37.56
	10/01/15	LIUNA PENSION	GENERAL FUND	PARKS DIV	192.51
	10/01/15	LIUNA PENSION	GENERAL FUND	PARKS DIV	4.62
	10/01/15	LIUNA PENSION	GENERAL FUND	PARKS DIV	67.44
	10/01/15	LIUNA PENSION	GENERAL FUND	PARKS DIV	2.86
	10/01/15	LIUNA PENSION	GENERAL FUND	PARKS DIV	53.66
	10/01/15	LIUNA PENSION	GENERAL FUND	ENGINEERING DIV	80.57
	10/01/15	LIUNA PENSION	GENERAL FUND	ENGINEERING DIV	4.43
	10/01/15	LIUNA PENSION	GENERAL FUND	ENGINEERING DIV	5.85
	10/01/15	LIUNA PENSION	GENERAL FUND	ENGINEERING DIV	14.99
	10/01/15	LIUNA PENSION	GENERAL FUND	ENGINEERING DIV	6.00
	10/01/15	LIUNA PENSION	GENERAL FUND	ENGINEERING DIV	2.00
	10/01/15	LIUNA PENSION	GENERAL FUND	ENGINEERING DIV	3.17
	10/01/15	LIUNA PENSION	GENERAL FUND	ENGINEERING DIV	2.00
	10/01/15	LIUNA PENSION	GENERAL FUND	ENGINEERING DIV	17.85
	10/01/15	LIUNA PENSION	GENERAL FUND	ENGINEERING DIV	2.50
	10/01/15	LIUNA PENSION	GENERAL FUND	ENGINEERING DIV	2.50
	10/01/15	LIUNA PENSION	GENERAL FUND	ENGINEERING DIV	4.64
	10/01/15	LIUNA PENSION	GENERAL FUND	ENGINEERING DIV	13.50
	10/01/15	LIUNA PENSION	GENERAL FUND	ENGINEERING DIV	67.10
	10/01/15	LIUNA PENSION	GENERAL FUND	ENGINEERING DIV	7.13
	10/01/15	LIUNA PENSION	GENERAL FUND	ENGINEERING DIV	7.71
	10/01/15	LIUNA PENSION	GENERAL FUND	ENGINEERING DIV	7.96
	10/01/15	LIUNA PENSION	GENERAL FUND	ENGINEERING DIV	0.48
	10/01/15	LIUNA PENSION	GENERAL FUND	ENGINEERING DIV	2.00
	10/01/15	LIUNA PENSION	GENERAL FUND	ENGINEERING DIV	3.61
	10/01/15	LIUNA PENSION	GENERAL FUND	ENGINEERING DIV	12.90

VENDOR NAME	DATE	DESCRIPTION	FUND	DEPARTMENT	AMOUNT_
	10/01/15	LIUNA PENSION	GENERAL FUND	ENGINEERING DIV	10.93
	10/01/15	LIUNA PENSION	GENERAL FUND	ENGINEERING DIV	3.00
	10/01/15	LIUNA PENSION	GENERAL FUND	ENGINEERING DIV	5.50
	10/01/15	LIUNA PENSION	GENERAL FUND	ENGINEERING DIV	2.25
	10/01/15	LIUNA PENSION	GENERAL FUND	ENGINEERING DIV	27.50
	10/01/15	LIUNA PENSION	LAGUNA GRANDE PKG	NON-DEPARTMENTAL	32.95
	10/01/15	LIUNA PENSION	LAGUNA GRANDE PKG	NON-DEPARTMENTAL	15.98
	10/01/15	LIUNA PENSION	LAGUNA GRANDE PKG	SEASIDE PKG AUTHORITY	22.72
	10/01/15	LIUNA PENSION	LAGUNA GRANDE PKG	SEASIDE PKG AUTHORITY	11.02
	10/01/15	LIUNA PENSION	POMA & DMDC FUND	NON-DEPARTMENTAL	66.19
	10/01/15	LIUNA PENSION	POMA & DMDC FUND	NON-DEPARTMENTAL	20.34
	10/01/15	LIUNA PENSION	POMA & DMDC FUND	POMA/DMDC	45.65
	10/01/15	LIUNA PENSION	POMA & DMDC FUND	POMA/DMDC	14.03
	10/01/15	LIUNA PENSION	STREETS FUND	NON-DEPARTMENTAL	317.19
	10/01/15	LIUNA PENSION	STREETS FUND	NON-DEPARTMENTAL	382.95
	10/01/15	LIUNA PENSION	STREETS FUND	PUBLIC WORKS	173.48
	10/01/15	LIUNA PENSION	STREETS FUND	PUBLIC WORKS	168.62
	10/01/15	LIUNA PENSION	STREETS FUND	HIGHWAY USERS	45.27
	10/01/15	LIUNA PENSION	STREETS FUND	HIGHWAY USERS	95.50
	10/01/15	LIUNA PENSION	STORMWATER FUND	NON-DEPARTMENTAL	217.80
	10/01/15	LIUNA PENSION	STORMWATER FUND	NON-DEPARTMENTAL	230.14
	10/01/15	LIUNA PENSION	STORMWATER FUND	STORMWATER OPS	25.01
	10/01/15	LIUNA PENSION	STORMWATER FUND	STORMWATER OPS	125.20
	10/01/15	LIUNA PENSION	STORMWATER FUND	STORMWATER OPS	49.55
	10/01/15	LIUNA PENSION	STORMWATER FUND	STORMWATER OPS	109.18
	10/01/15	LIUNA PENSION	WATER FUND	NON-DEPARTMENTAL	120.60
	10/01/15	LIUNA PENSION	WATER FUND	NON-DEPARTMENTAL	106.29
	10/01/15	LIUNA PENSION	WATER FUND	PUBLIC WORKS	83.17
	10/01/15	LIUNA PENSION	WATER FUND	PUBLIC WORKS	73.29
	10/01/15	LIUNA PENSION POST 7/11	EQUIPMT MAINT FUND	NON-DEPARTMENTAL	196.00
	10/01/15	LIUNA PENSION POST 7/11	EQUIPMT MAINT FUND	NON-DEPARTMENTAL	196.00
	10/01/15	LIUNA PENSION	SAN. DISTRICT GEN.	NON-DEPARTMENTAL	128.41
	10/01/15	LIUNA PENSION	SAN. DISTRICT GEN.	NON-DEPARTMENTAL	149.58
	10/01/15	LIUNA PENSION	SAN. DISTRICT GEN.	SANITATION DISTRICT	88.54
	10/01/15	LIUNA PENSION	SAN. DISTRICT GEN.	SANITATION DISTRICT	1.93
	10/01/15	LIUNA PENSION	SAN. DISTRICT GEN.	SANITATION DISTRICT	101.21
	10/01/15	LIUNA PENSION	SA MERGED CAPITAL	NON-DEPARTMENTAL	1.42
	10/01/15	LIUNA PENSION	SA MERGED CAPITAL	NON-DEPARTMENTAL	35.48
	10/01/15	LIUNA PENSION	SA MERGED CAPITAL	MERGED SUCCESSOR AGENC	0.99
	10/01/15	LIUNA PENSION	SA MERGED CAPITAL	MERGED SUCCESSOR AGENC	24.47
	10/01/15	LIUNA PENSION	SA MERGED - LMIHF	NON-DEPARTMENTAL	2.31
	10/01/15	LIUNA PENSION	SA MERGED - LMIHF	MERGED SUCCESSOR AGENC	1.61_
				TOTAL:	7,448.00
LANGUAGE LINE SERVICES	9/23/15	PHONE INTERPRETATION	GENERAL FUND	POLICE DEPARTMENT	37.47_
				TOTAL:	37.47
LEXIPOL LLC	9/23/15	UPDATE MGT SERVICE	GENERAL FUND	POLICE DEPARTMENT	8,850.00_
				TOTAL:	8,850.00
LIEBERT CASSIDY WHITMORE	9/23/15	INVOICE #1409915	GENERAL FUND	CITY MANAGER	520.00
	9/30/15	LCW 9/17/15 WEBINAR	GENERAL FUND	CITY MANAGER	60.00_
				TOTAL:	580.00
LINCOLN AQUATICS	9/23/15	MISC INVOICES	GENERAL FUND	GOVERNMENT BLDGS DIV	61.03-
	9/23/15	MISC INVOICES	GENERAL FUND	GOVERNMENT BLDGS DIV	475.09

VENDOR NAME	DATE	DESCRIPTION	FUND	DEPARTMENT	AMOUNT_
	9/30/15	LADDER BUMPER	GENERAL FUND	GOVERNMENT BLDGS DIV	150.79_
				TOTAL:	564.85
LSA ASSOCIATES, INC.	9/23/15	8/2015 MISC INVOICES	EXPEND TRUST FUND	NON-DEPARTMENTAL	7,981.00
	9/23/15	8/2015 MISC INVOICES	EXPEND TRUST FUND	NON-DEPARTMENTAL	6,846.25_
				TOTAL:	14,827.25
MAGIN BONILLA	9/23/15	REIMBURSE VIC EG1203325	EXPEND TRUST FUND	NON-DEPARTMENTAL	5,551.31_
				TOTAL:	5,551.31
MARK THOMAS & COMPANY, INC.	9/23/15	WBUV THROUGH AUGUST 2015	WBUV INFRASTRUCTUR	INVALID DEPARTMENT	28,118.50_
				TOTAL:	28,118.50
MARK'S BARN	9/30/15	REPAIR FORD POLICE EXPLOR	EQUIPMT MAINT FUND	EQUIP MAINT DIV	3,598.06_
				TOTAL:	3,598.06
MICHAEL BERMAN	9/30/15	VECTORIZED BADGE DRAWING	GENERAL FUND	POLICE DEPARTMENT	400.00_
				TOTAL:	400.00
MICHAEL CURTIN	9/23/15	SENIORS - HALLOWEEN	SENIOR PROGRAMS	INVALID DEPARTMENT	400.00_
				TOTAL:	400.00
MISSION LINEN SERVICE	9/30/15	LINEN LAUNDRY SERVICE	GENERAL FUND	FIRE DEPARTMENT	81.21
	9/30/15	LINEN LAUNDRY SERVICE	GENERAL FUND	FIRE DEPARTMENT	81.21
	9/30/15	LINEN LAUNDRY SERVICE	GENERAL FUND	FIRE DEPARTMENT	81.21_
				TOTAL:	243.63
MISSION UNIFORM SERVICE	9/23/15	AUG15/PW-157913	GENERAL FUND	GOVERNMENT BLDGS DIV	195.59
	9/23/15	AUG15/PW-157913	GENERAL FUND	PARKS DIV	45.14
	9/23/15	AUG15/PW-157913	GENERAL FUND	PARKS DIV	210.63
	9/23/15	AUG15/PW-157913	GENERAL FUND	PARKS DIV	150.46
	9/23/15	AUG15/PW-157913	GENERAL FUND	PARKS DIV	60.18
	9/23/15	AUG15/PW-157913	LAGUNA GRANDE PKG	SEASIDE PKG AUTHORITY	45.14
	9/30/15	LAUNDRY SERVICES	POMA & DMDC FUND	POMA/DMDC	247.87
	9/23/15	AUG15/PW-157913	STREETS FUND	PUBLIC WORKS	150.46
	9/23/15	AUG15/PW-157913	STREETS FUND	HIGHWAY USERS	45.14
	9/23/15	AUG15/PW-157913	STORMWATER FUND	STORMWATER OPS	150.46
	9/23/15	AUG15/PW-157913	WATER FUND	PUBLIC WORKS	150.46
	9/23/15	AUG15/PW-157913	EQUIPMT MAINT FUND	EQUIP MAINT DIV	150.46
	9/23/15	AUG15/PW-157913	SAN. DISTRICT GEN.	SANITATION DISTRICT	150.46_
				TOTAL:	1,752.45
MONICA CALVO	9/23/15	REFUND - LAGUNA GRANDE	OLDEMEYER MAINTENA	NON-DEPARTMENTAL	423.75_
				TOTAL:	423.75
MONTEREY AUTO SUPPLY	9/23/15	MISC INVOICES	EQUIPMT MAINT FUND	EQUIP MAINT DIV	212.04
	9/30/15	MISC INVOICES	EQUIPMT MAINT FUND	EQUIP MAINT DIV	277.73
	9/23/15	MISC INVOICES	EQUIPMT MAINT FUND	EQUIP MAINT DIV	26.05
	9/23/15	MISC INVOICES	EQUIPMT MAINT FUND	EQUIP MAINT DIV	26.05
	9/30/15	MISC INVOICES	EQUIPMT MAINT FUND	EQUIP MAINT DIV	95.77
	9/30/15	MISC INVOICES	EQUIPMT MAINT FUND	EQUIP MAINT DIV	57.21
	9/30/15	MISC INVOICES	EQUIPMT MAINT FUND	EQUIP MAINT DIV	19.90
	9/30/15	MISC INVOICES	EQUIPMT MAINT FUND	EQUIP MAINT DIV	19.90-
	9/30/15	MISC INVOICES	EQUIPMT MAINT FUND	EQUIP MAINT DIV	46.87
	9/30/15	MISC INVOICES	EQUIPMT MAINT FUND	EQUIP MAINT DIV	97.43
	9/30/15	MISC INVOICES	EQUIPMT MAINT FUND	EQUIP MAINT DIV	96.45

VENDOR NAME	DATE	DESCRIPTION	FUND	DEPARTMENT	AMOUNT_
	9/30/15	MISC INVOICES	EQUIPMT MAINT FUND	EQUIP MAINT DIV	292.83
	9/30/15	MISC INVOICES	EQUIPMT MAINT FUND	EQUIP MAINT DIV	26.69-
	9/30/15	MISC INVOICES	EQUIPMT MAINT FUND	EQUIP MAINT DIV	67.67
	9/30/15	MISC INVOICES	EQUIPMT MAINT FUND	EQUIP MAINT DIV	6.45
	9/30/15	MISC INVOICES	EQUIPMT MAINT FUND	EQUIP MAINT DIV	851.38_
				TOTAL:	2,127.24
MONTEREY BAY SYSTEMS	9/30/15	COPIER CONTRACT	GENERAL FUND	FIRE DEPARTMENT	186.77_
				TOTAL:	186.77
MONTEREY BAY URGENT	9/23/15	Medical Exams	GENERAL FUND	FIRE DEPARTMENT	229.00
	9/23/15	Medical Exams	GENERAL FUND	FIRE DEPARTMENT	240.00
	9/23/15	Medical Exams	GENERAL FUND	FIRE DEPARTMENT	124.00
	9/23/15	Medical Exams	GENERAL FUND	FIRE DEPARTMENT	226.00
	9/23/15	Medical Exams	GENERAL FUND	FIRE DEPARTMENT	241.00
	9/23/15	Medical Exams	GENERAL FUND	FIRE DEPARTMENT	10.00
	9/23/15	Medical Exams	GENERAL FUND	FIRE DEPARTMENT	124.00
	9/30/15	MEDICAL EXAMS	GENERAL FUND	FIRE DEPARTMENT	240.00
	9/30/15	MEDICAL EXAMS	GENERAL FUND	FIRE DEPARTMENT	182.00
	9/30/15	MEDICAL EXAMS	GENERAL FUND	FIRE DEPARTMENT	25.00
	9/30/15	MEDICAL EXAMS	GENERAL FUND	FIRE DEPARTMENT	30.00
	9/30/15	MEDICAL EXAMS	GENERAL FUND	FIRE DEPARTMENT	26.00
	9/30/15	MEDICAL EXAMS	GENERAL FUND	FIRE DEPARTMENT	280.00
	9/30/15	MEDICAL EXAMS	GENERAL FUND	FIRE DEPARTMENT	142.00
	9/30/15	MEDICAL EXAMS	GENERAL FUND	FIRE DEPARTMENT	500.00
	9/30/15	MEDICAL EXAMS	GENERAL FUND	FIRE DEPARTMENT	226.00
	9/30/15	MEDICAL EXAMS	GENERAL FUND	FIRE DEPARTMENT	241.00
	9/30/15	MEDICAL EXAMS	GENERAL FUND	FIRE DEPARTMENT	510.00
	9/30/15	MEDICAL EXAMS	GENERAL FUND	FIRE DEPARTMENT	231.00
	9/30/15	MEDICAL EXAMS	GENERAL FUND	FIRE DEPARTMENT	142.00
	9/30/15	MEDICAL EXAMS	GENERAL FUND	FIRE DEPARTMENT	500.00
	9/30/15	MEDICAL EXAMS	GENERAL FUND	FIRE DEPARTMENT	231.00
	9/30/15	MEDICAL EXAMS	GENERAL FUND	FIRE DEPARTMENT	142.00
	9/30/15	MEDICAL EXAMS	GENERAL FUND	FIRE DEPARTMENT	550.00_
				TOTAL:	5,392.00
MONTEREY COUNTY PETROLEUM	9/23/15	FUEL 9-2-15	EQUIPMT MAINT FUND	EQUIP MAINT DIV	7,515.35_
				TOTAL:	7,515.35
MONTEREY COUNTY REGIONAL FIRE	9/30/15	AFG TABLET COST SHARE	GENERAL FUND	FIRE DEPARTMENT	1,820.00_
				TOTAL:	1,820.00
MONTEREY COUNTY WEEKLY	9/23/15	CDBG COMM WRKSHP 9/3/15	CDBG FUND	COMM. DEV. BLOCK GRANT	178.92
	9/23/15	CDBG WRKSHP 9/16/15	CDBG FUND	COMM. DEV. BLOCK GRANT	178.92_
				TOTAL:	357.84
MONTEREY REGIONAL WASTE	9/23/15	SCALES AUG 2015	GENERAL FUND	PARKS DIV	81.80
	9/23/15	SCALES AUG 2015	GENERAL FUND	PARKS DIV	66.19
	9/23/15	SCALES AUG 2015	SAN. DISTRICT GEN.	SANITATION DISTRICT	185.40_
				TOTAL:	333.39
MONTEREY REGIONAL WATER	9/30/15	BIOCELL SERVICES	GENERAL FUND	GOVERNMENT BLDGS DIV	13.19
	9/30/15	BIOCELL SERVICES	STREETS FUND	PUBLIC WORKS	24.15
	9/23/15	SHARED COST FY 14/15	SAN. DISTRICT GEN.	SANITATION DISTRICT	1,686.24_
				TOTAL:	1,723.58

VENDOR NAME	DATE	DESCRIPTION	FUND	DEPARTMENT	AMOUNT_
MONTEREY SANITARY SUPPLY	9/23/15	1 CASE BLK ADVANCE GLOVES	GENERAL FUND	POLICE DEPARTMENT	84.79_
				TOTAL:	84.79
MONTEREY SIGNS	9/30/15	50% DEPOSIT FOR BANNER	GENERAL FUND	POLICE DEPARTMENT	582.00
	9/23/15	BIRTHDAY	GENERAL FUND	COMMUNITY CTR DIV.	255.27_
				TOTAL:	837.27
MONTEREY SPORTS CENTER	10/01/15	GYM MBRSHIP - SINGLE	GENERAL FUND	NON-DEPARTMENTAL	337.87
	10/01/15	GYM MBRSHP - SENIOR	GENERAL FUND	NON-DEPARTMENTAL	40.00
	10/01/15	GYM MBRSHIP - FAMILY	GENERAL FUND	NON-DEPARTMENTAL	462.00
	10/01/15	GYM MBRSHIP - SINGLE	POMA & DMDC FUND	NON-DEPARTMENTAL	1.28
	10/01/15	GYM MBRSHIP - SINGLE	STREETS FUND	NON-DEPARTMENTAL	10.20
	10/01/15	GYM MBRSHIP - SINGLE	STORMWATER FUND	NON-DEPARTMENTAL	12.75
	10/01/15	GYM MBRSHIP - SINGLE	WATER FUND	NON-DEPARTMENTAL	20.40
	10/01/15	GYM MBRSHIP - SINGLE	EQUIPMT MAINT FUND	NON-DEPARTMENTAL	5.10
	10/01/15	GYM MBRSHIP - FAMILY	MIS FUND	NON-DEPARTMENTAL	77.00
	10/01/15	GYM MBRSHIP - SINGLE	SAN. DISTRICT GEN.	NON-DEPARTMENTAL	20.40_
				TOTAL:	987.00
MONTEREY TIRE SERVICE	9/23/15	TIRES AUG 2015	EQUIPMT MAINT FUND	EQUIP MAINT DIV	56.49
	9/23/15	TIRES AUG 2015	EQUIPMT MAINT FUND	EQUIP MAINT DIV	741.91
	9/23/15	TIRES AUG 2015	EQUIPMT MAINT FUND	EQUIP MAINT DIV	42.22
	9/23/15	TIRES AUG 2015	EQUIPMT MAINT FUND	EQUIP MAINT DIV	485.25_
				TOTAL:	1,325.87
NANCY MELTON	9/30/15	Instr Pay Sept 2015	GENERAL FUND	EVENTS DIV.	234.50_
				TOTAL:	234.50
NANCY TOWNE	9/30/15	REIMBURSEMENT	GENERAL FUND	BOARDS & COMMISSIONS	54.45_
				TOTAL:	54.45
OANH O'NEIL	9/23/15	PARK DEPOSIT REFUND	GENERAL FUND	NON-DEPARTMENTAL	65.00_
				TOTAL:	65.00
OFFICE OF THE COUNTY COUN	9/23/15	LEGAL SERVICES JULY 2015	SAN. DISTRICT GEN.	SANITATION DISTRICT	1,056.98_
				TOTAL:	1,056.98
PACIFIC GAS & ELECTRIC	9/30/15	ENERGY SERVICES	GENERAL FUND	GOVERNMENT BLDGS DIV	2,361.71
	9/30/15	ENERGY SERVICES	GENERAL FUND	GOVERNMENT BLDGS DIV	171.86
	9/30/15	ENERGY SERVICES	GENERAL FUND	GOVERNMENT BLDGS DIV	31.02
	9/30/15	ENERGY SERVICES	GENERAL FUND	GOVERNMENT BLDGS DIV	71.46
	9/30/15	ENERGY SERVICES	GENERAL FUND	PARKS DIV	89.55
	9/30/15	ENERGY SERVICES	GENERAL FUND	PARKS DIV	126.77
	9/30/15	ENERGY SERVICES	GENERAL FUND	PARKS DIV	113.88
	9/30/15	ENERGY SERVICES	STREETS FUND	TRAFFIC SAFETY PGM	111.29
	9/30/15	ENERGY SERVICES	STREETS FUND	TRAFFIC SAFETY PGM	48.45
	9/30/15	ENERGY SERVICES	STREETS FUND	TRAFFIC SAFETY PGM	176.68
	9/30/15	ENERGY SERVICES	STREETS FUND	TRAFFIC SAFETY PGM	61.85
	9/30/15	ENERGY SERVICES	STREETS FUND	TRAFFIC SAFETY PGM	418.84
	9/30/15	ENERGY SERVICES	STREETS FUND	TRAFFIC SAFETY PGM	458.89
	9/30/15	ENERGY SERVICES	STREETS FUND	TRAFFIC SAFETY PGM	313.65
	9/30/15	ENERGY SERVICES	STREETS FUND	TRAFFIC SAFETY PGM	14.98
	9/30/15	ENERGY SERVICES	STREETS FUND	TRAFFIC SAFETY PGM	74.15
	9/30/15	ENERGY SERVICES	STREETS FUND	TRAFFIC SAFETY PGM	35.43
	9/30/15	ENERGY SERVICES	STREETS FUND	TRAFFIC SAFETY PGM	28.27
	9/30/15	ENERGY SERVICES	STREETS FUND	TRAFFIC SAFETY PGM	29.70

VENDOR NAME	DATE	DESCRIPTION	FUND	DEPARTMENT	AMOUNT_
	9/30/15	ENERGY SERVICES	STREETS FUND	TRAFFIC SAFETY PGM	339.91
	9/30/15	ENERGY SERVICES	STREETS FUND	TRAFFIC SAFETY PGM	111.56
	9/30/15	ENERGY SERVICES	STREETS FUND	TRAFFIC SAFETY PGM	73.01
	9/30/15	ENERGY SERVICES	STREETS FUND	TRAFFIC SAFETY PGM	55.51
	9/30/15	ENERGY SERVICES	STREETS FUND	TRAFFIC SAFETY PGM	45.95
	9/30/15	ENERGY SERVICES	STREETS FUND	TRAFFIC SAFETY PGM	106.75
	9/30/15	ENERGY SERVICES	STREETS FUND	TRAFFIC SAFETY PGM	546.17
	9/30/15	ENERGY SERVICES	STREETS FUND	TRAFFIC SAFETY PGM	344.39
	9/30/15	ENERGY SERVICES	STREETS FUND	TRAFFIC SAFETY PGM	459.85
	9/30/15	ENERGY SERVICES	STREETS FUND	HIGHWAY USERS	91.96
	9/30/15	ENERGY SERVICES	STREETS FUND	HIGHWAY USERS	61.07
	9/30/15	ENERGY SERVICES	STREETS FUND	HIGHWAY USERS	10.45
	9/30/15	ENERGY SERVICES	STREETS FUND	HIGHWAY USERS	10.45
	9/30/15	ENERGY SERVICES	SAN. DISTRICT GEN.	SANITATION DISTRICT	726.15
	9/30/15	ENERGY SERVICES	SA MERGED CAPITAL	MERGED SUCCESSOR AGENC	10.47
	9/30/15	ENERGY SERVICES	SA MERGED CAPITAL	MERGED SUCCESSOR AGENC	16.88_
				TOTAL:	7,748.96
PACIFIC TELEMANAGEMENT SERVICES	9/23/15	PHONE SERVICES	GENERAL FUND	RECREATION	103.00
	9/23/15	PHONE SERVICES	MIS FUND	MIS DEPT	103.00_
				TOTAL:	206.00
PENINSULA WELDING SUPPLY	9/30/15	MEDICAL OXYGEN	GENERAL FUND	FIRE DEPARTMENT	68.53
	9/30/15	MISC INVOICES	STREETS FUND	PUBLIC WORKS	81.58
	9/30/15	MISC INVOICES	STREETS FUND	PUBLIC WORKS	27.26_
				TOTAL:	177.37
PG DOGS LLC	9/30/15	AUGUST 2015 BIRD REMOVAL	GENERAL FUND	PARKS DIV	500.00_
				TOTAL:	500.00
PIZZA MY WAY	9/23/15	C OF O REFUND	GENERAL FUND	NON-DEPARTMENTAL	169.00_
				TOTAL:	169.00
PNC EQUIPMENT FINANCE, LLC	9/30/15	LEASE-PNC Radios	GENERAL FUND	POLICE DEPARTMENT	11,025.57
	9/30/15	LEASE-PNC Radios	GENERAL FUND	POLICE DEPARTMENT	194.41
	9/30/15	LEASE-PNC Radios	GENERAL FUND	PARKS DIV	341.00
	9/30/15	LEASE-PNC Radios	GENERAL FUND	PARKS DIV	6.01_
				TOTAL:	11,566.99
PREMIUM AUTO PARTS, INC.	9/23/15	H7 BULB	EQUIPMT MAINT FUND	EQUIP MAINT DIV	30.94
	9/30/15	MISC INVOICES	EQUIPMT MAINT FUND	EQUIP MAINT DIV	3.24
	9/30/15	MISC INVOICES	EQUIPMT MAINT FUND	EQUIP MAINT DIV	5.67
	9/30/15	MISC INVOICES	EQUIPMT MAINT FUND	EQUIP MAINT DIV	22.56
	9/30/15	MISC INVOICES	EQUIPMT MAINT FUND	EQUIP MAINT DIV	9.36
	9/30/15	MISC INVOICES	EQUIPMT MAINT FUND	EQUIP MAINT DIV	6.87_
				TOTAL:	78.64
PRIMA HEART	9/23/15	MEDICAL J. MOORE 10/9/14	GENERAL FUND	POLICE DEPARTMENT	1,200.00_
				TOTAL:	1,200.00
PUBLIC EMPLOYEES' RETIREMENT SYSTEM	9/23/15	SURVIVOR BENEFIT	GENERAL FUND	NON-DEPARTMENTAL	127.40
	9/24/15	SURVIVOR BENEFIT	GENERAL FUND	NON-DEPARTMENTAL	0.93
	10/02/15	SURVIVOR BENEFIT	GENERAL FUND	NON-DEPARTMENTAL	128.27
	10/02/15	SURVIVOR BENEFIT	GENERAL FUND	NON-DEPARTMENTAL	0.93
	9/23/15	PART TIME HOURLY PERS	GENERAL FUND	NON-DEPARTMENTAL	1,085.16
	10/02/15	PART TIME HOURLY PERS	GENERAL FUND	NON-DEPARTMENTAL	1,218.88

VENDOR NAME	DATE	DESCRIPTION	FUND	DEPARTMENT	AMOUNT_
	9/23/15	PERS EE MISC	GENERAL FUND	NON-DEPARTMENTAL	5,971.32
	10/02/15	PERS EE MISC	GENERAL FUND	NON-DEPARTMENTAL	6,284.39
	9/23/15	PERS EE SAFETY	GENERAL FUND	NON-DEPARTMENTAL	11,174.92
	10/02/15	PERS EE SAFETY	GENERAL FUND	NON-DEPARTMENTAL	10,489.61
	9/23/15	PERS EE MISC PEPRA	GENERAL FUND	NON-DEPARTMENTAL	2,037.20
	10/02/15	PERS EE MISC PEPRA	GENERAL FUND	NON-DEPARTMENTAL	2,100.85
	10/02/15	PERS EE MISC PEPRA	GENERAL FUND	NON-DEPARTMENTAL	35.64
	9/23/15	PERS EE POLICE PEPRA	GENERAL FUND	NON-DEPARTMENTAL	1,031.92
	9/24/15	PERS EE POLICE PEPRA	GENERAL FUND	NON-DEPARTMENTAL	133.37
	10/02/15	PERS EE POLICE PEPRA	GENERAL FUND	NON-DEPARTMENTAL	494.06
	9/23/15	PERS EE PD SAFETY	GENERAL FUND	NON-DEPARTMENTAL	13,570.22
	10/02/15	PERS EE PD SAFETY	GENERAL FUND	NON-DEPARTMENTAL	12,484.10
	9/23/15	PERS EE PDNS MISC	GENERAL FUND	NON-DEPARTMENTAL	1,832.74
	10/02/15	PERS EE PDNS MISC	GENERAL FUND	NON-DEPARTMENTAL	1,716.99
	9/23/15	PERS PEPRA NON-SAF EE	GENERAL FUND	NON-DEPARTMENTAL	1,153.00
	10/02/15	PERS PEPRA NON-SAF EE	GENERAL FUND	NON-DEPARTMENTAL	1,117.39
	9/23/15	GROUP 70001 - MISC (ER)	GENERAL FUND	CITY COUNCIL	71.50
	10/02/15	GROUP 70001 - MISC (ER)	GENERAL FUND	CITY COUNCIL	105.55
	9/23/15	GROUP 70001 - MISC (ER)	GENERAL FUND	CITY MANAGER	166.82
	9/23/15	GROUP 70001 - MISC (ER)	GENERAL FUND	CITY MANAGER	291.96
	9/23/15	GROUP 70001 - MISC (ER)	GENERAL FUND	CITY MANAGER	217.95
	10/02/15	GROUP 70001 - MISC (ER)	GENERAL FUND	CITY MANAGER	166.82
	10/02/15	GROUP 70001 - MISC (ER)	GENERAL FUND	CITY MANAGER	291.96
	10/02/15	GROUP 70001 - MISC (ER)	GENERAL FUND	CITY MANAGER	217.95
	9/23/15	70001-MANAGEMENT ER	GENERAL FUND	CITY MANAGER	620.10
	9/23/15	70001-MANAGEMENT ER	GENERAL FUND	CITY MANAGER	421.77
	10/02/15	70001-MANAGEMENT ER	GENERAL FUND	CITY MANAGER	620.10
	10/02/15	70001-MANAGEMENT ER	GENERAL FUND	CITY MANAGER	421.77
	9/23/15	PERS ER MISC PEPRA	GENERAL FUND	CITY MANAGER	165.90
	10/02/15	PERS ER MISC PEPRA	GENERAL FUND	CITY MANAGER	165.90
	9/23/15	GROUP 70001 - MANAGEMENT	GENERAL FUND	CITY ATTORNEY	305.31
	10/02/15	GROUP 70001 - MANAGEMENT	GENERAL FUND	CITY ATTORNEY	305.31
	9/23/15	GROUP 70001 - MGMT EPMC EE	GENERAL FUND	CITY ATTORNEY	21.37
	10/02/15	GROUP 70001 - MGMT EPMC EE	GENERAL FUND	CITY ATTORNEY	21.37
	9/23/15	GROUP 70001 - MGMT EPMC ER	GENERAL FUND	CITY ATTORNEY	31.62
	10/02/15	GROUP 70001 - MGMT EPMC ER	GENERAL FUND	CITY ATTORNEY	31.62
	9/23/15	70001-MANAGEMENT ER	GENERAL FUND	CITY ATTORNEY	371.25
	10/02/15	70001-MANAGEMENT ER	GENERAL FUND	CITY ATTORNEY	371.25
	9/23/15	GROUP 70001 - MISC (ER)	GENERAL FUND	FINANCE DEPARTMENT	229.34
	10/02/15	GROUP 70001 - MISC (ER)	GENERAL FUND	FINANCE DEPARTMENT	229.34
	9/23/15	70001-MANAGEMENT ER	GENERAL FUND	FINANCE DEPARTMENT	1,036.39
	10/02/15	70001-MANAGEMENT ER	GENERAL FUND	FINANCE DEPARTMENT	1,049.25
	9/23/15	PERS ER MISC PEPRA	GENERAL FUND	FINANCE DEPARTMENT	181.75
	10/02/15	PERS ER MISC PEPRA	GENERAL FUND	FINANCE DEPARTMENT	198.04
	9/23/15	GROUP 75001-POL (ER)	GENERAL FUND	POLICE DEPARTMENT	15,670.01
	9/23/15	GROUP 75001-POL (ER)	GENERAL FUND	POLICE DEPARTMENT	1,885.31
	10/02/15	GROUP 75001-POL (ER)	GENERAL FUND	POLICE DEPARTMENT	13,636.33
	10/02/15	GROUP 75001-POL (ER)	GENERAL FUND	POLICE DEPARTMENT	1,903.01
	9/23/15	GROUP 70001 - MISC (ER)	GENERAL FUND	POLICE DEPARTMENT	9.88
	9/23/15	75001 - PD MANAGEMENT ER	GENERAL FUND	POLICE DEPARTMENT	2,405.24
	9/23/15	75001 - PD MANAGEMENT ER	GENERAL FUND	POLICE DEPARTMENT	1,926.64
	9/23/15	75001 - PD MANAGEMENT ER	GENERAL FUND	POLICE DEPARTMENT	940.74
	10/02/15	75001 - PD MANAGEMENT ER	GENERAL FUND	POLICE DEPARTMENT	2,375.22
	10/02/15	75001 - PD MANAGEMENT ER	GENERAL FUND	POLICE DEPARTMENT	1,896.62
	10/02/15	75001 - PD MANAGEMENT ER	GENERAL FUND	POLICE DEPARTMENT	925.74
	10/02/15	GROUP 75101 - PD 2ND TIER	GENERAL FUND	POLICE DEPARTMENT	532.17

VENDOR NAME	DATE	DESCRIPTION	FUND	DEPARTMENT	AMOUNT_
	9/23/15	PERS ER MISC PEPRA	GENERAL FUND	POLICE DEPARTMENT	262.66
	10/02/15	PERS ER MISC PEPRA	GENERAL FUND	POLICE DEPARTMENT	257.73
	9/23/15	PERS ER PD PEPRA	GENERAL FUND	POLICE DEPARTMENT	580.22
	9/24/15	PERS ER PD PEPRA	GENERAL FUND	POLICE DEPARTMENT	74.99
	10/02/15	PERS ER PD PEPRA	GENERAL FUND	POLICE DEPARTMENT	277.80
	9/23/15	NON SAFETY MISC PERS ER	GENERAL FUND	POLICE DEPARTMENT	714.00
	9/23/15	NON SAFETY MISC PERS ER	GENERAL FUND	POLICE DEPARTMENT	166.15
	9/23/15	NON SAFETY MISC PERS ER	GENERAL FUND	POLICE DEPARTMENT	130.05
	10/02/15	NON SAFETY MISC PERS ER	GENERAL FUND	POLICE DEPARTMENT	658.79
	10/02/15	NON SAFETY MISC PERS ER	GENERAL FUND	POLICE DEPARTMENT	161.85
	10/02/15	NON SAFETY MISC PERS ER	GENERAL FUND	POLICE DEPARTMENT	125.75
	9/23/15	PERS PEPRA NON-SAF ER	GENERAL FUND	POLICE DEPARTMENT	137.10
	9/23/15	PERS PEPRA NON-SAF ER	GENERAL FUND	POLICE DEPARTMENT	266.37
	10/02/15	PERS PEPRA NON-SAF ER	GENERAL FUND	POLICE DEPARTMENT	124.64
	10/02/15	PERS PEPRA NON-SAF ER	GENERAL FUND	POLICE DEPARTMENT	266.37
	9/23/15	GROUP 74001 - FIRE ER	GENERAL FUND	FIRE DEPARTMENT	13,218.76
	9/23/15	GROUP 74001 - FIRE ER	GENERAL FUND	FIRE DEPARTMENT	481.51
	9/23/15	GROUP 74001 - FIRE ER	GENERAL FUND	FIRE DEPARTMENT	2,234.10
	10/02/15	GROUP 74001 - FIRE ER	GENERAL FUND	FIRE DEPARTMENT	13,693.90
	10/02/15	GROUP 74001 - FIRE ER	GENERAL FUND	FIRE DEPARTMENT	592.50
	10/02/15	GROUP 74001 - FIRE ER	GENERAL FUND	FIRE DEPARTMENT	373.21
	9/23/15	GROUP 70001 - MISC (ER)	GENERAL FUND	FIRE DEPARTMENT	88.52
	10/02/15	GROUP 70001 - MISC (ER)	GENERAL FUND	FIRE DEPARTMENT	106.23
	9/23/15	GROUP 74101 - FIRE 2ND TIE	GENERAL FUND	FIRE DEPARTMENT	893.09
	9/23/15	GROUP 74101 - FIRE 2ND TIE	GENERAL FUND	FIRE DEPARTMENT	524.79
	10/02/15	GROUP 74101 - FIRE 2ND TIE	GENERAL FUND	FIRE DEPARTMENT	882.11
	10/02/15	GROUP 74101 - FIRE 2ND TIE	GENERAL FUND	FIRE DEPARTMENT	487.74
	9/23/15	GROUP 70001 - MISC (ER)	GENERAL FUND	RESOURCE MANAGEMENT	85.93
	10/02/15	GROUP 70001 - MISC (ER)	GENERAL FUND	RESOURCE MANAGEMENT	32.77
	9/23/15	70001-MANAGEMENT ER	GENERAL FUND	RESOURCE MANAGEMENT	52.06
	9/23/15	70001-MANAGEMENT ER	GENERAL FUND	RESOURCE MANAGEMENT	3.29
	10/02/15	70001-MANAGEMENT ER	GENERAL FUND	RESOURCE MANAGEMENT	55.36
	9/23/15	PERS ER MISC PEPRA	GENERAL FUND	RESOURCE MANAGEMENT	198.49
	10/02/15	PERS ER MISC PEPRA	GENERAL FUND	RESOURCE MANAGEMENT	196.97
	9/23/15	70001-MANAGEMENT ER	GENERAL FUND	BUILDING DIV	387.94
	9/23/15	70001-MANAGEMENT ER	GENERAL FUND	BUILDING DIV	1.65
	9/23/15	70001-MANAGEMENT ER	GENERAL FUND	BUILDING DIV	23.43
	9/23/15	70001-MANAGEMENT ER	GENERAL FUND	BUILDING DIV	1.52
	10/02/15	70001-MANAGEMENT ER	GENERAL FUND	BUILDING DIV	389.59
	10/02/15	70001-MANAGEMENT ER	GENERAL FUND	BUILDING DIV	24.91
	9/23/15	70001-MANAGEMENT ER	GENERAL FUND	PLANNING DIV	343.55
	9/23/15	70001-MANAGEMENT ER	GENERAL FUND	PLANNING DIV	0.34
	9/23/15	70001-MANAGEMENT ER	GENERAL FUND	PLANNING DIV	43.34
	9/23/15	70001-MANAGEMENT ER	GENERAL FUND	PLANNING DIV	31.59
	9/23/15	70001-MANAGEMENT ER	GENERAL FUND	PLANNING DIV	2.24
	9/23/15	70001-MANAGEMENT ER	GENERAL FUND	PLANNING DIV	0.64
	10/02/15	70001-MANAGEMENT ER	GENERAL FUND	PLANNING DIV	337.50
	10/02/15	70001-MANAGEMENT ER	GENERAL FUND	PLANNING DIV	1.90
	10/02/15	70001-MANAGEMENT ER	GENERAL FUND	PLANNING DIV	32.38
	10/02/15	70001-MANAGEMENT ER	GENERAL FUND	PLANNING DIV	46.70
	10/02/15	70001-MANAGEMENT ER	GENERAL FUND	PLANNING DIV	3.17
	9/23/15	PERS ER MISC PEPRA	GENERAL FUND	PLANNING DIV	184.14
	10/02/15	PERS ER MISC PEPRA	GENERAL FUND	PLANNING DIV	184.14
	9/23/15	70001-MANAGEMENT ER	GENERAL FUND	ECONOMIC DEVELOPMENT	368.77
	9/23/15	70001-MANAGEMENT ER	GENERAL FUND	ECONOMIC DEVELOPMENT	0.34
	9/23/15	70001-MANAGEMENT ER	GENERAL FUND	ECONOMIC DEVELOPMENT	16.88

VENDOR NAME	DATE	DESCRIPTION	FUND	DEPARTMENT	AMOUNT_
	9/23/15	70001-MANAGEMENT ER	GENERAL FUND	ECONOMIC DEVELOPMENT	1.90
	9/23/15	70001-MANAGEMENT ER	GENERAL FUND	ECONOMIC DEVELOPMENT	2.24
	9/23/15	70001-MANAGEMENT ER	GENERAL FUND	ECONOMIC DEVELOPMENT	0.64
	10/02/15	70001-MANAGEMENT ER	GENERAL FUND	ECONOMIC DEVELOPMENT	367.64
	10/02/15	70001-MANAGEMENT ER	GENERAL FUND	ECONOMIC DEVELOPMENT	1.90
	10/02/15	70001-MANAGEMENT ER	GENERAL FUND	ECONOMIC DEVELOPMENT	9.50
	10/02/15	70001-MANAGEMENT ER	GENERAL FUND	ECONOMIC DEVELOPMENT	8.58
	10/02/15	70001-MANAGEMENT ER	GENERAL FUND	ECONOMIC DEVELOPMENT	3.17
	9/23/15	GROUP 70001 - MISC (ER)	GENERAL FUND	GOVERNMENT BLDGS DIV	954.69
	9/23/15	GROUP 70001 - MISC (ER)	GENERAL FUND	GOVERNMENT BLDGS DIV	6.60
	10/02/15	GROUP 70001 - MISC (ER)	GENERAL FUND	GOVERNMENT BLDGS DIV	1,018.69
	10/02/15	GROUP 70001 - MISC (ER)	GENERAL FUND	GOVERNMENT BLDGS DIV	6.68
	9/23/15	70001-MANAGEMENT ER	GENERAL FUND	GOVERNMENT BLDGS DIV	64.97
	9/23/15	70001-MANAGEMENT ER	GENERAL FUND	GOVERNMENT BLDGS DIV	3.41
	9/23/15	70001-MANAGEMENT ER	GENERAL FUND	GOVERNMENT BLDGS DIV	1.25
	10/02/15	70001-MANAGEMENT ER	GENERAL FUND	GOVERNMENT BLDGS DIV	69.65
	9/23/15	PERS ER MISC PEPRA	GENERAL FUND	GOVERNMENT BLDGS DIV	20.80
	10/02/15	PERS ER MISC PEPRA	GENERAL FUND	GOVERNMENT BLDGS DIV	29.03
	9/23/15	GROUP 70001 - MISC (ER)	GENERAL FUND	PARKS DIV	93.75
	9/23/15	GROUP 70001 - MISC (ER)	GENERAL FUND	PARKS DIV	438.69
	9/23/15	GROUP 70001 - MISC (ER)	GENERAL FUND	PARKS DIV	13.29
	9/23/15	GROUP 70001 - MISC (ER)	GENERAL FUND	PARKS DIV	186.08
	9/23/15	GROUP 70001 - MISC (ER)	GENERAL FUND	PARKS DIV	7.19
	9/23/15	GROUP 70001 - MISC (ER)	GENERAL FUND	PARKS DIV	134.88
	10/02/15	GROUP 70001 - MISC (ER)	GENERAL FUND	PARKS DIV	83.15
	10/02/15	GROUP 70001 - MISC (ER)	GENERAL FUND	PARKS DIV	569.88
	10/02/15	GROUP 70001 - MISC (ER)	GENERAL FUND	PARKS DIV	46.87
	10/02/15	GROUP 70001 - MISC (ER)	GENERAL FUND	PARKS DIV	316.22
	10/02/15	GROUP 70001 - MISC (ER)	GENERAL FUND	PARKS DIV	157.80
	9/23/15	70001-MANAGEMENT ER	GENERAL FUND	PARKS DIV	161.87
	9/23/15	70001-MANAGEMENT ER	GENERAL FUND	PARKS DIV	7.83
	9/23/15	70001-MANAGEMENT ER	GENERAL FUND	PARKS DIV	1.70
	9/23/15	70001-MANAGEMENT ER	GENERAL FUND	PARKS DIV	17.38
	10/02/15	70001-MANAGEMENT ER	GENERAL FUND	PARKS DIV	171.41
	10/02/15	70001-MANAGEMENT ER	GENERAL FUND	PARKS DIV	17.38
	9/23/15	PERS ER MISC PEPRA	GENERAL FUND	PARKS DIV	38.76
	9/23/15	PERS ER MISC PEPRA	GENERAL FUND	PARKS DIV	8.92
	10/02/15	PERS ER MISC PEPRA	GENERAL FUND	PARKS DIV	40.44
	10/02/15	PERS ER MISC PEPRA	GENERAL FUND	PARKS DIV	8.93
	9/23/15	GROUP 70001 - MISC (ER)	GENERAL FUND	ENGINEERING DIV	234.20
	9/23/15	GROUP 70001 - MISC (ER)	GENERAL FUND	ENGINEERING DIV	24.75
	9/23/15	GROUP 70001 - MISC (ER)	GENERAL FUND	ENGINEERING DIV	27.13
	9/23/15	GROUP 70001 - MISC (ER)	GENERAL FUND	ENGINEERING DIV	27.43
	9/23/15	GROUP 70001 - MISC (ER)	GENERAL FUND	ENGINEERING DIV	1.69
	9/23/15	GROUP 70001 - MISC (ER)	GENERAL FUND	ENGINEERING DIV	6.87
	9/23/15	GROUP 70001 - MISC (ER)	GENERAL FUND	ENGINEERING DIV	12.72
	9/23/15	GROUP 70001 - MISC (ER)	GENERAL FUND	ENGINEERING DIV	45.09
	9/23/15	GROUP 70001 - MISC (ER)	GENERAL FUND	ENGINEERING DIV	38.25
	9/23/15	GROUP 70001 - MISC (ER)	GENERAL FUND	ENGINEERING DIV	10.30
	9/23/15	GROUP 70001 - MISC (ER)	GENERAL FUND	ENGINEERING DIV	18.88
	9/23/15	GROUP 70001 - MISC (ER)	GENERAL FUND	ENGINEERING DIV	7.74
	9/23/15	GROUP 70001 - MISC (ER)	GENERAL FUND	ENGINEERING DIV	94.42
	10/02/15	GROUP 70001 - MISC (ER)	GENERAL FUND	ENGINEERING DIV	188.86
	10/02/15	GROUP 70001 - MISC (ER)	GENERAL FUND	ENGINEERING DIV	20.60
	10/02/15	GROUP 70001 - MISC (ER)	GENERAL FUND	ENGINEERING DIV	42.92
	10/02/15	GROUP 70001 - MISC (ER)	GENERAL FUND	ENGINEERING DIV	34.34

VENDOR NAME	DATE	DESCRIPTION	FUND	DEPARTMENT	AMOUNT_
	10/02/15	GROUP 70001 - MISC (ER)	GENERAL FUND	ENGINEERING DIV	17.17
	10/02/15	GROUP 70001 - MISC (ER)	GENERAL FUND	ENGINEERING DIV	43.78
	10/02/15	GROUP 70001 - MISC (ER)	GENERAL FUND	ENGINEERING DIV	36.90
	10/02/15	GROUP 70001 - MISC (ER)	GENERAL FUND	ENGINEERING DIV	8.58
	10/02/15	GROUP 70001 - MISC (ER)	GENERAL FUND	ENGINEERING DIV	30.90
	10/02/15	GROUP 70001 - MISC (ER)	GENERAL FUND	ENGINEERING DIV	44.64
	10/02/15	GROUP 70001 - MISC (ER)	GENERAL FUND	ENGINEERING DIV	22.32
	10/02/15	GROUP 70001 - MISC (ER)	GENERAL FUND	ENGINEERING DIV	65.24
	9/23/15	70001-MANAGEMENT ER	GENERAL FUND	ENGINEERING DIV	215.49
	9/23/15	70001-MANAGEMENT ER	GENERAL FUND	ENGINEERING DIV	17.89
	9/23/15	70001-MANAGEMENT ER	GENERAL FUND	ENGINEERING DIV	3.41
	10/02/15	70001-MANAGEMENT ER	GENERAL FUND	ENGINEERING DIV	220.40
	10/02/15	70001-MANAGEMENT ER	GENERAL FUND	ENGINEERING DIV	4.94
	10/02/15	70001-MANAGEMENT ER	GENERAL FUND	ENGINEERING DIV	10.93
	10/02/15	70001-MANAGEMENT ER	GENERAL FUND	ENGINEERING DIV	0.57
	9/23/15	GROUP 70001 - MISC (ER)	GENERAL FUND	RECREATION	31.45
	10/02/15	GROUP 70001 - MISC (ER)	GENERAL FUND	RECREATION	50.32
	9/23/15	70001-MANAGEMENT ER	GENERAL FUND	RECREATION	423.46
	9/23/15	70001-MANAGEMENT ER	GENERAL FUND	RECREATION	3.29
	10/02/15	70001-MANAGEMENT ER	GENERAL FUND	RECREATION	426.76
	9/23/15	PERS ER MISC PEPRA	GENERAL FUND	RECREATION	307.49
	10/02/15	PERS ER MISC PEPRA	GENERAL FUND	RECREATION	309.30
	9/23/15	GROUP 70001 - MISC (ER)	GENERAL FUND	COMMUNITY CTR DIV.	165.97
	10/02/15	GROUP 70001 - MISC (ER)	GENERAL FUND	COMMUNITY CTR DIV.	199.01
	9/23/15	GROUP 70001 - MISC (ER)	GENERAL FUND	YOUTH & EDUCATION CTR	41.30
	9/23/15	GROUP 70001 - MISC (ER)	GENERAL FUND	YOUTH & EDUCATION CTR	77.70
	9/23/15	GROUP 70001 - MISC (ER)	GENERAL FUND	YOUTH & EDUCATION CTR	78.70
	10/02/15	GROUP 70001 - MISC (ER)	GENERAL FUND	YOUTH & EDUCATION CTR	91.78
	10/02/15	GROUP 70001 - MISC (ER)	GENERAL FUND	YOUTH & EDUCATION CTR	91.57
	10/02/15	GROUP 70001 - MISC (ER)	GENERAL FUND	YOUTH & EDUCATION CTR	102.80
	9/23/15	PERS ER MISC PEPRA	GENERAL FUND	YOUTH & EDUCATION CTR	70.94
	9/23/15	PERS ER MISC PEPRA	GENERAL FUND	YOUTH & EDUCATION CTR	144.05
	9/23/15	PERS ER MISC PEPRA	GENERAL FUND	YOUTH & EDUCATION CTR	35.27
	10/02/15	PERS ER MISC PEPRA	GENERAL FUND	YOUTH & EDUCATION CTR	74.74
	10/02/15	PERS ER MISC PEPRA	GENERAL FUND	YOUTH & EDUCATION CTR	112.11
	10/02/15	PERS ER MISC PEPRA	GENERAL FUND	YOUTH & EDUCATION CTR	42.09
	10/02/15	PERS ER MISC PEPRA	GENERAL FUND	YOUTH & EDUCATION CTR	35.57
	9/23/15	GROUP 70001 - MISC (ER)	GENERAL FUND	SWIM CTR DIV.	285.05
	10/02/15	GROUP 70001 - MISC (ER)	GENERAL FUND	SWIM CTR DIV.	305.00
	9/23/15	PERS ER MISC PEPRA	GENERAL FUND	SWIM CTR DIV.	375.03
	10/02/15	PERS ER MISC PEPRA	GENERAL FUND	SWIM CTR DIV.	428.62
	9/23/15	GROUP 70001 - MISC (ER)	GENERAL FUND	SR. SERVICES DIV.	71.34
	10/02/15	GROUP 70001 - MISC (ER)	GENERAL FUND	SR. SERVICES DIV.	81.91
	9/23/15	PERS ER MISC PEPRA	GENERAL FUND	SR. SERVICES DIV.	38.72
	10/02/15	PERS ER MISC PEPRA	GENERAL FUND	SR. SERVICES DIV.	48.40
	9/23/15	SURVIVOR BENEFIT	LAGUNA GRANDE PKG	NON-DEPARTMENTAL	0.12
	10/02/15	SURVIVOR BENEFIT	LAGUNA GRANDE PKG	NON-DEPARTMENTAL	0.15
	9/23/15	PERS EE MISC	LAGUNA GRANDE PKG	NON-DEPARTMENTAL	21.32
	10/02/15	PERS EE MISC	LAGUNA GRANDE PKG	NON-DEPARTMENTAL	25.23
	9/23/15	GROUP 70001 - MISC (ER)	LAGUNA GRANDE PKG	SEASIDE PKG AUTHORITY	25.91
	10/02/15	GROUP 70001 - MISC (ER)	LAGUNA GRANDE PKG	SEASIDE PKG AUTHORITY	30.67
	9/23/15	SURVIVOR BENEFIT	POMA & DMDC FUND	NON-DEPARTMENTAL	2.67
	10/02/15	SURVIVOR BENEFIT	POMA & DMDC FUND	NON-DEPARTMENTAL	2.47
	9/23/15	PERS EE MISC	POMA & DMDC FUND	NON-DEPARTMENTAL	183.61
	10/02/15	PERS EE MISC	POMA & DMDC FUND	NON-DEPARTMENTAL	146.03
	9/23/15	PERS EE MISC PEPRA	POMA & DMDC FUND	NON-DEPARTMENTAL	266.71

VENDOR NAME	DATE	DESCRIPTION	FUND	DEPARTMENT	AMOUNT_
	10/02/15	PERS EE MISC PEPRA	POMA & DMDC FUND	NON-DEPARTMENTAL	280.04
	9/23/15	GROUP 70001 - MISC (ER)	POMA & DMDC FUND	POMA/DMDC	35.99
	10/02/15	GROUP 70001 - MISC (ER)	POMA & DMDC FUND	POMA/DMDC	3.22
	9/23/15	70001-MANAGEMENT ER	POMA & DMDC FUND	POMA/DMDC	1.34
	9/23/15	70001-MANAGEMENT ER	POMA & DMDC FUND	POMA/DMDC	0.46
	9/23/15	70001-MANAGEMENT ER	POMA & DMDC FUND	POMA/DMDC	185.48
	10/02/15	70001-MANAGEMENT ER	POMA & DMDC FUND	POMA/DMDC	174.35
	9/23/15	PERS ER MISC PEPRA	POMA & DMDC FUND	POMA/DMDC	36.21
	9/23/15	PERS ER MISC PEPRA	POMA & DMDC FUND	POMA/DMDC	173.27
	9/23/15	PERS ER MISC PEPRA	POMA & DMDC FUND	POMA/DMDC	56.69
	10/02/15	PERS ER MISC PEPRA	POMA & DMDC FUND	POMA/DMDC	32.03
	10/02/15	PERS ER MISC PEPRA	POMA & DMDC FUND	POMA/DMDC	200.04
	10/02/15	PERS ER MISC PEPRA	POMA & DMDC FUND	POMA/DMDC	47.39
	9/23/15	SURVIVOR BENEFIT	CDBG FUND	NON-DEPARTMENTAL	0.40
	10/02/15	SURVIVOR BENEFIT	CDBG FUND	NON-DEPARTMENTAL	0.37
	9/23/15	PERS EE MISC PEPRA	CDBG FUND	NON-DEPARTMENTAL	64.89
	10/02/15	PERS EE MISC PEPRA	CDBG FUND	NON-DEPARTMENTAL	61.31
	9/23/15	PERS ER MISC PEPRA	CDBG FUND	COMM. DEV. BLOCK GRANT	64.75
	10/02/15	PERS ER MISC PEPRA	CDBG FUND	COMM. DEV. BLOCK GRANT	61.18
	9/23/15	SURVIVOR BENEFIT	STREETS FUND	NON-DEPARTMENTAL	3.82
	10/02/15	SURVIVOR BENEFIT	STREETS FUND	NON-DEPARTMENTAL	3.15
	9/23/15	PERS EE MISC	STREETS FUND	NON-DEPARTMENTAL	699.22
	10/02/15	PERS EE MISC	STREETS FUND	NON-DEPARTMENTAL	582.01
	9/23/15	PERS EE MISC PEPRA	STREETS FUND	NON-DEPARTMENTAL	44.84
	10/02/15	PERS EE MISC PEPRA	STREETS FUND	NON-DEPARTMENTAL	61.86
	9/23/15	GROUP 70001 - MISC (ER)	STREETS FUND	PUBLIC WORKS	425.55
	10/02/15	GROUP 70001 - MISC (ER)	STREETS FUND	PUBLIC WORKS	470.97
	9/23/15	70001-MANAGEMENT ER	STREETS FUND	PUBLIC WORKS	202.15
	9/23/15	70001-MANAGEMENT ER	STREETS FUND	PUBLIC WORKS	12.37
	9/23/15	70001-MANAGEMENT ER	STREETS FUND	PUBLIC WORKS	3.41
	10/02/15	70001-MANAGEMENT ER	STREETS FUND	PUBLIC WORKS	217.93
	9/23/15	PERS ER MISC PEPRA	STREETS FUND	PUBLIC WORKS	44.74
	10/02/15	PERS ER MISC PEPRA	STREETS FUND	PUBLIC WORKS	61.72
	9/23/15	GROUP 70001 - MISC (ER)	STREETS FUND	HIGHWAY USERS	206.83
	10/02/15	GROUP 70001 - MISC (ER)	STREETS FUND	HIGHWAY USERS	18.85
	9/23/15	SURVIVOR BENEFIT	CA SUPP LAW ENF. F	NON-DEPARTMENTAL	0.49
	10/02/15	SURVIVOR BENEFIT	CA SUPP LAW ENF. F	NON-DEPARTMENTAL	0.49
	9/23/15	PERS EE PD SAFETY	CA SUPP LAW ENF. F	NON-DEPARTMENTAL	281.15
	10/02/15	PERS EE PD SAFETY	CA SUPP LAW ENF. F	NON-DEPARTMENTAL	252.00
	9/23/15	GROUP 75001-POL (ER)	CA SUPP LAW ENF. F	POLICE	363.72
	10/02/15	GROUP 75001-POL (ER)	CA SUPP LAW ENF. F	POLICE	326.00
	9/23/15	SURVIVOR BENEFIT	STORMWATER FUND	NON-DEPARTMENTAL	2.30
	10/02/15	SURVIVOR BENEFIT	STORMWATER FUND	NON-DEPARTMENTAL	2.50
	9/23/15	PERS EE MISC	STORMWATER FUND	NON-DEPARTMENTAL	468.25
	10/02/15	PERS EE MISC	STORMWATER FUND	NON-DEPARTMENTAL	503.84
	9/23/15	PERS EE MISC PEPRA	STORMWATER FUND	NON-DEPARTMENTAL	17.89
	10/02/15	PERS EE MISC PEPRA	STORMWATER FUND	NON-DEPARTMENTAL	19.68
	9/23/15	GROUP 70001 - MISC (ER)	STORMWATER FUND	STORMWATER OPS	130.90
	9/23/15	GROUP 70001 - MISC (ER)	STORMWATER FUND	STORMWATER OPS	287.67
	10/02/15	GROUP 70001 - MISC (ER)	STORMWATER FUND	STORMWATER OPS	87.45
	10/02/15	GROUP 70001 - MISC (ER)	STORMWATER FUND	STORMWATER OPS	2.58
	10/02/15	GROUP 70001 - MISC (ER)	STORMWATER FUND	STORMWATER OPS	371.75
	9/23/15	70001-MANAGEMENT ER	STORMWATER FUND	STORMWATER OPS	7.17
	9/23/15	70001-MANAGEMENT ER	STORMWATER FUND	STORMWATER OPS	143.66
	10/02/15	70001-MANAGEMENT ER	STORMWATER FUND	STORMWATER OPS	4.94
	10/02/15	70001-MANAGEMENT ER	STORMWATER FUND	STORMWATER OPS	10.93

VENDOR NAME	DATE	DESCRIPTION	FUND	DEPARTMENT	AMOUNT_
	10/02/15	70001-MANAGEMENT ER	STORMWATER FUND	STORMWATER OPS	0.57
	10/02/15	70001-MANAGEMENT ER	STORMWATER FUND	STORMWATER OPS	134.44
	9/23/15	PERS ER MISC PEPRA	STORMWATER FUND	STORMWATER OPS	17.86
	10/02/15	PERS ER MISC PEPRA	STORMWATER FUND	STORMWATER OPS	19.64
	9/23/15	SURVIVOR BENEFIT	HS - MERGED HOUSIN	NON-DEPARTMENTAL	0.05
	10/02/15	SURVIVOR BENEFIT	HS - MERGED HOUSIN	NON-DEPARTMENTAL	0.05
	9/23/15	PERS EE MISC	HS - MERGED HOUSIN	NON-DEPARTMENTAL	14.98
	10/02/15	PERS EE MISC	HS - MERGED HOUSIN	NON-DEPARTMENTAL	15.00
	9/23/15	70001-MANAGEMENT ER	HS - MERGED HOUSIN	HOUSING SUCCESSOR	15.05
	9/23/15	70001-MANAGEMENT ER	HS - MERGED HOUSIN	HOUSING SUCCESSOR	0.04
	9/23/15	70001-MANAGEMENT ER	HS - MERGED HOUSIN	HOUSING SUCCESSOR	2.28
	9/23/15	70001-MANAGEMENT ER	HS - MERGED HOUSIN	HOUSING SUCCESSOR	0.34
	9/23/15	70001-MANAGEMENT ER	HS - MERGED HOUSIN	HOUSING SUCCESSOR	0.38
	9/23/15	70001-MANAGEMENT ER	HS - MERGED HOUSIN	HOUSING SUCCESSOR	0.13
	10/02/15	70001-MANAGEMENT ER	HS - MERGED HOUSIN	HOUSING SUCCESSOR	14.31
	10/02/15	70001-MANAGEMENT ER	HS - MERGED HOUSIN	HOUSING SUCCESSOR	0.34
	10/02/15	70001-MANAGEMENT ER	HS - MERGED HOUSIN	HOUSING SUCCESSOR	1.61
	10/02/15	70001-MANAGEMENT ER	HS - MERGED HOUSIN	HOUSING SUCCESSOR	1.44
	10/02/15	70001-MANAGEMENT ER	HS - MERGED HOUSIN	HOUSING SUCCESSOR	0.55
	9/23/15	SURVIVOR BENEFIT	WATER FUND	NON-DEPARTMENTAL	2.37
	10/02/15	SURVIVOR BENEFIT	WATER FUND	NON-DEPARTMENTAL	1.58
	9/23/15	PERS EE MISC	WATER FUND	NON-DEPARTMENTAL	331.65
	10/02/15	PERS EE MISC	WATER FUND	NON-DEPARTMENTAL	236.04
	9/23/15	PERS EE MISC PEPRA	WATER FUND	NON-DEPARTMENTAL	171.71
	10/02/15	PERS EE MISC PEPRA	WATER FUND	NON-DEPARTMENTAL	141.12
	9/23/15	GROUP 70001 - MISC (ER)	WATER FUND	PUBLIC WORKS	172.40
	10/02/15	GROUP 70001 - MISC (ER)	WATER FUND	PUBLIC WORKS	56.27
	9/23/15	70001-MANAGEMENT ER	WATER FUND	PUBLIC WORKS	212.73
	9/23/15	70001-MANAGEMENT ER	WATER FUND	PUBLIC WORKS	15.62
	9/23/15	70001-MANAGEMENT ER	WATER FUND	PUBLIC WORKS	2.55
	10/02/15	70001-MANAGEMENT ER	WATER FUND	PUBLIC WORKS	214.52
	10/02/15	70001-MANAGEMENT ER	WATER FUND	PUBLIC WORKS	4.85
	10/02/15	70001-MANAGEMENT ER	WATER FUND	PUBLIC WORKS	10.93
	10/02/15	70001-MANAGEMENT ER	WATER FUND	PUBLIC WORKS	0.48
	9/23/15	PERS ER MISC PEPRA	WATER FUND	PUBLIC WORKS	171.36
	10/02/15	PERS ER MISC PEPRA	WATER FUND	PUBLIC WORKS	138.44
	10/02/15	PERS ER MISC PEPRA	WATER FUND	PUBLIC WORKS	2.38
	9/23/15	SURVIVOR BENEFIT	EQUIPMT MAINT FUND	NON-DEPARTMENTAL	2.18
	10/02/15	SURVIVOR BENEFIT	EQUIPMT MAINT FUND	NON-DEPARTMENTAL	2.18
	9/23/15	PERS EE MISC	EQUIPMT MAINT FUND	NON-DEPARTMENTAL	239.14
	10/02/15	PERS EE MISC	EQUIPMT MAINT FUND	NON-DEPARTMENTAL	239.14
	9/23/15	PERS EE MISC PEPRA	EQUIPMT MAINT FUND	NON-DEPARTMENTAL	155.53
	10/02/15	PERS EE MISC PEPRA	EQUIPMT MAINT FUND	NON-DEPARTMENTAL	167.11
	9/23/15	GROUP 70001 - MISC (ER)	EQUIPMT MAINT FUND	EQUIP MAINT DIV	181.83
	10/02/15	GROUP 70001 - MISC (ER)	EQUIPMT MAINT FUND	EQUIP MAINT DIV	181.83
	9/23/15	70001-MANAGEMENT ER	EQUIPMT MAINT FUND	EQUIP MAINT DIV	101.07
	9/23/15	70001-MANAGEMENT ER	EQUIPMT MAINT FUND	EQUIP MAINT DIV	6.19
	9/23/15	70001-MANAGEMENT ER	EQUIPMT MAINT FUND	EQUIP MAINT DIV	1.70
	10/02/15	70001-MANAGEMENT ER	EQUIPMT MAINT FUND	EQUIP MAINT DIV	108.96
	9/23/15	PERS ER MISC PEPRA	EQUIPMT MAINT FUND	EQUIP MAINT DIV	155.22
	10/02/15	PERS ER MISC PEPRA	EQUIPMT MAINT FUND	EQUIP MAINT DIV	166.77
	9/23/15	SURVIVOR BENEFIT	MIS FUND	NON-DEPARTMENTAL	2.79
	10/02/15	SURVIVOR BENEFIT	MIS FUND	NON-DEPARTMENTAL	2.79
	9/23/15	PART TIME HOURLY PERS	MIS FUND	NON-DEPARTMENTAL	62.37
	10/02/15	PART TIME HOURLY PERS	MIS FUND	NON-DEPARTMENTAL	71.28
	9/23/15	PERS EE MISC	MIS FUND	NON-DEPARTMENTAL	277.33

VENDOR NAME	DATE	DESCRIPTION	FUND	DEPARTMENT	AMOUNT_
	10/02/15	PERS EE MISC	MIS FUND	NON-DEPARTMENTAL	277.33
	9/23/15	PERS EE MISC PEPRA	MIS FUND	NON-DEPARTMENTAL	27.49
	10/02/15	PERS EE MISC PEPRA	MIS FUND	NON-DEPARTMENTAL	6.87
	9/23/15	GROUP 70001 - MISC (ER)	MIS FUND	MIS DEPT	75.84
	10/02/15	GROUP 70001 - MISC (ER)	MIS FUND	MIS DEPT	86.67
	9/23/15	70001-MANAGEMENT ER	MIS FUND	MIS DEPT	337.24
	10/02/15	70001-MANAGEMENT ER	MIS FUND	MIS DEPT	337.24
	9/23/15	PERS ER MISC PEPRA	MIS FUND	MIS DEPT	27.43
	10/02/15	PERS ER MISC PEPRA	MIS FUND	MIS DEPT	6.86
	9/23/15	SURVIVOR BENEFIT	SAN. DISTRICT GEN.	NON-DEPARTMENTAL	2.66
	10/02/15	SURVIVOR BENEFIT	SAN. DISTRICT GEN.	NON-DEPARTMENTAL	2.42
	9/23/15	PERS EE MISC	SAN. DISTRICT GEN.	NON-DEPARTMENTAL	442.05
	10/02/15	PERS EE MISC	SAN. DISTRICT GEN.	NON-DEPARTMENTAL	385.99
	9/23/15	PERS EE MISC PEPRA	SAN. DISTRICT GEN.	NON-DEPARTMENTAL	129.95
	10/02/15	PERS EE MISC PEPRA	SAN. DISTRICT GEN.	NON-DEPARTMENTAL	138.92
	9/23/15	GROUP 70001 - MISC (ER)	SAN. DISTRICT GEN.	SANITATION DISTRICT	6.78
	9/23/15	GROUP 70001 - MISC (ER)	SAN. DISTRICT GEN.	SANITATION DISTRICT	282.49
	10/02/15	GROUP 70001 - MISC (ER)	SAN. DISTRICT GEN.	SANITATION DISTRICT	221.04
	9/23/15	70001-MANAGEMENT ER	SAN. DISTRICT GEN.	SANITATION DISTRICT	230.12
	9/23/15	70001-MANAGEMENT ER	SAN. DISTRICT GEN.	SANITATION DISTRICT	15.67
	9/23/15	70001-MANAGEMENT ER	SAN. DISTRICT GEN.	SANITATION DISTRICT	2.50
	10/02/15	70001-MANAGEMENT ER	SAN. DISTRICT GEN.	SANITATION DISTRICT	231.86
	10/02/15	70001-MANAGEMENT ER	SAN. DISTRICT GEN.	SANITATION DISTRICT	4.94
	10/02/15	70001-MANAGEMENT ER	SAN. DISTRICT GEN.	SANITATION DISTRICT	10.93
	10/02/15	70001-MANAGEMENT ER	SAN. DISTRICT GEN.	SANITATION DISTRICT	0.57
	9/23/15	PERS ER MISC PEPRA	SAN. DISTRICT GEN.	SANITATION DISTRICT	13.08
	9/23/15	PERS ER MISC PEPRA	SAN. DISTRICT GEN.	SANITATION DISTRICT	116.59
	10/02/15	PERS ER MISC PEPRA	SAN. DISTRICT GEN.	SANITATION DISTRICT	13.85
	10/02/15	PERS ER MISC PEPRA	SAN. DISTRICT GEN.	SANITATION DISTRICT	124.80
	9/23/15	SURVIVOR BENEFIT	SA FORT ORD CAPITA	NON-DEPARTMENTAL	0.15
	10/02/15	SURVIVOR BENEFIT	SA FORT ORD CAPITA	NON-DEPARTMENTAL	0.15
	9/23/15	PERS EE MISC	SA FORT ORD CAPITA	NON-DEPARTMENTAL	47.81
	10/02/15	PERS EE MISC	SA FORT ORD CAPITA	NON-DEPARTMENTAL	47.81
	9/23/15	70001-MANAGEMENT ER	SA FORT ORD CAPITA	FORT ORD SUCCESSOR AGE	48.16
	9/23/15	70001-MANAGEMENT ER	SA FORT ORD CAPITA	FORT ORD SUCCESSOR AGE	0.17
	9/23/15	70001-MANAGEMENT ER	SA FORT ORD CAPITA	FORT ORD SUCCESSOR AGE	7.27
	9/23/15	70001-MANAGEMENT ER	SA FORT ORD CAPITA	FORT ORD SUCCESSOR AGE	1.01
	9/23/15	70001-MANAGEMENT ER	SA FORT ORD CAPITA	FORT ORD SUCCESSOR AGE	1.18
	9/23/15	70001-MANAGEMENT ER	SA FORT ORD CAPITA	FORT ORD SUCCESSOR AGE	0.34
	10/02/15	70001-MANAGEMENT ER	SA FORT ORD CAPITA	FORT ORD SUCCESSOR AGE	45.80
	10/02/15	70001-MANAGEMENT ER	SA FORT ORD CAPITA	FORT ORD SUCCESSOR AGE	1.01
	10/02/15	70001-MANAGEMENT ER	SA FORT ORD CAPITA	FORT ORD SUCCESSOR AGE	5.07
	10/02/15	70001-MANAGEMENT ER	SA FORT ORD CAPITA	FORT ORD SUCCESSOR AGE	4.56
	10/02/15	70001-MANAGEMENT ER	SA FORT ORD CAPITA	FORT ORD SUCCESSOR AGE	1.69
	9/23/15	SURVIVOR BENEFIT	SA FT ORD - LMIHF	NON-DEPARTMENTAL	0.02
	10/02/15	SURVIVOR BENEFIT	SA FT ORD - LMIHF	NON-DEPARTMENTAL	0.02
	9/23/15	PERS EE MISC	SA FT ORD - LMIHF	NON-DEPARTMENTAL	6.03
	10/02/15	PERS EE MISC	SA FT ORD - LMIHF	NON-DEPARTMENTAL	5.99
	9/23/15	70001-MANAGEMENT ER	SA FT ORD - LMIHF	FORT ORD SUCCESSOR AGE	6.02
	9/23/15	70001-MANAGEMENT ER	SA FT ORD - LMIHF	FORT ORD SUCCESSOR AGE	0.04
	9/23/15	70001-MANAGEMENT ER	SA FT ORD - LMIHF	FORT ORD SUCCESSOR AGE	0.93
	9/23/15	70001-MANAGEMENT ER	SA FT ORD - LMIHF	FORT ORD SUCCESSOR AGE	0.13
	9/23/15	70001-MANAGEMENT ER	SA FT ORD - LMIHF	FORT ORD SUCCESSOR AGE	0.17
	9/23/15	70001-MANAGEMENT ER	SA FT ORD - LMIHF	FORT ORD SUCCESSOR AGE	0.04
	10/02/15	70001-MANAGEMENT ER	SA FT ORD - LMIHF	FORT ORD SUCCESSOR AGE	5.73
	10/02/15	70001-MANAGEMENT ER	SA FT ORD - LMIHF	FORT ORD SUCCESSOR AGE	0.13

VENDOR NAME	DATE	DESCRIPTION	FUND	DEPARTMENT	AMOUNT_
	10/02/15	70001-MANAGEMENT ER	SA FT ORD - LMIHF	FORT ORD SUCCESSOR AGE	0.64
	10/02/15	70001-MANAGEMENT ER	SA FT ORD - LMIHF	FORT ORD SUCCESSOR AGE	0.59
	10/02/15	70001-MANAGEMENT ER	SA FT ORD - LMIHF	FORT ORD SUCCESSOR AGE	0.21
	9/23/15	SURVIVOR BENEFIT	SA MERGED CAPITAL	NON-DEPARTMENTAL	0.41
	10/02/15	SURVIVOR BENEFIT	SA MERGED CAPITAL	NON-DEPARTMENTAL	0.33
	9/23/15	PERS EE MISC	SA MERGED CAPITAL	NON-DEPARTMENTAL	89.74
	10/02/15	PERS EE MISC	SA MERGED CAPITAL	NON-DEPARTMENTAL	74.52
	9/23/15	GROUP 70001 - MISC (ER)	SA MERGED CAPITAL	MERGED SUCCESSOR AGENC	54.93
	10/02/15	GROUP 70001 - MISC (ER)	SA MERGED CAPITAL	MERGED SUCCESSOR AGENC	36.28
	9/23/15	70001-MANAGEMENT ER	SA MERGED CAPITAL	MERGED SUCCESSOR AGENC	45.16
	9/23/15	70001-MANAGEMENT ER	SA MERGED CAPITAL	MERGED SUCCESSOR AGENC	0.08
	9/23/15	70001-MANAGEMENT ER	SA MERGED CAPITAL	MERGED SUCCESSOR AGENC	6.72
	9/23/15	70001-MANAGEMENT ER	SA MERGED CAPITAL	MERGED SUCCESSOR AGENC	0.93
	9/23/15	70001-MANAGEMENT ER	SA MERGED CAPITAL	MERGED SUCCESSOR AGENC	1.01
	9/23/15	70001-MANAGEMENT ER	SA MERGED CAPITAL	MERGED SUCCESSOR AGENC	0.29
	10/02/15	70001-MANAGEMENT ER	SA MERGED CAPITAL	MERGED SUCCESSOR AGENC	42.94
	10/02/15	70001-MANAGEMENT ER	SA MERGED CAPITAL	MERGED SUCCESSOR AGENC	0.93
	10/02/15	70001-MANAGEMENT ER	SA MERGED CAPITAL	MERGED SUCCESSOR AGENC	4.73
	10/02/15	70001-MANAGEMENT ER	SA MERGED CAPITAL	MERGED SUCCESSOR AGENC	4.18
	10/02/15	70001-MANAGEMENT ER	SA MERGED CAPITAL	MERGED SUCCESSOR AGENC	1.56
	9/23/15	SURVIVOR BENEFIT	SA MERGED - LMIHF	NON-DEPARTMENTAL	0.04
	10/02/15	SURVIVOR BENEFIT	SA MERGED - LMIHF	NON-DEPARTMENTAL	0.02
	9/23/15	PERS EE MISC	SA MERGED - LMIHF	NON-DEPARTMENTAL	8.87
	10/02/15	PERS EE MISC	SA MERGED - LMIHF	NON-DEPARTMENTAL	5.99
	9/23/15	GROUP 70001 - MISC (ER)	SA MERGED - LMIHF	MERGED SUCCESSOR AGENC	3.43
	9/23/15	70001-MANAGEMENT ER	SA MERGED - LMIHF	MERGED SUCCESSOR AGENC	6.02
	9/23/15	70001-MANAGEMENT ER	SA MERGED - LMIHF	MERGED SUCCESSOR AGENC	0.04
	9/23/15	70001-MANAGEMENT ER	SA MERGED - LMIHF	MERGED SUCCESSOR AGENC	0.93
	9/23/15	70001-MANAGEMENT ER	SA MERGED - LMIHF	MERGED SUCCESSOR AGENC	0.13
	9/23/15	70001-MANAGEMENT ER	SA MERGED - LMIHF	MERGED SUCCESSOR AGENC	0.17
	9/23/15	70001-MANAGEMENT ER	SA MERGED - LMIHF	MERGED SUCCESSOR AGENC	0.04
	10/02/15	70001-MANAGEMENT ER	SA MERGED - LMIHF	MERGED SUCCESSOR AGENC	5.73
	10/02/15	70001-MANAGEMENT ER	SA MERGED - LMIHF	MERGED SUCCESSOR AGENC	0.13
	10/02/15	70001-MANAGEMENT ER	SA MERGED - LMIHF	MERGED SUCCESSOR AGENC	0.64
	10/02/15	70001-MANAGEMENT ER	SA MERGED - LMIHF	MERGED SUCCESSOR AGENC	0.59
	10/02/15	70001-MANAGEMENT ER	SA MERGED - LMIHF	MERGED SUCCESSOR AGENC	0.19_
				TOTAL:	195,658.07
PURCHASE POWER	9/23/15	POSTAGE	GENERAL FUND	FINANCE DEPARTMENT	1,000.00_
				TOTAL:	1,000.00
PURE H20 INC.	9/30/15	MONTHLY WATER LEASE	GENERAL FUND	POLICE DEPARTMENT	65.09_
				TOTAL:	65.09
RABOBANK, N.A.	10/02/15	FIT PAYABLE	GENERAL FUND	NON-DEPARTMENTAL	52,426.88
	10/02/15	MEDICARE PAYABLE	GENERAL FUND	NON-DEPARTMENTAL	6,173.14
	10/02/15	MEDICARE PAYABLE	GENERAL FUND	NON-DEPARTMENTAL	8.27
	10/02/15	MEDICARE PAYABLE	GENERAL FUND	CITY COUNCIL	36.72
	10/02/15	MEDICARE PAYABLE	GENERAL FUND	CITY MANAGER	146.79
	10/02/15	MEDICARE PAYABLE	GENERAL FUND	CITY MANAGER	51.98
	10/02/15	MEDICARE PAYABLE	GENERAL FUND	CITY MANAGER	106.47
	10/02/15	MEDICARE PAYABLE	GENERAL FUND	CITY MANAGER	38.94
	10/02/15	MEDICARE PAYABLE	GENERAL FUND	CITY ATTORNEY	63.24
	10/02/15	MEDICARE PAYABLE	GENERAL FUND	FINANCE DEPARTMENT	259.52
	10/02/15	MEDICARE PAYABLE	GENERAL FUND	POLICE DEPARTMENT	469.58
	10/02/15	MEDICARE PAYABLE	GENERAL FUND	POLICE DEPARTMENT	1,713.92

VENDOR NAME	DATE	DESCRIPTION	FUND	DEPARTMENT	AMOUNT_
	10/02/15	MEDICARE PAYABLE	GENERAL FUND	POLICE DEPARTMENT	257.87
	10/02/15	MEDICARE PAYABLE	GENERAL FUND	POLICE DEPARTMENT	37.20
	10/02/15	MEDICARE PAYABLE	GENERAL FUND	POLICE DEPARTMENT	32.43
	10/02/15	MEDICARE PAYABLE	GENERAL FUND	FIRE DEPARTMENT	105.24
	10/02/15	MEDICARE PAYABLE	GENERAL FUND	FIRE DEPARTMENT	1,446.42
	10/02/15	MEDICARE PAYABLE	GENERAL FUND	FIRE DEPARTMENT	52.39
	10/02/15	MEDICARE PAYABLE	GENERAL FUND	FIRE DEPARTMENT	43.77
	10/02/15	MEDICARE PAYABLE	GENERAL FUND	RESOURCE MANAGEMENT	59.37
	10/02/15	MEDICARE PAYABLE	GENERAL FUND	BUILDING DIV	13.98
	10/02/15	MEDICARE PAYABLE	GENERAL FUND	PLANNING DIV	99.30
	10/02/15	MEDICARE PAYABLE	GENERAL FUND	PLANNING DIV	0.29
	10/02/15	MEDICARE PAYABLE	GENERAL FUND	PLANNING DIV	5.41
	10/02/15	MEDICARE PAYABLE	GENERAL FUND	PLANNING DIV	7.90
	10/02/15	MEDICARE PAYABLE	GENERAL FUND	PLANNING DIV	0.48
	10/02/15	MEDICARE PAYABLE	GENERAL FUND	ECONOMIC DEVELOPMENT	47.38
	10/02/15	MEDICARE PAYABLE	GENERAL FUND	ECONOMIC DEVELOPMENT	0.29
	10/02/15	MEDICARE PAYABLE	GENERAL FUND	ECONOMIC DEVELOPMENT	1.45
	10/02/15	MEDICARE PAYABLE	GENERAL FUND	ECONOMIC DEVELOPMENT	1.31
	10/02/15	MEDICARE PAYABLE	GENERAL FUND	ECONOMIC DEVELOPMENT	0.48
	10/02/15	MEDICARE PAYABLE	GENERAL FUND	GOVERNMENT BLDGS DIV	170.57
	10/02/15	MEDICARE PAYABLE	GENERAL FUND	GOVERNMENT BLDGS DIV	1.13
	10/02/15	MEDICARE PAYABLE	GENERAL FUND	PARKS DIV	28.88
	10/02/15	MEDICARE PAYABLE	GENERAL FUND	PARKS DIV	89.14
	10/02/15	MEDICARE PAYABLE	GENERAL FUND	PARKS DIV	11.42
	10/02/15	MEDICARE PAYABLE	GENERAL FUND	PARKS DIV	42.34
	10/02/15	MEDICARE PAYABLE	GENERAL FUND	PARKS DIV	19.32
	10/02/15	MEDICARE PAYABLE	GENERAL FUND	ENGINEERING DIV	54.24
	10/02/15	MEDICARE PAYABLE	GENERAL FUND	ENGINEERING DIV	2.92
	10/02/15	MEDICARE PAYABLE	GENERAL FUND	ENGINEERING DIV	6.08
	10/02/15	MEDICARE PAYABLE	GENERAL FUND	ENGINEERING DIV	4.95
	10/02/15	MEDICARE PAYABLE	GENERAL FUND	ENGINEERING DIV	0.84
	10/02/15	MEDICARE PAYABLE	GENERAL FUND	ENGINEERING DIV	1.86
	10/02/15	MEDICARE PAYABLE	GENERAL FUND	ENGINEERING DIV	2.58
	10/02/15	MEDICARE PAYABLE	GENERAL FUND	ENGINEERING DIV	6.24
	10/02/15	MEDICARE PAYABLE	GENERAL FUND	ENGINEERING DIV	5.26
	10/02/15	MEDICARE PAYABLE	GENERAL FUND	ENGINEERING DIV	1.24
	10/02/15	MEDICARE PAYABLE	GENERAL FUND	ENGINEERING DIV	4.46
	10/02/15	MEDICARE PAYABLE	GENERAL FUND	ENGINEERING DIV	6.33
	10/02/15	MEDICARE PAYABLE	GENERAL FUND	ENGINEERING DIV	3.22
	10/02/15	MEDICARE PAYABLE	GENERAL FUND	ENGINEERING DIV	9.40
	10/02/15	MEDICARE PAYABLE	GENERAL FUND	RECREATION	146.24
	10/02/15	MEDICARE PAYABLE	GENERAL FUND	COMMUNITY CTR DIV.	32.29
	10/02/15	MEDICARE PAYABLE	GENERAL FUND	YOUTH & EDUCATION CTR	33.00
	10/02/15	MEDICARE PAYABLE	GENERAL FUND	YOUTH & EDUCATION CTR	41.67
	10/02/15	MEDICARE PAYABLE	GENERAL FUND	YOUTH & EDUCATION CTR	32.76
	10/02/15	MEDICARE PAYABLE	GENERAL FUND	YOUTH & EDUCATION CTR	52.55
	10/02/15	MEDICARE PAYABLE	GENERAL FUND	YOUTH & EDUCATION CTR	8.27
	10/02/15	MEDICARE PAYABLE	GENERAL FUND	SWIM CTR DIV.	232.19
	10/02/15	MEDICARE PAYABLE	GENERAL FUND	SR. SERVICES DIV.	29.92
	10/02/15	FIT PAYABLE	LAGUNA GRANDE PKG	NON-DEPARTMENTAL	22.94
	10/02/15	MEDICARE PAYABLE	LAGUNA GRANDE PKG	NON-DEPARTMENTAL	3.96
	10/02/15	MEDICARE PAYABLE	LAGUNA GRANDE PKG	SEASIDE PKG AUTHORITY	3.96
	10/02/15	FIT PAYABLE	POMA & DMDC FUND	NON-DEPARTMENTAL	627.72
	10/02/15	MEDICARE PAYABLE	POMA & DMDC FUND	NON-DEPARTMENTAL	95.74
	10/02/15	MEDICARE PAYABLE	POMA & DMDC FUND	POMA/DMDC	7.35
	10/02/15	MEDICARE PAYABLE	POMA & DMDC FUND	POMA/DMDC	49.89

VENDOR NAME	DATE	DESCRIPTION	FUND	DEPARTMENT	AMOUNT_
	10/02/15	MEDICARE PAYABLE	POMA & DMDC FUND	POMA/DMDC	38.51
	10/02/15	FIT PAYABLE	CDBG FUND	NON-DEPARTMENTAL	156.52
	10/02/15	MEDICARE PAYABLE	CDBG FUND	NON-DEPARTMENTAL	14.22
	10/02/15	MEDICARE PAYABLE	CDBG FUND	COMM. DEV. BLOCK GRANT	14.22
	10/02/15	FIT PAYABLE	STREETS FUND	NON-DEPARTMENTAL	644.26
	10/02/15	MEDICARE PAYABLE	STREETS FUND	NON-DEPARTMENTAL	111.53
	10/02/15	MEDICARE PAYABLE	STREETS FUND	PUBLIC WORKS	109.13
	10/02/15	MEDICARE PAYABLE	STREETS FUND	HIGHWAY USERS	2.40
	10/02/15	MEDICARE PAYABLE	CA SUPP LAW ENF. F	NON-DEPARTMENTAL	1.02
	10/02/15	MEDICARE PAYABLE	CA SUPP LAW ENF. F	POLICE	1.02
	10/02/15	FIT PAYABLE	STORMWATER FUND	NON-DEPARTMENTAL	694.27
	10/02/15	MEDICARE PAYABLE	STORMWATER FUND	NON-DEPARTMENTAL	106.48
	10/02/15	MEDICARE PAYABLE	STORMWATER FUND	STORMWATER OPS	16.59
	10/02/15	MEDICARE PAYABLE	STORMWATER FUND	STORMWATER OPS	0.84
	10/02/15	MEDICARE PAYABLE	STORMWATER FUND	STORMWATER OPS	1.86
	10/02/15	MEDICARE PAYABLE	STORMWATER FUND	STORMWATER OPS	0.10
	10/02/15	MEDICARE PAYABLE	STORMWATER FUND	STORMWATER OPS	0.75
	10/02/15	MEDICARE PAYABLE	STORMWATER FUND	STORMWATER OPS	86.35
	10/02/15	FIT PAYABLE	HS - MERGED HOUSIN	NON-DEPARTMENTAL	14.65
	10/02/15	MEDICARE PAYABLE	HS - MERGED HOUSIN	NON-DEPARTMENTAL	2.79
	10/02/15	MEDICARE PAYABLE	HS - MERGED HOUSIN	HOUSING SUCCESSOR	2.19
	10/02/15	MEDICARE PAYABLE	HS - MERGED HOUSIN	HOUSING SUCCESSOR	0.05
	10/02/15	MEDICARE PAYABLE	HS - MERGED HOUSIN	HOUSING SUCCESSOR	0.25
	10/02/15	MEDICARE PAYABLE	HS - MERGED HOUSIN	HOUSING SUCCESSOR	0.22
	10/02/15	MEDICARE PAYABLE	HS - MERGED HOUSIN	HOUSING SUCCESSOR	0.08
	10/02/15	FIT PAYABLE	WATER FUND	NON-DEPARTMENTAL	1,000.65
	10/02/15	MEDICARE PAYABLE	WATER FUND	NON-DEPARTMENTAL	87.71
	10/02/15	MEDICARE PAYABLE	WATER FUND	PUBLIC WORKS	26.30
	10/02/15	MEDICARE PAYABLE	WATER FUND	PUBLIC WORKS	0.83
	10/02/15	MEDICARE PAYABLE	WATER FUND	PUBLIC WORKS	1.86
	10/02/15	MEDICARE PAYABLE	WATER FUND	PUBLIC WORKS	0.08
	10/02/15	MEDICARE PAYABLE	WATER FUND	PUBLIC WORKS	57.70
	10/02/15	MEDICARE PAYABLE	WATER FUND	PUBLIC WORKS	0.91
	10/02/15	FIT PAYABLE	EQUIPMT MAINT FUND	NON-DEPARTMENTAL	485.77
	10/02/15	MEDICARE PAYABLE	EQUIPMT MAINT FUND	NON-DEPARTMENTAL	74.39
	10/02/15	MEDICARE PAYABLE	EQUIPMT MAINT FUND	EQUIP MAINT DIV	13.04
	10/02/15	MEDICARE PAYABLE	EQUIPMT MAINT FUND	EQUIP MAINT DIV	61.35
	10/02/15	FIT PAYABLE	MIS FUND	NON-DEPARTMENTAL	283.35
	10/02/15	MEDICARE PAYABLE	MIS FUND	NON-DEPARTMENTAL	73.44
	10/02/15	MEDICARE PAYABLE	MIS FUND	MIS DEPT	73.44
	10/02/15	FIT PAYABLE	SAN. DISTRICT GEN.	NON-DEPARTMENTAL	861.97
	10/02/15	MEDICARE PAYABLE	SAN. DISTRICT GEN.	NON-DEPARTMENTAL	98.22
	10/02/15	MEDICARE PAYABLE	SAN. DISTRICT GEN.	SANITATION DISTRICT	32.29
	10/02/15	MEDICARE PAYABLE	SAN. DISTRICT GEN.	SANITATION DISTRICT	0.84
	10/02/15	MEDICARE PAYABLE	SAN. DISTRICT GEN.	SANITATION DISTRICT	1.86
	10/02/15	MEDICARE PAYABLE	SAN. DISTRICT GEN.	SANITATION DISTRICT	0.10
	10/02/15	MEDICARE PAYABLE	SAN. DISTRICT GEN.	SANITATION DISTRICT	63.11
	10/02/15	FIT PAYABLE	SA FORT ORD CAPITA	NON-DEPARTMENTAL	46.68
	10/02/15	MEDICARE PAYABLE	SA FORT ORD CAPITA	NON-DEPARTMENTAL	8.88
	10/02/15	MEDICARE PAYABLE	SA FORT ORD CAPITA	FORT ORD SUCCESSOR AGE	7.00
	10/02/15	MEDICARE PAYABLE	SA FORT ORD CAPITA	FORT ORD SUCCESSOR AGE	0.15
	10/02/15	MEDICARE PAYABLE	SA FORT ORD CAPITA	FORT ORD SUCCESSOR AGE	0.77
	10/02/15	MEDICARE PAYABLE	SA FORT ORD CAPITA	FORT ORD SUCCESSOR AGE	0.70
	10/02/15	MEDICARE PAYABLE	SA FORT ORD CAPITA	FORT ORD SUCCESSOR AGE	0.26
	10/02/15	FIT PAYABLE	SA FT ORD - LMIHF	NON-DEPARTMENTAL	5.85
	10/02/15	MEDICARE PAYABLE	SA FT ORD - LMIHF	NON-DEPARTMENTAL	1.11

VENDOR NAME	DATE	DESCRIPTION	FUND	DEPARTMENT	AMOUNT_
	10/02/15	MEDICARE PAYABLE	SA FT ORD - LMIHF	FORT ORD SUCCESSOR AGE	0.87
	10/02/15	MEDICARE PAYABLE	SA FT ORD - LMIHF	FORT ORD SUCCESSOR AGE	0.02
	10/02/15	MEDICARE PAYABLE	SA FT ORD - LMIHF	FORT ORD SUCCESSOR AGE	0.10
	10/02/15	MEDICARE PAYABLE	SA FT ORD - LMIHF	FORT ORD SUCCESSOR AGE	0.09
	10/02/15	MEDICARE PAYABLE	SA FT ORD - LMIHF	FORT ORD SUCCESSOR AGE	0.03
	10/02/15	FIT PAYABLE	SA MERGED CAPITAL	NON-DEPARTMENTAL	77.40
	10/02/15	MEDICARE PAYABLE	SA MERGED CAPITAL	NON-DEPARTMENTAL	13.11
	10/02/15	MEDICARE PAYABLE	SA MERGED CAPITAL	MERGED SUCCESSOR AGENC	11.37
	10/02/15	MEDICARE PAYABLE	SA MERGED CAPITAL	MERGED SUCCESSOR AGENC	0.14
	10/02/15	MEDICARE PAYABLE	SA MERGED CAPITAL	MERGED SUCCESSOR AGENC	0.72
	10/02/15	MEDICARE PAYABLE	SA MERGED CAPITAL	MERGED SUCCESSOR AGENC	0.64
	10/02/15	MEDICARE PAYABLE	SA MERGED CAPITAL	MERGED SUCCESSOR AGENC	0.24
	10/02/15	FIT PAYABLE	SA MERGED - LMIHF	NON-DEPARTMENTAL	5.85
	10/02/15	MEDICARE PAYABLE	SA MERGED - LMIHF	NON-DEPARTMENTAL	1.11
	10/02/15	MEDICARE PAYABLE	SA MERGED - LMIHF	MERGED SUCCESSOR AGENC	0.87
	10/02/15	MEDICARE PAYABLE	SA MERGED - LMIHF	MERGED SUCCESSOR AGENC	0.02
	10/02/15	MEDICARE PAYABLE	SA MERGED - LMIHF	MERGED SUCCESSOR AGENC	0.10
	10/02/15	MEDICARE PAYABLE	SA MERGED - LMIHF	MERGED SUCCESSOR AGENC	0.09
	10/02/15	MEDICARE PAYABLE	SA MERGED - LMIHF	MERGED SUCCESSOR AGENC	0.04_
				TOTAL:	71,105.00
RAUL LOZANO	9/23/15	BUSINESS CARDS 6/2015	GENERAL FUND	POLICE DEPARTMENT	144.05
	9/23/15	BUSINESS CARDS 6/2015	GENERAL FUND	BUILDING DIV	193.35_
				TOTAL:	337.40
RED WING SHOES	9/23/15	SAFETY SHOES 8/2015	POMA & DMDC FUND	POMA/DMDC	180.04
	9/23/15	SAFETY SHOES 8/2015	WATER FUND	PUBLIC WORKS	200.00
	9/23/15	SAFETY SHOES 8/2015	EQUIPMT MAINT FUND	EQUIP MAINT DIV	161.57_
				TOTAL:	541.61
RENTAL DEPOT	9/30/15	LIFT KNUCKLE	GENERAL FUND	GOVERNMENT BLDGS DIV	1,409.00_
				TOTAL:	1,409.00
RICHARDS, WATSON & GERSHON	9/23/15	INVOICE #203240	GENERAL FUND	CITY ATTORNEY	30,133.39
	9/23/15	WEST BROADWAY THRU6/30/15	WBUV INFRASTRUCTUR	INVALID DEPARTMENT	4,137.24_
				TOTAL:	34,270.63
ROBERT TUTTLE	9/23/15	REFUND - PARK	GENERAL FUND	NON-DEPARTMENTAL	112.50_
				TOTAL:	112.50
SAME DAY SHRED	9/23/15	SHREDDING SERVICES	GENERAL FUND	CITY MANAGER	32.50
	9/23/15	SHREDDING SERVICES	GENERAL FUND	FINANCE DEPARTMENT	32.50_
				TOTAL:	65.00
SARA KALE	9/30/15	CONSUMABLES	SENIOR PROGRAMS	INVALID DEPARTMENT	11.92_
				TOTAL:	11.92
SCOTT BROWN	9/23/15	ART & HISTORY	GENERAL FUND	BOARDS & COMMISSIONS	75.00
	9/23/15	SENIORS - CANDLELIGHT	SENIOR PROGRAMS	INVALID DEPARTMENT	65.00_
				TOTAL:	140.00
SEASIDE EMPLOYEES ASSN	9/24/15	DUES	GENERAL FUND	NON-DEPARTMENTAL	17.97
	10/02/15	DUES	GENERAL FUND	NON-DEPARTMENTAL	20.77
	9/24/15	DUES	LAGUNA GRANDE PKG	NON-DEPARTMENTAL	0.21
	10/02/15	DUES	LAGUNA GRANDE PKG	NON-DEPARTMENTAL	0.25
	9/24/15	DUES	POMA & DMDC FUND	NON-DEPARTMENTAL	3.23

VENDOR NAME	DATE	DESCRIPTION	FUND	DEPARTMENT	AMOUNT_
	10/02/15	DUES	POMA & DMDC FUND	NON-DEPARTMENTAL	3.00
	9/24/15	DUES	STREETS FUND	NON-DEPARTMENTAL	5.18
	10/02/15	DUES	STREETS FUND	NON-DEPARTMENTAL	4.11
	9/24/15	DUES	STORMWATER FUND	NON-DEPARTMENTAL	2.98
	10/02/15	DUES	STORMWATER FUND	NON-DEPARTMENTAL	3.30
	9/24/15	DUES	WATER FUND	NON-DEPARTMENTAL	2.87
	10/02/15	DUES	WATER FUND	NON-DEPARTMENTAL	1.59
	9/24/15	DUES	EQUIPMT MAINT FUND	NON-DEPARTMENTAL	3.00
	10/02/15	DUES	EQUIPMT MAINT FUND	NON-DEPARTMENTAL	3.00
	9/24/15	DUES	SAN. DISTRICT GEN.	NON-DEPARTMENTAL	3.07
	10/02/15	DUES	SAN. DISTRICT GEN.	NON-DEPARTMENTAL	2.66
	9/24/15	DUES	SA MERGED CAPITAL	NON-DEPARTMENTAL	0.46
	10/02/15	DUES	SA MERGED CAPITAL	NON-DEPARTMENTAL	0.32
	9/24/15	DUES	SA MERGED - LMIHF	NON-DEPARTMENTAL	0.03_
				TOTAL:	78.00
SEASIDE MANAGEMENT ASSN	9/24/15	DUES	GENERAL FUND	NON-DEPARTMENTAL	51.85
	10/02/15	DUES	GENERAL FUND	NON-DEPARTMENTAL	52.09
	9/24/15	DUES	POMA & DMDC FUND	NON-DEPARTMENTAL	3.65
	10/02/15	DUES	POMA & DMDC FUND	NON-DEPARTMENTAL	3.41
	9/24/15	DUES	STREETS FUND	NON-DEPARTMENTAL	2.75
	10/02/15	DUES	STREETS FUND	NON-DEPARTMENTAL	2.75
	9/24/15	DUES	STORMWATER FUND	NON-DEPARTMENTAL	2.25
	10/02/15	DUES	STORMWATER FUND	NON-DEPARTMENTAL	2.25
	9/24/15	DUES	HS - MERGED HOUSIN	NON-DEPARTMENTAL	0.25
	10/02/15	DUES	HS - MERGED HOUSIN	NON-DEPARTMENTAL	0.25
	9/24/15	DUES	WATER FUND	NON-DEPARTMENTAL	2.75
	10/02/15	DUES	WATER FUND	NON-DEPARTMENTAL	2.75
	9/24/15	DUES	EQUIPMT MAINT FUND	NON-DEPARTMENTAL	1.50
	10/02/15	DUES	EQUIPMT MAINT FUND	NON-DEPARTMENTAL	1.50
	9/24/15	DUES	SAN. DISTRICT GEN.	NON-DEPARTMENTAL	3.25
	10/02/15	DUES	SAN. DISTRICT GEN.	NON-DEPARTMENTAL	3.25
	9/24/15	DUES	SA FORT ORD CAPITA	NON-DEPARTMENTAL	0.80
	10/02/15	DUES	SA FORT ORD CAPITA	NON-DEPARTMENTAL	0.80
	9/24/15	DUES	SA FT ORD - LMIHF	NON-DEPARTMENTAL	0.10
	10/02/15	DUES	SA FT ORD - LMIHF	NON-DEPARTMENTAL	0.10
	9/24/15	DUES	SA MERGED CAPITAL	NON-DEPARTMENTAL	0.75
	10/02/15	DUES	SA MERGED CAPITAL	NON-DEPARTMENTAL	0.75
	9/24/15	DUES	SA MERGED - LMIHF	NON-DEPARTMENTAL	0.10
	10/02/15	DUES	SA MERGED - LMIHF	NON-DEPARTMENTAL	0.10_
				TOTAL:	140.00
SEASIDE POLICE	9/24/15	DUES	GENERAL FUND	NON-DEPARTMENTAL	1,950.85
	10/02/15	DUES	GENERAL FUND	NON-DEPARTMENTAL	1,950.85
	9/24/15	DUES	CA SUPP LAW ENF. F	NON-DEPARTMENTAL	29.15
	10/02/15	DUES	CA SUPP LAW ENF. F	NON-DEPARTMENTAL	29.15_
				TOTAL:	3,960.00
SEASIDE PUBLIC SAFETY	9/24/15	DUES	GENERAL FUND	NON-DEPARTMENTAL	105.00
	10/02/15	DUES	GENERAL FUND	NON-DEPARTMENTAL	105.00_
				TOTAL:	210.00
SHANTE MITCHELL	9/23/15	PARK DEPOSIT REFUND	GENERAL FUND	NON-DEPARTMENTAL	65.00_
				TOTAL:	65.00
SHIRLEY K. TOFTE	10/01/15	CASE NO.	GENERAL FUND	NON-DEPARTMENTAL	1,840.00

VENDOR NAME	DATE	DESCRIPTION	FUND	DEPARTMENT	AMOUNT
				TOTAL:	1,840.00
SIGN WORKS	9/23/15	ALUMINUM SIGN-DIG DECALS	STREETS FUND	PUBLIC WORKS	227.03
				TOTAL:	227.03
SILKSCREEN EXPRESS	9/23/15	BIRTHDAY	GENERAL FUND	COMMUNITY CTR DIV.	1,800.31
	9/23/15	BIRTHDAY	GENERAL FUND	COMMUNITY CTR DIV.	987.63
				TOTAL:	2,787.94
SMART & FINAL	9/30/15	CONSUMABLES	SENIOR PROGRAMS	INVALID DEPARTMENT	91.40
				TOTAL:	91.40
SOUTH BAY PUBLIC SAFETY TRAINING CONSO	9/23/15	COURSE REG	GENERAL FUND	POLICE DEPARTMENT	70.00
				TOTAL:	70.00
STAPLES ADVANTAGE	9/23/15	INVOICE #3275807389	GENERAL FUND	CITY COUNCIL	138.72
	9/30/15	MISC SUPPLIES	GENERAL FUND	CITY MANAGER	40.28
	9/30/15	MISC SUPPLIES	GENERAL FUND	CITY MANAGER	11.28
	9/30/15	MISC SUPPLIES	GENERAL FUND	FINANCE DEPARTMENT	236.72
	9/30/15	MISC SUPPLIES	GENERAL FUND	FINANCE DEPARTMENT	55.77
	9/30/15	3 HONEYWELL TWR FANS	GENERAL FUND	POLICE DEPARTMENT	197.57
	9/30/15	ENVELOPES, STICKIES ETC	GENERAL FUND	POLICE DEPARTMENT	199.70
	9/23/15	CODE ENF SHELF OUT CARDS	GENERAL FUND	BUILDING DIV	49.50
	9/23/15	NIPC BROCHURE PAPER	GENERAL FUND	BUILDING DIV	10.00
	9/23/15	OFFICE SUPPLIES	GENERAL FUND	RECREATION	137.11
	9/23/15	OFFICE SUPPLIES	GENERAL FUND	RECREATION	39.47
	9/23/15	OFFICE SUPPLIES	GENERAL FUND	RECREATION	64.98
	9/23/15	OFFICE SUPPLIES	GENERAL FUND	RECREATION	124.83
	9/23/15	OFFICE SUPPLIES	GENERAL FUND	RECREATION	54.88
	9/23/15	OFFICE SUPPLIES	GENERAL FUND	RECREATION	29.68
	9/23/15	OFFICE SUPPLIES	GENERAL FUND	RECREATION	839.26
	9/23/15	OFFICE SUPPLIES	GENERAL FUND	COMMUNITY CTR DIV.	19.57
	9/23/15	OFFICE SUPPLIES	GENERAL FUND	COMMUNITY CTR DIV.	301.81
				TOTAL:	2,551.13
STATE OF CALIFORNIA	10/02/15	SIT PAYABLE	GENERAL FUND	NON-DEPARTMENTAL	17,387.92
	10/02/15	SIT PAYABLE	LAGUNA GRANDE PKG	NON-DEPARTMENTAL	4.71
	10/02/15	SIT PAYABLE	POMA & DMDC FUND	NON-DEPARTMENTAL	170.16
	10/02/15	SIT PAYABLE	CDBG FUND	NON-DEPARTMENTAL	45.77
	10/02/15	SIT PAYABLE	STREETS FUND	NON-DEPARTMENTAL	181.16
	10/02/15	SIT PAYABLE	STORMWATER FUND	NON-DEPARTMENTAL	201.48
	10/02/15	SIT PAYABLE	HS - MERGED HOUSIN	NON-DEPARTMENTAL	4.67
	10/02/15	SIT PAYABLE	WATER FUND	NON-DEPARTMENTAL	334.35
	10/02/15	SIT PAYABLE	EQUIPMT MAINT FUND	NON-DEPARTMENTAL	113.78
	10/02/15	SIT PAYABLE	MIS FUND	NON-DEPARTMENTAL	133.77
	10/02/15	SIT PAYABLE	SAN. DISTRICT GEN.	NON-DEPARTMENTAL	249.47
	10/02/15	SIT PAYABLE	SA FORT ORD CAPITA	NON-DEPARTMENTAL	14.88
	10/02/15	SIT PAYABLE	SA FT ORD - LMIHF	NON-DEPARTMENTAL	1.87
	10/02/15	SIT PAYABLE	SA MERGED CAPITAL	NON-DEPARTMENTAL	21.07
	10/02/15	SIT PAYABLE	SA MERGED - LMIHF	NON-DEPARTMENTAL	1.87
				TOTAL:	18,866.93
SUPERIOR ELECTRIC CO.	9/30/15	MONTEREY RD LIGHT POLE	PROP/CASUALTY INS	RISK MGMT DIV.	4,985.00
				TOTAL:	4,985.00
SUPPLYWORKS	9/30/15	JANITORIAL SUPPLIES 9/15	GENERAL FUND	GOVERNMENT BLDGS DIV	2,125.04

VENDOR NAME	DATE	DESCRIPTION	FUND	DEPARTMENT	AMOUNT_
				TOTAL:	2,125.04
THE SPCA OF MONTEREY COUN	9/23/15	JULY 2015 SERVICES	GENERAL FUND	POLICE DEPARTMENT	6,471.42
	9/23/15	AUGUST 2015 SERVICES	GENERAL FUND	POLICE DEPARTMENT	6,404.85_
				TOTAL:	12,876.27
THE VILLAGE PROJECT	9/23/15	CAL GRIP SALARY/BENEFITS	GENERAL FUND	CITY MANAGER	1,958.50
	9/23/15	CAL GRIP SALARY/BENEFITS	GENERAL FUND	CITY MANAGER	858.42
	9/30/15	SALARY - T.BLACK	GENERAL FUND	CITY MANAGER	1,958.50_
				TOTAL:	4,775.42
TOPS PEN CO.	9/30/15	1000 BIKE LIGHTS	GENERAL FUND	POLICE DEPARTMENT	2,074.74_
				TOTAL:	2,074.74
TRUCKSIS ENTERPRISES INC	9/30/15	FLAGS	GENERAL FUND	GOVERNMENT BLDGS DIV	1,930.55_
				TOTAL:	1,930.55
U.S. BANCORP EQUIPMENT FINANCE, INC.	9/23/15	COPIER SERVICE	GENERAL FUND	COMMUNITY CTR DIV.	287.00_
				TOTAL:	287.00
U.S. BANK N.A.	9/24/15	PARS-ARS 457 6746022400	GENERAL FUND	NON-DEPARTMENTAL	862.60
	10/02/15	PARS-ARS 457 6746022400	GENERAL FUND	NON-DEPARTMENTAL	974.68
	9/24/15	PARS 6746022500	GENERAL FUND	CITY COUNCIL	116.42
	10/02/15	PARS 6746022500	GENERAL FUND	CITY COUNCIL	116.42
	10/02/15	PARS-ARS 457 6746022400	GENERAL FUND	CITY COUNCIL	20.80
	9/24/15	PARS 6746022500	GENERAL FUND	CITY MANAGER	271.63
	9/24/15	PARS 6746022500	GENERAL FUND	CITY MANAGER	1,041.65
	10/02/15	PARS 6746022500	GENERAL FUND	CITY MANAGER	271.63
	10/02/15	PARS 6746022500	GENERAL FUND	CITY MANAGER	1,041.64
	9/24/15	PARS-ARS 457 6746022400	GENERAL FUND	CITY MANAGER	2.39
	9/24/15	PARS-ARS 457 6746022400	GENERAL FUND	CITY MANAGER	2.39
	9/24/15	PARS-ARS 457 6746022400	GENERAL FUND	CITY MANAGER	4.78
	10/02/15	PARS-ARS 457 6746022400	GENERAL FUND	CITY MANAGER	1.87
	10/02/15	PARS-ARS 457 6746022400	GENERAL FUND	CITY MANAGER	1.87
	10/02/15	PARS-ARS 457 6746022400	GENERAL FUND	CITY MANAGER	3.74
	9/24/15	PARS 6746022500	GENERAL FUND	CITY ATTORNEY	604.51
	10/02/15	PARS 6746022500	GENERAL FUND	CITY ATTORNEY	604.51
	9/24/15	PARS 6746022500	GENERAL FUND	FINANCE DEPARTMENT	1,216.06
	10/02/15	PARS 6746022500	GENERAL FUND	FINANCE DEPARTMENT	1,216.06
	9/24/15	PARS-ARS 457 6746022400	GENERAL FUND	FINANCE DEPARTMENT	2.58
	10/02/15	PARS-ARS 457 6746022400	GENERAL FUND	FINANCE DEPARTMENT	4.79
	9/24/15	PARS 6746022500	GENERAL FUND	POLICE DEPARTMENT	1,331.35
	9/24/15	PARS 6746022500	GENERAL FUND	POLICE DEPARTMENT	417.79
	9/24/15	PARS 6746022500	GENERAL FUND	POLICE DEPARTMENT	327.01
	10/02/15	PARS 6746022500	GENERAL FUND	POLICE DEPARTMENT	1,288.11
	10/02/15	PARS 6746022500	GENERAL FUND	POLICE DEPARTMENT	406.98
	10/02/15	PARS 6746022500	GENERAL FUND	POLICE DEPARTMENT	316.20
	9/24/15	PARS-ARS 457 6746022400	GENERAL FUND	POLICE DEPARTMENT	9.99
	9/24/15	PARS-ARS 457 6746022400	GENERAL FUND	POLICE DEPARTMENT	1.06
	10/02/15	PARS-ARS 457 6746022400	GENERAL FUND	POLICE DEPARTMENT	5.00
	9/24/15	PARS 6746022500	GENERAL FUND	RESOURCE MANAGEMENT	84.77
	9/24/15	PARS 6746022500	GENERAL FUND	RESOURCE MANAGEMENT	5.36
	10/02/15	PARS 6746022500	GENERAL FUND	RESOURCE MANAGEMENT	90.14
	9/24/15	PARS-ARS 457 6746022400	GENERAL FUND	RESOURCE MANAGEMENT	10.76
	10/02/15	PARS-ARS 457 6746022400	GENERAL FUND	RESOURCE MANAGEMENT	13.11
	9/24/15	PARS 6746022500	GENERAL FUND	BUILDING DIV	631.67

VENDOR NAME	DATE	DESCRIPTION	FUND	DEPARTMENT	AMOUNT_
	9/24/15	PARS 6746022500	GENERAL FUND	BUILDING DIV	2.69
	9/24/15	PARS 6746022500	GENERAL FUND	BUILDING DIV	38.15
	9/24/15	PARS 6746022500	GENERAL FUND	BUILDING DIV	2.47
	10/02/15	PARS 6746022500	GENERAL FUND	BUILDING DIV	634.36
	10/02/15	PARS 6746022500	GENERAL FUND	BUILDING DIV	40.56
	9/24/15	PARS-ARS 457 6746022400	GENERAL FUND	BUILDING DIV	8.29
	10/02/15	PARS-ARS 457 6746022400	GENERAL FUND	BUILDING DIV	14.51
	9/24/15	PARS 6746022500	GENERAL FUND	PLANNING DIV	559.39
	9/24/15	PARS 6746022500	GENERAL FUND	PLANNING DIV	0.55
	9/24/15	PARS 6746022500	GENERAL FUND	PLANNING DIV	70.57
	9/24/15	PARS 6746022500	GENERAL FUND	PLANNING DIV	51.44
	9/24/15	PARS 6746022500	GENERAL FUND	PLANNING DIV	3.64
	9/24/15	PARS 6746022500	GENERAL FUND	PLANNING DIV	1.04
	10/02/15	PARS 6746022500	GENERAL FUND	PLANNING DIV	549.54
	10/02/15	PARS 6746022500	GENERAL FUND	PLANNING DIV	3.09
	10/02/15	PARS 6746022500	GENERAL FUND	PLANNING DIV	52.73
	10/02/15	PARS 6746022500	GENERAL FUND	PLANNING DIV	76.05
	10/02/15	PARS 6746022500	GENERAL FUND	PLANNING DIV	5.16
	9/24/15	PARS 6746022500	GENERAL FUND	ECONOMIC DEVELOPMENT	231.81
	9/24/15	PARS 6746022500	GENERAL FUND	ECONOMIC DEVELOPMENT	0.55
	9/24/15	PARS 6746022500	GENERAL FUND	ECONOMIC DEVELOPMENT	27.48
	9/24/15	PARS 6746022500	GENERAL FUND	ECONOMIC DEVELOPMENT	3.09
	9/24/15	PARS 6746022500	GENERAL FUND	ECONOMIC DEVELOPMENT	3.64
	9/24/15	PARS 6746022500	GENERAL FUND	ECONOMIC DEVELOPMENT	1.04
	10/02/15	PARS 6746022500	GENERAL FUND	ECONOMIC DEVELOPMENT	229.96
	10/02/15	PARS 6746022500	GENERAL FUND	ECONOMIC DEVELOPMENT	3.09
	10/02/15	PARS 6746022500	GENERAL FUND	ECONOMIC DEVELOPMENT	15.48
	10/02/15	PARS 6746022500	GENERAL FUND	ECONOMIC DEVELOPMENT	13.97
	10/02/15	PARS 6746022500	GENERAL FUND	ECONOMIC DEVELOPMENT	5.16
	9/24/15	PARS 6746022500	GENERAL FUND	GOVERNMENT BLDGS DIV	105.79
	9/24/15	PARS 6746022500	GENERAL FUND	GOVERNMENT BLDGS DIV	5.54
	9/24/15	PARS 6746022500	GENERAL FUND	GOVERNMENT BLDGS DIV	2.03
	10/02/15	PARS 6746022500	GENERAL FUND	GOVERNMENT BLDGS DIV	113.41
	9/24/15	PARS 6746022500	GENERAL FUND	PARKS DIV	263.57
	9/24/15	PARS 6746022500	GENERAL FUND	PARKS DIV	12.75
	9/24/15	PARS 6746022500	GENERAL FUND	PARKS DIV	2.77
	9/24/15	PARS 6746022500	GENERAL FUND	PARKS DIV	28.30
	10/02/15	PARS 6746022500	GENERAL FUND	PARKS DIV	279.09
	10/02/15	PARS 6746022500	GENERAL FUND	PARKS DIV	28.30
	9/24/15	PARS 6746022500	GENERAL FUND	ENGINEERING DIV	350.87
	9/24/15	PARS 6746022500	GENERAL FUND	ENGINEERING DIV	29.13
	9/24/15	PARS 6746022500	GENERAL FUND	ENGINEERING DIV	5.54
	10/02/15	PARS 6746022500	GENERAL FUND	ENGINEERING DIV	358.86
	10/02/15	PARS 6746022500	GENERAL FUND	ENGINEERING DIV	8.04
	10/02/15	PARS 6746022500	GENERAL FUND	ENGINEERING DIV	17.80
	10/02/15	PARS 6746022500	GENERAL FUND	ENGINEERING DIV	0.93
	9/24/15	PARS 6746022500	GENERAL FUND	RECREATION	689.52
	9/24/15	PARS 6746022500	GENERAL FUND	RECREATION	5.36
	10/02/15	PARS 6746022500	GENERAL FUND	RECREATION	694.89
	9/24/15	PARS-ARS 457 6746022400	GENERAL FUND	RECREATION	11.53
	10/02/15	PARS-ARS 457 6746022400	GENERAL FUND	RECREATION	12.41
	9/24/15	PARS-ARS 457 6746022400	GENERAL FUND	YOUTH & EDUCATION CTR	15.88
	9/24/15	PARS-ARS 457 6746022400	GENERAL FUND	YOUTH & EDUCATION CTR	3.07
	9/24/15	PARS-ARS 457 6746022400	GENERAL FUND	YOUTH & EDUCATION CTR	29.01
	10/02/15	PARS-ARS 457 6746022400	GENERAL FUND	YOUTH & EDUCATION CTR	20.59
	10/02/15	PARS-ARS 457 6746022400	GENERAL FUND	YOUTH & EDUCATION CTR	31.42

VENDOR NAME	DATE	DESCRIPTION	FUND	DEPARTMENT	AMOUNT_
	9/24/15	PARS-ARS 457 6746022400	GENERAL FUND	SWIM CTR DIV.	77.82
	10/02/15	PARS-ARS 457 6746022400	GENERAL FUND	SWIM CTR DIV.	70.02
	9/24/15	PARS-ARS 457 6746022400	GENERAL FUND	SR. SERVICES DIV.	1.33
	10/02/15	PARS-ARS 457 6746022400	GENERAL FUND	SR. SERVICES DIV.	4.23
	9/24/15	PARS 6746022500	POMA & DMDC FUND	POMA/DMDC	2.17
	9/24/15	PARS 6746022500	POMA & DMDC FUND	POMA/DMDC	0.74
	9/24/15	PARS 6746022500	POMA & DMDC FUND	POMA/DMDC	77.24
	10/02/15	PARS 6746022500	POMA & DMDC FUND	POMA/DMDC	80.05
	9/24/15	PARS 6746022500	STREETS FUND	PUBLIC WORKS	329.15
	9/24/15	PARS 6746022500	STREETS FUND	PUBLIC WORKS	20.14
	9/24/15	PARS 6746022500	STREETS FUND	PUBLIC WORKS	5.54
	10/02/15	PARS 6746022500	STREETS FUND	PUBLIC WORKS	354.84
	9/24/15	PARS 6746022500	STORMWATER FUND	STORMWATER OPS	11.68
	9/24/15	PARS 6746022500	STORMWATER FUND	STORMWATER OPS	233.91
	10/02/15	PARS 6746022500	STORMWATER FUND	STORMWATER OPS	8.04
	10/02/15	PARS 6746022500	STORMWATER FUND	STORMWATER OPS	17.80
	10/02/15	PARS 6746022500	STORMWATER FUND	STORMWATER OPS	0.93
	10/02/15	PARS 6746022500	STORMWATER FUND	STORMWATER OPS	218.90
	9/24/15	PARS 6746022500	HS - MERGED HOUSIN	HOUSING SUCCESSOR	24.51
	9/24/15	PARS 6746022500	HS - MERGED HOUSIN	HOUSING SUCCESSOR	0.07
	9/24/15	PARS 6746022500	HS - MERGED HOUSIN	HOUSING SUCCESSOR	3.72
	9/24/15	PARS 6746022500	HS - MERGED HOUSIN	HOUSING SUCCESSOR	0.55
	9/24/15	PARS 6746022500	HS - MERGED HOUSIN	HOUSING SUCCESSOR	0.62
	9/24/15	PARS 6746022500	HS - MERGED HOUSIN	HOUSING SUCCESSOR	0.21
	10/02/15	PARS 6746022500	HS - MERGED HOUSIN	HOUSING SUCCESSOR	23.30
	10/02/15	PARS 6746022500	HS - MERGED HOUSIN	HOUSING SUCCESSOR	0.55
	10/02/15	PARS 6746022500	HS - MERGED HOUSIN	HOUSING SUCCESSOR	2.61
	10/02/15	PARS 6746022500	HS - MERGED HOUSIN	HOUSING SUCCESSOR	2.34
	10/02/15	PARS 6746022500	HS - MERGED HOUSIN	HOUSING SUCCESSOR	0.89
	9/24/15	PARS 6746022500	WATER FUND	PUBLIC WORKS	346.38
	9/24/15	PARS 6746022500	WATER FUND	PUBLIC WORKS	25.43
	9/24/15	PARS 6746022500	WATER FUND	PUBLIC WORKS	4.16
	10/02/15	PARS 6746022500	WATER FUND	PUBLIC WORKS	349.28
	10/02/15	PARS 6746022500	WATER FUND	PUBLIC WORKS	7.90
	10/02/15	PARS 6746022500	WATER FUND	PUBLIC WORKS	17.80
	10/02/15	PARS 6746022500	WATER FUND	PUBLIC WORKS	0.78
	9/24/15	PARS 6746022500	EQUIPMT MAINT FUND	EQUIP MAINT DIV	164.57
	9/24/15	PARS 6746022500	EQUIPMT MAINT FUND	EQUIP MAINT DIV	10.08
	9/24/15	PARS 6746022500	EQUIPMT MAINT FUND	EQUIP MAINT DIV	2.77
	10/02/15	PARS 6746022500	EQUIPMT MAINT FUND	EQUIP MAINT DIV	177.41
	9/24/15	PARS 6746022500	MIS FUND	MIS DEPT	549.12
	10/02/15	PARS 6746022500	MIS FUND	MIS DEPT	549.12
	9/24/15	PARS 6746022500	SAN. DISTRICT GEN.	SANITATION DISTRICT	374.70
	9/24/15	PARS 6746022500	SAN. DISTRICT GEN.	SANITATION DISTRICT	25.51
	9/24/15	PARS 6746022500	SAN. DISTRICT GEN.	SANITATION DISTRICT	4.15
	10/02/15	PARS 6746022500	SAN. DISTRICT GEN.	SANITATION DISTRICT	377.61
	10/02/15	PARS 6746022500	SAN. DISTRICT GEN.	SANITATION DISTRICT	8.04
	10/02/15	PARS 6746022500	SAN. DISTRICT GEN.	SANITATION DISTRICT	17.80
	10/02/15	PARS 6746022500	SAN. DISTRICT GEN.	SANITATION DISTRICT	0.93
	9/24/15	PARS 6746022500	SA FORT ORD CAPITA	FORT ORD SUCCESSOR AGE	78.43
	9/24/15	PARS 6746022500	SA FORT ORD CAPITA	FORT ORD SUCCESSOR AGE	0.28
	9/24/15	PARS 6746022500	SA FORT ORD CAPITA	FORT ORD SUCCESSOR AGE	11.83
	9/24/15	PARS 6746022500	SA FORT ORD CAPITA	FORT ORD SUCCESSOR AGE	1.65
	9/24/15	PARS 6746022500	SA FORT ORD CAPITA	FORT ORD SUCCESSOR AGE	1.93
	9/24/15	PARS 6746022500	SA FORT ORD CAPITA	FORT ORD SUCCESSOR AGE	0.55
	10/02/15	PARS 6746022500	SA FORT ORD CAPITA	FORT ORD SUCCESSOR AGE	74.57

VENDOR NAME	DATE	DESCRIPTION	FUND	DEPARTMENT	AMOUNT_
	10/02/15	PARS 6746022500	SA FORT ORD CAPITA	FORT ORD SUCCESSOR AGE	1.65
	10/02/15	PARS 6746022500	SA FORT ORD CAPITA	FORT ORD SUCCESSOR AGE	8.25
	10/02/15	PARS 6746022500	SA FORT ORD CAPITA	FORT ORD SUCCESSOR AGE	7.43
	10/02/15	PARS 6746022500	SA FORT ORD CAPITA	FORT ORD SUCCESSOR AGE	2.75
	9/24/15	PARS 6746022500	SA FT ORD - LMIHF	FORT ORD SUCCESSOR AGE	9.80
	9/24/15	PARS 6746022500	SA FT ORD - LMIHF	FORT ORD SUCCESSOR AGE	0.07
	9/24/15	PARS 6746022500	SA FT ORD - LMIHF	FORT ORD SUCCESSOR AGE	1.51
	9/24/15	PARS 6746022500	SA FT ORD - LMIHF	FORT ORD SUCCESSOR AGE	0.21
	9/24/15	PARS 6746022500	SA FT ORD - LMIHF	FORT ORD SUCCESSOR AGE	0.28
	9/24/15	PARS 6746022500	SA FT ORD - LMIHF	FORT ORD SUCCESSOR AGE	0.07
	10/02/15	PARS 6746022500	SA FT ORD - LMIHF	FORT ORD SUCCESSOR AGE	9.32
	10/02/15	PARS 6746022500	SA FT ORD - LMIHF	FORT ORD SUCCESSOR AGE	0.21
	10/02/15	PARS 6746022500	SA FT ORD - LMIHF	FORT ORD SUCCESSOR AGE	1.04
	10/02/15	PARS 6746022500	SA FT ORD - LMIHF	FORT ORD SUCCESSOR AGE	0.96
	10/02/15	PARS 6746022500	SA FT ORD - LMIHF	FORT ORD SUCCESSOR AGE	0.34
	9/24/15	PARS 6746022500	SA MERGED CAPITAL	MERGED SUCCESSOR AGENC	73.53
	9/24/15	PARS 6746022500	SA MERGED CAPITAL	MERGED SUCCESSOR AGENC	0.14
	9/24/15	PARS 6746022500	SA MERGED CAPITAL	MERGED SUCCESSOR AGENC	10.94
	9/24/15	PARS 6746022500	SA MERGED CAPITAL	MERGED SUCCESSOR AGENC	1.51
	9/24/15	PARS 6746022500	SA MERGED CAPITAL	MERGED SUCCESSOR AGENC	1.65
	9/24/15	PARS 6746022500	SA MERGED CAPITAL	MERGED SUCCESSOR AGENC	0.48
	10/02/15	PARS 6746022500	SA MERGED CAPITAL	MERGED SUCCESSOR AGENC	69.91
	10/02/15	PARS 6746022500	SA MERGED CAPITAL	MERGED SUCCESSOR AGENC	1.51
	10/02/15	PARS 6746022500	SA MERGED CAPITAL	MERGED SUCCESSOR AGENC	7.70
	10/02/15	PARS 6746022500	SA MERGED CAPITAL	MERGED SUCCESSOR AGENC	6.81
	10/02/15	PARS 6746022500	SA MERGED CAPITAL	MERGED SUCCESSOR AGENC	2.54
	9/24/15	PARS 6746022500	SA MERGED - LMIHF	MERGED SUCCESSOR AGENC	9.80
	9/24/15	PARS 6746022500	SA MERGED - LMIHF	MERGED SUCCESSOR AGENC	0.07
	9/24/15	PARS 6746022500	SA MERGED - LMIHF	MERGED SUCCESSOR AGENC	1.51
	9/24/15	PARS 6746022500	SA MERGED - LMIHF	MERGED SUCCESSOR AGENC	0.21
	9/24/15	PARS 6746022500	SA MERGED - LMIHF	MERGED SUCCESSOR AGENC	0.28
	9/24/15	PARS 6746022500	SA MERGED - LMIHF	MERGED SUCCESSOR AGENC	0.06
	10/02/15	PARS 6746022500	SA MERGED - LMIHF	MERGED SUCCESSOR AGENC	9.32
	10/02/15	PARS 6746022500	SA MERGED - LMIHF	MERGED SUCCESSOR AGENC	0.21
	10/02/15	PARS 6746022500	SA MERGED - LMIHF	MERGED SUCCESSOR AGENC	1.04
	10/02/15	PARS 6746022500	SA MERGED - LMIHF	MERGED SUCCESSOR AGENC	0.96
	10/02/15	PARS 6746022500	SA MERGED - LMIHF	MERGED SUCCESSOR AGENC	0.37_
				TOTAL:	24,099.34
UNITED SITE SERVICES, INC.	9/30/15	TRAILER KIT 8/14-9/10 201	GENERAL FUND	PARKS DIV	238.99_
				TOTAL:	238.99
UNITED WAY OF MONTEREY PENINSULA	10/01/15	EMPLOYEE CONTRIBUTIONS	GENERAL FUND	NON-DEPARTMENTAL	39.37
	10/01/15	EMPLOYEE CONTRIBUTIONS	POMA & DMDC FUND	NON-DEPARTMENTAL	2.37
	10/01/15	EMPLOYEE CONTRIBUTIONS	STREETS FUND	NON-DEPARTMENTAL	1.36
	10/01/15	EMPLOYEE CONTRIBUTIONS	STORMWATER FUND	NON-DEPARTMENTAL	2.32
	10/01/15	EMPLOYEE CONTRIBUTIONS	WATER FUND	NON-DEPARTMENTAL	1.04
	10/01/15	EMPLOYEE CONTRIBUTIONS	EQUIPMT MAINT FUND	NON-DEPARTMENTAL	0.50
	10/01/15	EMPLOYEE CONTRIBUTIONS	SAN. DISTRICT GEN.	NON-DEPARTMENTAL	1.04_
				TOTAL:	48.00
UPEC, LOCAL 792	10/01/15	LIUNA/UNION DUES	GENERAL FUND	NON-DEPARTMENTAL	262.94
	10/01/15	LIUNA/UNION DUES	GENERAL FUND	NON-DEPARTMENTAL	254.83
	10/01/15	LIUNA/UNION DUES	LAGUNA GRANDE PKG	NON-DEPARTMENTAL	6.04
	10/01/15	LIUNA/UNION DUES	LAGUNA GRANDE PKG	NON-DEPARTMENTAL	2.93
	10/01/15	LIUNA/UNION DUES	POMA & DMDC FUND	NON-DEPARTMENTAL	54.62

VENDOR NAME	DATE	DESCRIPTION	FUND	DEPARTMENT	AMOUNT_
	10/01/15	LIUNA/UNION DUES	POMA & DMDC FUND	NON-DEPARTMENTAL	45.76
	10/01/15	LIUNA/UNION DUES	STREETS FUND	NON-DEPARTMENTAL	63.30
	10/01/15	LIUNA/UNION DUES	STREETS FUND	NON-DEPARTMENTAL	73.34
	10/01/15	LIUNA/UNION DUES	STORMWATER FUND	NON-DEPARTMENTAL	39.90
	10/01/15	LIUNA/UNION DUES	STORMWATER FUND	NON-DEPARTMENTAL	42.16
	10/01/15	LIUNA/UNION DUES	WATER FUND	NON-DEPARTMENTAL	43.34
	10/01/15	LIUNA/UNION DUES	WATER FUND	NON-DEPARTMENTAL	40.71
	10/01/15	LIUNA/UNION DUES	EQUIPMT MAINT FUND	NON-DEPARTMENTAL	42.50
	10/01/15	LIUNA/UNION DUES	EQUIPMT MAINT FUND	NON-DEPARTMENTAL	42.50
	10/01/15	LIUNA/UNION DUES	SAN. DISTRICT GEN.	NON-DEPARTMENTAL	39.60
	10/01/15	LIUNA/UNION DUES	SAN. DISTRICT GEN.	NON-DEPARTMENTAL	43.34
	10/01/15	LIUNA/UNION DUES	SA MERGED CAPITAL	NON-DEPARTMENTAL	0.26
	10/01/15	LIUNA/UNION DUES	SA MERGED CAPITAL	NON-DEPARTMENTAL	6.50
	10/01/15	LIUNA/UNION DUES	SA MERGED - LMIHF	NON-DEPARTMENTAL	0.43_
				TOTAL:	1,105.00
VALLEY SAW & GARDEN EQUIP	9/23/15	TANK UNIT	GENERAL FUND	PARKS DIV	64.50_
				TOTAL:	64.50
VERIZON WIRELESS	9/30/15	WIRELESS CHARGES	GENERAL FUND	FIRE DEPARTMENT	494.36
	9/30/15	WIRELESS CHARGES	GENERAL FUND	FIRE DEPARTMENT	38.01_
				TOTAL:	532.37
WALLACE GROUP	9/23/15	SERVICES THROUGH AUG 2015	EXPEND TRUST FUND	NON-DEPARTMENTAL	1,325.00
	9/23/15	SERVICES THROUGH AUG 2015	SAN. DISTRICT CAP.	SANITATION DISTRICT	322.00
	9/23/15	SERVICES THROUGH AUG 2015	SAN. DISTRICT CAP.	SANITATION DISTRICT	120.75_
				TOTAL:	1,767.75
WHITSON ENGINEERS	9/23/15	ADA IPROV PROF SVC AUG 15	PARKS-PLAYGROUND I	INVALID DEPARTMENT	1,428.67
	9/23/15	ADA IPROV PROF SVC AUG 15	PARKS-PLAYGROUND I	INVALID DEPARTMENT	1,428.66
	9/23/15	ADA IPROV PROF SVC AUG 15	PARKS-PLAYGROUND I	INVALID DEPARTMENT	1,428.67_
				TOTAL:	4,286.00
WILLIAM B. CONNERS	9/23/15	LEGAL SERVICES	GENERAL FUND	CITY ATTORNEY	2,550.00
	9/23/15	LEGAL SERVICES	GENERAL FUND	CITY ATTORNEY	4,605.00_
				TOTAL:	7,155.00
WILLIAM SPENCER	9/23/15	SENIORS - CANDLELIGHT	SENIOR PROGRAMS	INVALID DEPARTMENT	75.00_
				TOTAL:	75.00
YORK INSURANCE SERVICES GROUP	9/23/15	YORK INSURANCE SERVICES GR	PROP/CASUALTY INS	NON-DEPARTMENTAL	8,778.25-
	9/23/15	YORK INSURANCE SERVICES GR	PROP/CASUALTY INS	NON-DEPARTMENTAL	8,778.25
	9/23/15	YORK INSURANCE SERVICES GR	PROP/CASUALTY INS	NON-DEPARTMENTAL	8,778.25_
				TOTAL:	8,778.25
**PAYROLL EXPENSES		9/22/2015 - 10/05/2015	GENERAL FUND	CITY COUNCIL	2,839.95
			GENERAL FUND	CITY MANAGER	23,957.89
			GENERAL FUND	CITY ATTORNEY	4,361.54
			GENERAL FUND	FINANCE DEPARTMENT	18,694.37
			GENERAL FUND	POLICE DEPARTMENT	192,530.77

VENDOR NAME	DATE	DESCRIPTION	FUND	DEPARTMENT	AMOUNT_
**PAYROLL EXPENSES			GENERAL FUND	FIRE DEPARTMENT	119,823.86
			GENERAL FUND	RESOURCE MANAGEMENT	5,202.14
			GENERAL FUND	BUILDING DIV	5,985.65
			GENERAL FUND	PLANNING DIV	7,905.92
			GENERAL FUND	ECONOMIC DEVELOPMENT	4,636.09
			GENERAL FUND	GOVERNMENT BLDGS DIV	13,522.55
			GENERAL FUND	PARKS DIV	17,366.49
			GENERAL FUND	ENGINEERING DIV	9,382.50
			GENERAL FUND	RECREATION	11,519.22
			GENERAL FUND	COMMUNITY CTR DIV.	2,337.99
			GENERAL FUND	YOUTH & EDUCATION CTR	11,603.21
			GENERAL FUND	SWIM CTR DIV.	16,012.63
			GENERAL FUND	SR. SERVICES DIV.	2,063.83
			LAGUNA GRANDE PKG	SEASIDE PKG AUTHORITY	361.68
			POMA & DMDC FUND	POMA/DMDC	6,879.90
			CDBG FUND	COMM. DEV. BLOCK GRANT	981.00
			STREETS FUND	PUBLIC WORKS	9,352.50
			STREETS FUND	HIGHWAY USERS	224.30
			CA SUPP LAW ENF. F	POLICE	2,100.00
			STORMWATER FUND	STORMWATER OPS	8,672.60
			HS - MERGED HOUSIN	HOUSING SUCCESSOR	214.30
			WATER FUND	PUBLIC WORKS	7,035.40
			EQUIPMT MAINT FUND	EQUIP MAINT DIV	6,068.53
			MIS FUND	MIS DEPT	5,135.12
			SAN. DISTRICT GEN.	SANITATION DISTRICT	7,828.26
			SA FORT ORD CAPITA	FORT ORD SUCCESSOR AGE	682.95
			SA FT ORD - LMIHF	FORT ORD SUCCESSOR AGE	85.63
			SA MERGED CAPITAL	MERGED SUCCESSOR AGENC	1,074.86
			SA MERGED - LMIHF	MERGED SUCCESSOR AGENC	85.63_
				TOTAL:	526,529.26

========== FUND TOTALS ==========

100	GENERAL FUND	996,804.24
103	LAGUNA GRANDE PKG FUND	1,178.68
106	FIRE GRANTS	13,190.00
113	POMA & DMDC FUND	17,197.52
200	CDBG FUND	1,822.47
210	STREETS FUND	22,282.56
221	CA SUPP LAW ENF. FUND	3,658.15
251	SENIOR PROGRAMS	1,068.12
252	OLDEMEYER MAINTENANCE	423.75
271	STORMWATER FUND	14,467.88
297	HS - MERGED HOUSING	385.33
304	PATTULLO SWIM CENTER-CIP	11,400.00
342	PARKS-PLAYGROUND IMPRVMNT	48,104.75
345	WBUV INFRASTRUCTURE IMPRO	37,150.74
401	WATER FUND	18,596.88
501	EQUIPMT MAINT FUND	25,847.62
502	PROP/CASUALTY INS FUND	13,763.25
503	MIS FUND	18,324.72
601	EXPEND TRUST FUND	30,184.51
951	SAN. DISTRICT GEN. FUND	18,789.24
952	SAN. DISTRICT CAP. OUTLAY	442.75
961	SA FORT ORD CAPITAL PROJ	1,433.78
963	SA FT ORD - LMIHF	154.20
971	SA MERGED CAPITAL PROJ	1,973.47

VENDOR NAME	DATE	DESCRIPTION	FUND	DEPARTMENT	AMOUNT_
	973	SA MERGED - LMIHF	166.14		
		GRAND TOTAL:	1,298,810.75		

TOTAL PAGES: 39

SELECTION CRITERIA

SELECTION OPTIONS

VENDOR SET: 01-City of Seaside
VENDOR: All
CLASSIFICATION: All
BANK CODE: All
ITEM DATE: 0/00/0000 THRU 99/99/9999
ITEM AMOUNT: 99,999,999.00CR THRU 99,999,999.00
GL POST DATE: 0/00/0000 THRU 99/99/9999
CHECK DATE: 9/22/2015 THRU 10/05/2015

PAYROLL SELECTION

PAYROLL EXPENSES: YES
CHECK DATE: 9/22/2015 THRU 10/05/2015

PRINT OPTIONS

PRINT DATE: Check Date
SEQUENCE: By Vendor Name
DESCRIPTION: Item
GL ACCTS: NO
REPORT TITLE: COUNCIL REPORT
SIGNATURE LINES: 0

PACKET OPTIONS

INCLUDE REFUNDS: YES
INCLUDE OPEN ITEM:NO

VENDOR SET: 01 City of Seaside
BANK: * ALL BANKS
DATE RANGE: 9/22/2015 THRU 10/05/2015

VENDOR I.D.	NAME		STATUS	CHECK DATE	INVOICE AMOUNT	DISCOUNT	CHECK NO	CHECK STATUS	CHECK AMOUNT
5373	SCOTT BROWN								
C-CHECK	SCOTT BROWN	UNPOST	V	9/23/2015			083936		140.00CR
5373	SCOTT BROWN								
M-CHECK	SCOTT BROWN	UNPOST	V	9/25/2015			083936		140.00CR
C-CHECK	VOID CHECK		V	9/30/2015			084041		
C-CHECK	VOID CHECK		V	9/30/2015			084042		
C-CHECK	VOID CHECK		V	9/30/2015			084043		
C-CHECK	VOID CHECK		V	9/30/2015			084044		
C-CHECK	VOID CHECK		V	9/30/2015			084056		
C-CHECK	VOID CHECK		V	9/30/2015			084059		

* * T O T A L S * *	NO			INVOICE AMOUNT	DISCOUNTS	CHECK AMOUNT
REGULAR CHECKS:	0			0.00	0.00	0.00
HAND CHECKS:	0			0.00	0.00	0.00
DRAFTS:	0			0.00	0.00	0.00
EFT:	0			0.00	0.00	0.00
NON CHECKS:	0			0.00	0.00	0.00
VOID CHECKS:	7	VOID DEBITS	0.00			
		VOID CREDITS	280.00CR	280.00CR	0.00	

TOTAL ERRORS: 0

	NO	INVOICE AMOUNT	DISCOUNTS	CHECK AMOUNT
VENDOR SET: 01 BANK: * TOTALS:	7	280.00CR	0.00	0.00
BANK: * TOTALS:	7	280.00CR	0.00	0.00

VENDOR SET: 01 City of Seaside
BANK: AP Regular Payables
DATE RANGE: 9/22/2015 THRU 10/05/2015

VENDOR	I.D.	NAME		STATUS	CHECK DATE	INVOICE AMOUNT	DISCOUNT	CHECK NO	CHECK STATUS	CHECK AMOUNT
6622		YORK INSURANCE SERVICES GROUP								
	C-(6986-7030)	YORK INSURANCE SERVICES GROUP		N	9/23/2015	8,778.25CR		000000		
	I-(6986-7030)	YORK INSURANCE SERVICES GROUP		N	9/23/2015	8,778.25		000000		
6622		YORK INSURANCE SERVICES GROUP								
	I-6986-7030	YORK INSURANCE SERVICES GROUP		D	9/23/2015	8,778.25		000001		8,778.25
7628		WILLIAM SPENCER								
	I-10/1/15	MUSIC		V	9/16/2015	75.00		083926		75.00
7628		WILLIAM SPENCER								
	M-CHECK	WILLIAM SPENCER	UNPOST	V	9/28/2015			083926		75.00CR
2122		AD CLUB								
	I-274975	INVOICE #274975		R	9/23/2015	3,233.35		083927		3,233.35
7135		ALTIUS MEDICAL								
	I-5463	BIOHAZARDOUS WASTE P/UP		R	9/23/2015	99.00		083928		99.00
7877		ALVARO CRUZ								
	I-SWIM LESSON REFUND	POOL REFUND		R	9/23/2015	149.40		083929		149.40
0144		AMERICAN SUPPLY COMPANY								
	I-0105152	MISC INVOICES		R	9/23/2015	73.78		083930		
	I-0105588	MISC INVOICES		R	9/23/2015	18.53		083930		92.31
6703		RAUL LOZANO								
	I-8917	BUSINESS CARDS 6/2015		R	9/23/2015	337.40		083931		337.40
7860		B&H PHOTO VIDEO								
	I-562511500	STEMA PROJECT		R	9/23/2015	12,810.00		083932		12,810.00
6396		BECK'S SHOE STORE								
	I-703015	PW-SHOES MISC		R	9/23/2015	148.41		083933		
	I-703018	PW-SHOES MISC		R	9/23/2015	70.00		083933		218.41
0369		BOB MURRAY & ASSOCIATES								
	I-6402	INVOICE #6402		R	9/23/2015	11,615.51		083934		11,615.51
7871		BRITTANI DIEHL								
	I-9/10/15	BIRTHDAY		R	9/23/2015	655.00		083935		655.00
5373		SCOTT BROWN								
	I-1/15/16	ART & HISTORY		V	9/23/2015	75.00		083936		
	I-11/4/15	SENIORS - CANDLELIGHT		V	9/23/2015	65.00		083936		140.00

VENDOR SET: 01 City of Seaside
BANK: AP Regular Payables
DATE RANGE: 9/22/2015 THRU 10/05/2015

VENDOR I.D.	NAME		STATUS	CHECK DATE	INVOICE AMOUNT	DISCOUNT	CHECK NO	CHECK STATUS	CHECK AMOUNT
5373	SCOTT BROWN								
M-CHECK	SCOTT BROWN	UNPOST	V	9/25/2015			083936		140.00CR
0457	BURTON'S FIRE, INC.								
I-S 29390	2 WIRE STEP-FD		R	9/23/2015	71.79		083937		71.79
6553	COMCAST								
I-0002821 9/3/15	YEC & SENIOR TV		R	9/23/2015	16.71		083938		
I-0033792 9/3/15	YEC & SENIOR TV		R	9/23/2015	49.72		083938		66.43
0789	COMMUNITY HOSPITAL OF THE								
I-900062282 8/1-8/31	4 AUG LEGAL BLOOD DRAWS		R	9/23/2015	80.00		083939		80.00
6204	CONCERN								
I-CN1603029	INVOICE #CN1603029		R	9/23/2015	689.30		083940		689.30
6313	WILLIAM B. CONNERS								
I-JULY-AUG '15	LEGAL SERVICES		R	9/23/2015	2,550.00		083941		
I-JULY-AUG '15.	LEGAL SERVICES		R	9/23/2015	4,605.00		083941		7,155.00
4560	CONTE'S GENERATOR SERVICE								
I-7011	GENERATORS MONTHLY SRV		R	9/23/2015	1,000.00		083942		
I-79100	GENERATORS MONTHLY SRV		R	9/23/2015	1,000.00		083942		2,000.00
0898	CRYSTAL SPRINGS WATER								
I-05056896	Pool / Oldemeyer Btld Wtr		R	9/23/2015	96.00		083943		96.00
0981	DEL MAR FRENCH LAUNDRY								
I-9/3/15	LAUNDRY - TABLE CLOTHS		R	9/23/2015	222.00		083944		222.00
1036	DISCOUNT SCHOOL SUPPLY								
I-D21430780102 OA	KIDS CLUB		R	9/23/2015	643.22		083945		643.22
5163	DON CHAPIN COMPANY, INC.								
I-21508801 - 01	PARK PROJECTS AUG 2015		R	9/23/2015	14,606.25		083946		
I-21508801 - 02	PARK PROJECTS AUG 2015		R	9/23/2015	14,606.25		083946		
I-21508801 - 03	PARK PROJECTS AUG 2015		R	9/23/2015	14,606.25		083946		43,818.75
1106	ED PRUE PAINTING								
I-6818	SEASIDE POLICE STATION		R	9/23/2015	850.00		083947		850.00
4892	EDGES ELECTRICAL GROUP, LLC								
I-S3603341.001	STEMA CABLE BURIAL		R	9/23/2015	835.58		083948		
I-S3604596.001	QTY 1 IDEAL TEL PLUG 50		R	9/23/2015	31.20		083948		866.78

VENDOR SET: 01 City of Seaside
BANK: AP Regular Payables
DATE RANGE: 9/22/2015 THRU 10/05/2015

VENDOR I.D.		NAME	STATUS	CHECK DATE	INVOICE AMOUNT	DISCOUNT	CHECK NO	CHECK STATUS	CHECK AMOUNT
7260		EDWIN AVILA							
	I-11/31/15	ART - COMPETITION	R	9/23/2015	75.00		083949		75.00
1132		EMC PLANNING GROUP INC.							
	I-15-335	MISC INVOICES 8/2015	R	9/23/2015	5,908.45		083950		
	I-15-336	MISC INVOICES 8/2015	R	9/23/2015	205.53		083950		6,113.98
7879		EVELYN ELEANOR ROSALES							
	I-10/13/15	CITY BIRTHDAY	R	9/23/2015	200.00		083951		200.00
1203		FEDEX							
	I-5-156-34500	INVOICE #515634500	R	9/23/2015	6.51		083952		6.51
1224		FIRST ALARM							
	I-860189	YEC - SOPER ALARMS SVC	R	9/23/2015	485.46		083953		
	I-860323	YEC - SOPER ALARMS SVC	R	9/23/2015	175.38		083953		660.84
7873		FIRST AMERICAN TITLE COMPANY							
	I-4402-4999478	MISC INVOICES	R	9/23/2015	750.00		083954		
	I-4402-4999493	MISC INVOICES	R	9/23/2015	750.00		083954		
	I-4402-4999501	MISC INVOICES	R	9/23/2015	750.00		083954		
	I-4402-4999504	MISC INVOICES	R	9/23/2015	395.00		083954		
	I-4402-4999551	MISC INVOICES	R	9/23/2015	750.00		083954		
	I-4402-4999558	MISC INVOICES	R	9/23/2015	750.00		083954		
	I-4402-4999566	MISC INVOICES	R	9/23/2015	750.00		083954		4,895.00
1334		JOHN C GEMMA							
	I-CS1510	SOFTWARE RENEWAL	R	9/23/2015	3,657.50		083955		3,657.50
1388		GRAINGER							
	I-9837131995	GP MTR CS ODP 3 HP	R	9/23/2015	428.99		083956		
	I-9839628576	FLAGPOLE LIGHT LED	R	9/23/2015	39.43		083956		468.42
1569		HOPE SERVICES,MONTEREY COUNTY							
	I-MONT 1930 4162	AUG 2015 MAINT CREW	R	9/23/2015	500.00		083957		
	I-MONT 1930 4162.	AUG 2015 MAINT CREW	R	9/23/2015	5,420.11		083957		5,920.11
7733		JAMES WOOLWINE							
	I-11/13/15	ART AND HISTORY	R	9/23/2015	75.00		083958		75.00
1719		JEA & ASSOCIATES							
	I-1021.	SEPT 2015 FEES	R	9/23/2015	2,000.00		083959		2,000.00

VENDOR SET: 01 City of Seaside
BANK: AP Regular Payables
DATE RANGE: 9/22/2015 THRU 10/05/2015

VENDOR I.D.		NAME	STATUS	CHECK DATE	INVOICE AMOUNT	DISCOUNT	CHECK NO	CHECK STATUS	CHECK AMOUNT
7872		JONES & MADHAVAN ARCHITECTURAL							
	I-1779	PATULLO POOL DRAIN RPR	R	9/23/2015	11,400.00		083960		11,400.00
6685		JONES & MAYER							
	I-74213	INVOICE #74213	R	9/23/2015	270.00		083961		270.00
3883		FELIPE DE JESUS OLVERA							
	I-2277	BROADWAY & MONTEREY CLN U	R	9/23/2015	2,650.00		083962		
	I-2278	BROADWAY & MONTEREY CLN U	R	9/23/2015	1,850.00		083962		4,500.00
0213		LANGUAGE LINE SERVICES							
	I-3658532	PHONE INTERPRETATION	R	9/23/2015	37.47		083963		37.47
5452		LEXIPOL LLC							
	I-14753	UPDATE MGT SERVICE	R	9/23/2015	8,850.00		083964		8,850.00
1971		LIEBERT CASSIDY WHITMORE							
	I-1409915	INVOICE #1409915	R	9/23/2015	520.00		083965		520.00
1976		LINCOLN AQUATICS							
	C-SCM018883	MISC INVOICES	R	9/23/2015	61.03CR		083966		
	I-SI275114	MISC INVOICES	R	9/23/2015	475.09		083966		414.06
2035		LSA ASSOCIATES, INC.							
	I-140057	8/2015 MISC INVOICES	R	9/23/2015	7,981.00		083967		
	I-140058	8/2015 MISC INVOICES	R	9/23/2015	6,846.25		083967		14,827.25
7881		MAGIN BONILLA							
	I-EG1203325	REIMBURSE VIC EG1203325	R	9/23/2015	5,551.31		083968		5,551.31
6404		MARK THOMAS & COMPANY, INC.							
	I-23943	WBUV THROUGH AUGUST 2015	R	9/23/2015	28,118.50		083969		28,118.50
7550		MICHAEL CURTIN							
	I-10/22/15	SENIORS - HALLOWEEN	R	9/23/2015	400.00		083970		400.00
2186		MISSION UNIFORM SERVICE							
	I-AUG15/PW-157913-1	AUG15/PW-157913	R	9/23/2015	195.59		083971		
	I-AUG15/PW-157913-10	AUG15/PW-157913	R	9/23/2015	150.46		083971		
	I-AUG15/PW-157913-11	AUG15/PW-157913	R	9/23/2015	150.46		083971		
	I-AUG15/PW-157913-12	AUG15/PW-157913	R	9/23/2015	150.46		083971		
	I-AUG15/PW-157913-2	AUG15/PW-157913	R	9/23/2015	45.14		083971		
	I-AUG15/PW-157913-3	AUG15/PW-157913	R	9/23/2015	210.63		083971		
	I-AUG15/PW-157913-4	AUG15/PW-157913	R	9/23/2015	150.46		083971		
	I-AUG15/PW-157913-5	AUG15/PW-157913	R	9/23/2015	60.18		083971		
	I-AUG15/PW-157913-6	AUG15/PW-157913	R	9/23/2015	45.14		083971		
	I-AUG15/PW-157913-7	AUG15/PW-157913	R	9/23/2015	150.46		083971		
	I-AUG15/PW-157913-8	AUG15/PW-157913	R	9/23/2015	45.14		083971		
	I-AUG15/PW-157913-9	AUG15/PW-157913	R	9/23/2015	150.46		083971		1,504.58

VENDOR SET: 01 City of Seaside
BANK: AP Regular Payables
DATE RANGE: 9/22/2015 THRU 10/05/2015

VENDOR I.D.	NAME	STATUS	CHECK DATE	INVOICE AMOUNT	DISCOUNT	CHECK NO	CHECK STATUS	CHECK AMOUNT
7878	MONICA CALVO							
I-6973	REFUND - LAGUNA GRANDE	R	9/23/2015	423.75		083972		423.75
4425	MONTEREY AUTO SUPPLY							
I-373137	MISC INVOICES	R	9/23/2015	212.04		083973		
I-374105	MISC INVOICES	R	9/23/2015	26.05		083973		
I-374691	MISC INVOICES	R	9/23/2015	26.05		083973		264.14
5543	MONTEREY BAY URGENT							
I-102657 6/30/14	Medical Exams	R	9/23/2015	229.00		083974		
I-105871 9/24/14	Medical Exams	R	9/23/2015	240.00		083974		
I-105873 9/24/14	Medical Exams	R	9/23/2015	124.00		083974		
I-105970 4/18/14	Medical Exams	R	9/23/2015	226.00		083974		
I-106604 4/18/14	Medical Exams	R	9/23/2015	241.00		083974		
I-106605 4/18/14	Medical Exams	R	9/23/2015	10.00		083974		
I-106632 6/30/14	Medical Exams	R	9/23/2015	124.00		083974		1,194.00
2295	MONTEREY COUNTY PETROLEUM							
I-286020	FUEL 9-2-15	R	9/23/2015	7,515.35		083975		7,515.35
0759	MONTEREY COUNTY WEEKLY							
I-449-111297-00002	CDBG COMM WRKSHP 9/3/15	R	9/23/2015	178.92		083976		
I-450-111297-00002	CDBG WRKSHP 9/16/15	R	9/23/2015	178.92		083976		357.84
2342	MONTEREY REGIONAL WASTE							
I-1349922	SCALES AUG 2015	R	9/23/2015	81.80		083977		
I-1350349	SCALES AUG 2015	R	9/23/2015	66.19		083977		
I-1350526	SCALES AUG 2015	R	9/23/2015	185.40		083977		333.39
2343	MONTEREY REGIONAL WATER							
I-10851	SHARED COST FY 14/15	R	9/23/2015	1,686.24		083978		1,686.24
2347	MONTEREY SANITARY SUPPLY							
I-251656	1 CASE BLK ADVANCE GLOVES	R	9/23/2015	84.79		083979		84.79
6761	MONTEREY SIGNS							
I-8724	BIRTHDAY	R	9/23/2015	255.27		083980		255.27
2351	MONTEREY TIRE SERVICE							
I-1-67512	TIRES AUG 2015	R	9/23/2015	56.49		083981		
I-1-67513	TIRES AUG 2015	R	9/23/2015	741.91		083981		
I-1-67535	TIRES AUG 2015	R	9/23/2015	42.22		083981		
I-1-67549	TIRES AUG 2015	R	9/23/2015	485.25		083981		1,325.87

VENDOR SET: 01 City of Seaside
BANK: AP Regular Payables
DATE RANGE: 9/22/2015 THRU 10/05/2015

VENDOR I.D.		NAME	STATUS	CHECK DATE	INVOICE AMOUNT	DISCOUNT	CHECK NO	CHECK STATUS	CHECK AMOUNT
2279		COUNTY OF MONTEREY IT DEPARTME							
	I-822 APR - JUN '15	MONTEREY CO IT CHARGES	R	9/23/2015	14,184.15		083982		14,184.15
7870		OANH O'NEIL							
	I-7099	PARK DEPOSIT REFUND	R	9/23/2015	65.00		083983		65.00
4670		OFFICE OF THE COUNTY COUN							
	I-15-000207	LEGAL SERVICES JULY 2015	R	9/23/2015	1,056.98		083984		1,056.98
4487		PACIFIC TELEMANAGEMENT SERVICE							
	I-780207	PHONE SERVICES	R	9/23/2015	103.00		083985		
	I-780213	PHONE SERVICES	R	9/23/2015	103.00		083985		206.00
7874		PIZZA MY WAY							
	I-0014048	C OF O REFUND	R	9/23/2015	169.00		083986		169.00
2849		PREMIUM AUTO PARTS, INC.							
	I-7474-122875	H7 BULB	R	9/23/2015	30.94		083987		30.94
7876		PRIMA HEART							
	I-2784V3242 10/9/14	MEDICAL J. MOORE 10/9/14	R	9/23/2015	1,200.00		083988		1,200.00
6193		PURCHASE POWER							
	I-8/31/15	POSTAGE	R	9/23/2015	1,000.00		083989		1,000.00
2946		RED WING SHOES							
	I-675859	SAFETY SHOES 8/2015	R	9/23/2015	200.00		083990		
	I-675865	SAFETY SHOES 8/2015	R	9/23/2015	161.57		083990		
	I-675868	SAFETY SHOES 8/2015	R	9/23/2015	180.04		083990		541.61
6027		RICHARDS, WATSON & GERSHON							
	I-202801	WEST BROADWAY THRU6/30/15	R	9/23/2015	4,137.24		083991		
	I-203240	INVOICE #203240	R	9/23/2015	30,133.39		083991		34,270.63
7880		ROBERT TUTTLE							
	I-7229	REFUND - PARK	R	9/23/2015	112.50		083992		112.50
3307		SAME DAY SHRED							
	I-19402	SHREDDING SERVICES	R	9/23/2015	32.50		083993		
	I-20475	SHREDDING SERVICES	R	9/23/2015	32.50		083993		65.00
7865		SHANTE MITCHELL							
	I-7026	PARK DEPOSIT REFUND	R	9/23/2015	65.00		083994		65.00

VENDOR SET: 01 City of Seaside
BANK: AP Regular Payables
DATE RANGE: 9/22/2015 THRU 10/05/2015

VENDOR I.D.		NAME	STATUS	CHECK DATE	INVOICE AMOUNT	DISCOUNT	CHECK NO	CHECK STATUS	CHECK AMOUNT
3226		SIGN WORKS							
	I-17062	ALUMINUM SIGN-DIG DECALS	R	9/23/2015	227.03		083995		227.03
4059		SILKSCREEN EXPRESS							
	I-3152	BIRTHDAY	R	9/23/2015	1,800.31		083996		
	I-3155	BIRTHDAY	R	9/23/2015	987.63		083996		2,787.94
7130		SOUTH BAY PUBLIC SAFETY TRAINI							
	I-CARLIN 10/5/15	COURSE REG: F CARLIN	R	9/23/2015	70.00		083997		70.00
4500		KENNY STAHL							
	I-9/2/15	Live Music	R	9/23/2015	75.00		083998		
	I-9/25/15	Live Music	R	9/23/2015	75.00		083998		150.00
3319		STAPLES ADVANTAGE							
	I-3275807389	INVOICE #3275807389	R	9/23/2015	138.72		083999		
	I-3276952688	OFFICE SUPPLIES	R	9/23/2015	137.11		083999		
	I-3277204725	OFFICE SUPPLIES	R	9/23/2015	39.47		083999		
	I-3277351689	OFFICE SUPPLIES	R	9/23/2015	64.98		083999		
	I-3277366534	OFFICE SUPPLIES	R	9/23/2015	124.83		083999		
	I-3277457085	OFFICE SUPPLIES	R	9/23/2015	19.57		083999		
	I-3277457086	OFFICE SUPPLIES	R	9/23/2015	54.88		083999		
	I-3277526395	CODE ENF SHELF OUT CARDS	R	9/23/2015	49.50		083999		
	I-3277526396	OFFICE SUPPLIES	R	9/23/2015	301.81		083999		
	I-3277685044	NIPC BROCHURE PAPER	R	9/23/2015	10.00		083999		
	I-3277809664	OFFICE SUPPLIES	R	9/23/2015	29.68		083999		
	I-3277970964	OFFICE SUPPLIES	R	9/23/2015	839.26		083999		1,809.81
3290		THE SPCA OF MONTEREY COUN							
	I-07-15	JULY 2015 SERVICES	R	9/23/2015	6,471.42		084000		
	I-08-15	AUGUST 2015 SERVICES	R	9/23/2015	6,404.85		084000		12,876.27
5038		THE VILLAGE PROJECT							
	I-0011	CAL GRIP SALARY/BENEFITS	R	9/23/2015	1,958.50		084001		1,958.50
5038		THE VILLAGE PROJECT							
	I-0012	CAL GRIP SALARY/BENEFITS	R	9/23/2015	858.42		084002		858.42
6197		U.S. BANCORP EQUIPMENT FINANCE							
	I-287416390	COPIER SERVICE	R	9/23/2015	287.00		084003		287.00
4417		VALLEY SAW & GARDEN EQUIP							
	I-78375	TANK UNIT	R	9/23/2015	64.50		084004		64.50

VENDOR SET: 01 City of Seaside
BANK: AP Regular Payables
DATE RANGE: 9/22/2015 THRU 10/05/2015

VENDOR I.D.		NAME	STATUS	CHECK DATE	INVOICE AMOUNT	DISCOUNT	CHECK NO	CHECK STATUS	CHECK AMOUNT
2328		WALLACE GROUP							
	I-39912	SERVICES THROUGH AUG 2015	R	9/23/2015	322.00		084005		
	I-39913	SERVICES THROUGH AUG 2015	R	9/23/2015	120.75		084005		
	I-39922	SERVICES THROUGH AUG 2015	R	9/23/2015	1,325.00		084005		1,767.75
4970		WHITSON ENGINEERS							
	I-16185 - 01	ADA IPROV PROF SVC AUG 15	R	9/23/2015	1,428.67		084006		
	I-16185 - 02	ADA IPROV PROF SVC AUG 15	R	9/23/2015	1,428.66		084006		
	I-16185 - 03	ADA IPROV PROF SVC AUG 15	R	9/23/2015	1,428.67		084006		4,286.00
7628		WILLIAM SPENCER							
	I-10/7/15	SENIORS - CANDLELIGHT	R	9/23/2015	75.00		084007		75.00
5373		SCOTT BROWN							
	I-1/15/16	ART & HISTORY	R	9/25/2015		Reissue	084008		75.00
5373		SCOTT BROWN							
	I-11/4/15	SENIORS - CANDLELIGHT	R	9/25/2015		Reissue	084009		65.00
5523		ADVANCE WATER ENGINEERING, INC							
	I-10385	CHEMICAL TREATMENT SRVC	R	9/30/2015	266.25		084010		266.25
6017		AIRTEC SERVICE							
	I-60698	DISCHARGE SENSOR 1142 WHE	R	9/30/2015	526.39		084011		526.39
0080		ALAMEDA COUNTY DIST ATTY'							
	I-FALL 2015 ED. 9/21	POINT OF VIEW MAG FALL 15	R	9/30/2015	42.00		084012		42.00
6156		ALAMEDA ELECTRICAL DISTRIBUTOR							
	I-S3656635.001	INVOICE #S3656635.001	R	9/30/2015	21.12		084013		
	I-S3665754.001	FIRE STATION-FLOURESCENT	R	9/30/2015	85.81		084013		106.93
0126		AMERICAN LOCK & KEY							
	I-34552	MISC INVOICES	R	9/30/2015	17.38		084014		
	I-34649	MISC INVOICES	R	9/30/2015	303.08		084014		320.46
0144		AMERICAN SUPPLY COMPANY							
	I-0102607	JANITORIAL SUPPLIES	R	9/30/2015	283.76		084015		
	I-0106038	JANITORIAL SUPPLIES	R	9/30/2015	112.32		084015		396.08
0216		AT&T							
	I-000007037391	PHONE SERVICES	R	9/30/2015	83.90		084016		83.90

VENDOR SET: 01 City of Seaside
BANK: AP Regular Payables
DATE RANGE: 9/22/2015 THRU 10/05/2015

VENDOR I.D.	NAME	STATUS	CHECK DATE	INVOICE AMOUNT	DISCOUNT	CHECK NO	CHECK STATUS	CHECK AMOUNT
6747	AT&T MOBILITY							
I-287021335618X91615	CELL PHONE SERVICES	R	9/30/2015	543.11		084017		
I-287256319516X91615	CELL PHONE SERVICES	R	9/30/2015	1,640.56		084017		2,183.67
7883	BARTLE WELLS ASSOCIATES							
I-1001	WATER RATE STUDY	R	9/30/2015	5,499.00		084018		5,499.00
5765	BETTER BRANDS FOOD PRODUCTS, I							
I-425380	SENIORS CONSUMABLES	R	9/30/2015	333.09		084019		333.09
0457	BURTON'S FIRE, INC.							
I-S 28566	WHEEL HUB CAP	R	9/30/2015	127.17		084020		127.17
7112	ART BLACK							
I-115343 8/31/15	PLAN REVIEW	R	9/30/2015	350.00		084021		350.00
7644	COMCAST BUSINESS							
I-38159795	ETHERNET SERVICES	R	9/30/2015	3,285.84		084022		3,285.84
0780	COMMERCIAL TRUCK COMPANY							
C-23222	MISC PARTS	R	9/30/2015	45.60CR		084023		
I-123229	MISC PARTS	R	9/30/2015	373.23		084023		327.63
7742	COSCO FIRE PROTECTION, INC.							
I-22FD1382-04	FD STATION SPRINKLERS	R	9/30/2015	2,700.00		084024		
I-22FD1382-RET	FD STATION SPRINKLERS	R	9/30/2015	10,490.00		084024		13,190.00
0922	CYPRESS COAST FORD-LINCOL							
I-173200	BLADE ASYM	R	9/30/2015	35.81		084025		35.81
7106	D'VINE SIGNS AND GRAPHICS							
I-2460	ALERT MO.CO. BANNER	R	9/30/2015	530.09		084026		530.09
7884	DOUBLE TREE BY HILTON							
I-81759672	LODGING: R LUALEMANA	R	9/30/2015	526.50		084027		526.50
4892	EDGES ELECTRICAL GROUP, LLC							
I-S3600582.001	ELECTRICAL SERVICES	R	9/30/2015	6.73		084028		
I-S3601823.001	ELECTRICAL SERVICES	R	9/30/2015	40.88		084028		
I-S3602564.001	ELECTRICAL SERVICES	R	9/30/2015	39.60		084028		
I-S3602564.002	ELECTRICAL SERVICES	R	9/30/2015	13.10		084028		100.31
1203	FEDEX							
I-5-170-75222	SHIP BROKEN PHAZZER	R	9/30/2015	16.67		084029		16.67

VENDOR SET: 01 City of Seaside
BANK: AP Regular Payables
DATE RANGE: 9/22/2015 THRU 10/05/2015

VENDOR I.D.		NAME	STATUS	CHECK DATE	INVOICE AMOUNT	DISCOUNT	CHECK NO	CHECK STATUS	CHECK AMOUNT
1188		FERGUSON ENTERPRISES INC #795							
	I-4304566	CUSTOMER #612960	R	9/30/2015	8.02		084030		
	I-4307082	CUSTOMER #612960	R	9/30/2015	76.64		084030		
	I-4317475	CUSTOMER #612960	R	9/30/2015	21.71		084030		
	I-4333930	CUSTOMER #612960	R	9/30/2015	32.69		084030		
	I-4342735	CUSTOMER #612960	R	9/30/2015	46.74		084030		
	I-4345090	DEPT CONSUMABLES	R	9/30/2015	23.12		084030		
	I-4354285	CUSTOMER #612960	R	9/30/2015	25.35		084030		234.27
1224		FIRST ALARM							
	I-860324	FIRE INSPECTION-OLDEMEYER	R	9/30/2015	218.97		084031		
	I-864514	SOPER - ALARM	R	9/30/2015	38.02		084031		256.99
7217		FRANK J. CHRISTIE							
	I-292928	VIVYL LETTERING 62	R	9/30/2015	100.00		084032		100.00
1370		GOLDEN STATE FLOW MEASUREMENT,							
	I-I-048893	BATTERY 5501 & 5502 HHD	R	9/30/2015	289.45		084033		289.45
5198		GOLDEN STATE PORTABLES							
	I-16027	OFFICE TRAILERS-JULY 2015	R	9/30/2015	437.54		084034		437.54
1392		GRANITE ROCK COMPANY							
	I-915572	ALUMINUM HANDLE 6FT	R	9/30/2015	73.39		084035		73.39
1408		GREEN LINE							
	I-63608	SERVICE 8/24/15	R	9/30/2015	973.00		084036		973.00
7882		GUADALUPE ALCAZAR							
	I-6934	PARK DEPOSIT REFUND	R	9/30/2015	65.00		084037		65.00
4222		HARRIS & ASSOCIATES, INC.							
	I-29451	AUGUST 2015 PROF SVCS	R	9/30/2015	2,572.50		084038		2,572.50
5753		HEICHAHIRO TAKARABE							
	I-631011 SEPT'15	Instructr Pay Sept 2015	R	9/30/2015	427.35		084039		427.35
1561		HOME DEPOT CREDIT SERVICES							
	I-1060714	POMA	R	9/30/2015	34.96		084040		
	I-1160865	AUGUST/SEPT 2015	R	9/30/2015	23.37		084040		
	I-1571311	POMA	R	9/30/2015	7.82		084040		
	I-1580180	POMA	R	9/30/2015	21.34		084040		
	I-1580181	POMA	R	9/30/2015	7.85		084040		
	I-1582546	POMA	R	9/30/2015	5.40		084040		
	I-1973558	AUGUST/SEPT 2015	R	9/30/2015	48.88		084040		
	I-1974345	AUGUST/SEPT 2015	R	9/30/2015	8.77		084040		
	I-2573652	POMA	R	9/30/2015	80.22		084040		
	I-2581249	POMA	R	9/30/2015	7.29		084040		

VENDOR SET: 01 City of Seaside
BANK: AP Regular Payables
DATE RANGE: 9/22/2015 THRU 10/05/2015

VENDOR I.D.	NAME	STATUS	CHECK DATE	INVOICE AMOUNT	DISCOUNT	CHECK NO	CHECK STATUS	CHECK AMOUNT
I-2973482	POMA	R	9/30/2015	77.47		084040		
I-2974259	POMA	R	9/30/2015	38.54		084040		
I-2974260	POMA	R	9/30/2015	18.97		084040		
I-3120258	AUGUST/SEPT 2015	R	9/30/2015	54.05		084040		
I-3160674	AUGUST/SEPT 2015	R	9/30/2015	40.80		084040		
I-3974140	AUGUST/SEPT 2015	R	9/30/2015	43.37		084040		
I-3974169	POMA	R	9/30/2015	31.65		084040		
I-3974172	POMA	R	9/30/2015	4.19		084040		
I-4020815	POMA	R	9/30/2015	61.49		084040		
I-4974860	AUGUST/SEPT 2015	R	9/30/2015	6.35		084040		
I-51546	POMA	R	9/30/2015	19.78		084040		
I-5594389	POMA	R	9/30/2015	195.00		084040		
I-591005	POMA	R	9/30/2015	32.52		084040		
I-593805	POMA	R	9/30/2015	142.42		084040		
I-5973652	POMA	R	9/30/2015	38.79		084040		
I-5973964	AUGUST/SEPT 2015	R	9/30/2015	15.45		084040		
I-6060345	AUGUST/SEPT 2015	R	9/30/2015	99.54		084040		
I-6570702	POMA	R	9/30/2015	108.81		084040		
I-6582009	POMA	R	9/30/2015	38.84		084040		
I-6590315	POMA	R	9/30/2015	35.66		084040		
I-6974660	AUGUST/SEPT 2015	R	9/30/2015	11.36		084040		
I-7161830	AUGUST/SEPT 2015	R	9/30/2015	18.52		084040		
I-7161848	AUGUST/SEPT 2015	R	9/30/2015	3.39		084040		
I-7192360	POMA	R	9/30/2015	33.63		084040		
I-7590206	POMA	R	9/30/2015	115.14		084040		
I-8191129	AUGUST/SEPT 2015	R	9/30/2015	70.51		084040		
I-8191214	AUGUST/SEPT 2015	R	9/30/2015	12.47		084040		
I-8591181	POMA	R	9/30/2015	86.83		084040		
I-8591182	POMA	R	9/30/2015	39.55		084040		
I-8970353	AUGUST/SEPT 2015	R	9/30/2015	335.61		084040		
I-9574133	POMA	R	9/30/2015	10.75		084040		
I-9693884	AUGUST/SEPT 2015	R	9/30/2015	212.45		084040		
I-973646	AUGUST/SEPT 2015	R	9/30/2015	39.32		084040		
I-9970254	AUGUST/SEPT 2015	R	9/30/2015	357.39		084040		
I-9973765	AUGUST/SEPT 2015	R	9/30/2015	60.58		084040		
I-9973777	POMA	R	9/30/2015	97.50		084040		
I-9973779	POMA	R	9/30/2015	136.81		084040		
I-9973780	POMA	R	9/30/2015	34.72		084040		
I-9973781	POMA	R	9/30/2015	51.06		084040		
I-9973790	AUGUST/SEPT 2015	R	9/30/2015	31.84		084040		3,109.02
1311	J.GARDNER & ASSOCIATES,LL							
I-8711	10,000 BADGE STICKERS	R	9/30/2015	703.04		084045		703.04

VENDOR SET: 01 City of Seaside
BANK: AP Regular Payables
DATE RANGE: 9/22/2015 THRU 10/05/2015

VENDOR I.D.	NAME	STATUS	CHECK DATE	INVOICE AMOUNT	DISCOUNT	CHECK NO	CHECK STATUS	CHECK AMOUNT
7887	JOSE SIGALA							
I-7027	POOL DEPOSIT REFUND	R	9/30/2015	62.00		084046		62.00
1798	KELLY-MOORE PAINT COMPANY							
I-802-00000497790	DEPT CONSUMABLES	R	9/30/2015	14.48		084047		14.48
3883	FELIPE DE JESUS OLVERA							
I-9/13/15	TRIM CYPRESS TREES	R	9/30/2015	1,650.00		084048		1,650.00
1971	LIEBERT CASSIDY WHITMORE							
I-LCW WEBINAR 9/17	LCW 9/17/15 WEBINAR	R	9/30/2015	60.00		084049		60.00
1976	LINCOLN AQUATICS							
I-SI275511	LADDER BUMPER	R	9/30/2015	150.79		084050		150.79
3837	MARK'S BARN							
I-8104	REPAIR FORD POLICE EXPLOR	R	9/30/2015	3,598.06		084051		3,598.06
7885	MICHAEL BERMAN							
I-SPD00001	VECTORIZED BADGE DRAWING	R	9/30/2015	400.00		084052		400.00
2184	MISSION LINEN SERVICE							
I-500875519	LINEN LAUNDRY SERVICE	R	9/30/2015	81.21		084053		
I-500927244	LINEN LAUNDRY SERVICE	R	9/30/2015	81.21		084053		
I-500964306	LINEN LAUNDRY SERVICE	R	9/30/2015	81.21		084053		243.63
2186	MISSION UNIFORM SERVICE							
I-157874 8/31/15	LAUNDRY SERVICES	R	9/30/2015	247.87		084054		247.87
4425	MONTEREY AUTO SUPPLY							
C-375001	MISC INVOICES	R	9/30/2015	19.90CR		084055		
C-376323	MISC INVOICES	R	9/30/2015	26.69CR		084055		
I-374062	MISC INVOICES	R	9/30/2015	277.73		084055		
I-374812	MISC INVOICES	R	9/30/2015	95.77		084055		
I-374950	MISC INVOICES	R	9/30/2015	57.21		084055		
I-374986	MISC INVOICES	R	9/30/2015	19.90		084055		
I-375088	MISC INVOICES	R	9/30/2015	46.87		084055		
I-375455	MISC INVOICES	R	9/30/2015	97.43		084055		
I-375958	MISC INVOICES	R	9/30/2015	96.45		084055		
I-376292	MISC INVOICES	R	9/30/2015	292.83		084055		
I-376413	MISC INVOICES	R	9/30/2015	67.67		084055		
I-376739	MISC INVOICES	R	9/30/2015	6.45		084055		
I-376757	MISC INVOICES	R	9/30/2015	851.38		084055		1,863.10

VENDOR SET: 01 City of Seaside
BANK: AP Regular Payables
DATE RANGE: 9/22/2015 THRU 10/05/2015

VENDOR I.D.	NAME	STATUS	CHECK DATE	INVOICE AMOUNT	DISCOUNT	CHECK NO	CHECK STATUS	CHECK AMOUNT
2236	MONTEREY BAY SYSTEMS							
I-250851	COPIER CONTRACT	R	9/30/2015	186.77		084057		186.77
5543	MONTEREY BAY URGENT							
I-135261 6/19/15	MEDICAL EXAMS	R	9/30/2015	240.00		084058		
I-136168 6/19/15	MEDICAL EXAMS	R	9/30/2015	182.00		084058		
I-140118 8/5/15	MEDICAL EXAMS	R	9/30/2015	25.00		084058		
I-140647 7/14/15.	MEDICAL EXAMS	R	9/30/2015	30.00		084058		
I-141706 7/22/15	MEDICAL EXAMS	R	9/30/2015	26.00		084058		
I-142144 8/17/15	MEDICAL EXAMS	R	9/30/2015	280.00		084058		
I-142145 8/17/15	MEDICAL EXAMS	R	9/30/2015	142.00		084058		
I-142146 8/17/15	MEDICAL EXAMS	R	9/30/2015	500.00		084058		
I-142589 5/6/15	MEDICAL EXAMS	R	9/30/2015	226.00		084058		
I-142590 5/6/15	MEDICAL EXAMS	R	9/30/2015	241.00		084058		
I-142591 5/6/15	MEDICAL EXAMS	R	9/30/2015	510.00		084058		
I-142593 8/5/15	MEDICAL EXAMS	R	9/30/2015	231.00		084058		
I-142594 8/5/15	MEDICAL EXAMS	R	9/30/2015	142.00		084058		
I-142595 8/5/15	MEDICAL EXAMS	R	9/30/2015	500.00		084058		
I-142596 8/19/15	MEDICAL EXAMS	R	9/30/2015	231.00		084058		
I-142597 8/19/15	MEDICAL EXAMS	R	9/30/2015	142.00		084058		
I-142598 8/19/15	MEDICAL EXAMS	R	9/30/2015	550.00		084058		4,198.00
5490	MONTEREY COUNTY REGIONAL FIRE							
I-09142015	AFG TABLET COST SHARE	R	9/30/2015	1,820.00		084060		1,820.00
2343	MONTEREY REGIONAL WATER							
I-22-000082 JUL'15	BIOCELL SERVICES	R	9/30/2015	13.19		084061		
I-22-000082 JUL'15.	BIOCELL SERVICES	R	9/30/2015	24.15		084061		37.34
6761	MONTEREY SIGNS							
I-2561	50% DEPOSIT FOR BANNER	R	9/30/2015	582.00		084062		582.00
6602	NANCY MELTON							
I-631010 SEPT'15	Instr Pay Sept 2015	R	9/30/2015	234.50		084063		234.50
2652	PACIFIC GAS & ELECTRIC							
I-PGE 8/8/15-9/8/15	ENERGY SERVICES	R	9/30/2015	7,748.96		084064		7,748.96
2739	KEVIN M BENZ DBA PENINSULA FE							
I-2288	FENCE & GATE REPAIR	R	9/30/2015	1,230.00		084065		1,230.00
2752	PENINSULA WELDING SUPPLY							
I-138535	MEDICAL OXYGEN	R	9/30/2015	68.53		084066		
I-138536	MISC INVOICES	R	9/30/2015	81.58		084066		
I-138617	MISC INVOICES	R	9/30/2015	27.26		084066		177.37

VENDOR SET: 01 City of Seaside
BANK: AP Regular Payables
DATE RANGE: 9/22/2015 THRU 10/05/2015

VENDOR I.D.	NAME	STATUS	CHECK DATE	INVOICE AMOUNT	DISCOUNT	CHECK NO	CHECK STATUS	CHECK AMOUNT
2781	PG DOGS LLC							
I-575749	AUGUST 2015 BIRD REMOVAL	R	9/30/2015	500.00		084067		500.00
7287	PNC EQUIPMENT FINANCE, LLC							
I-164661000 9/14 - 1	LEASE-PNC Radios	R	9/30/2015	11,025.57		084068		
I-164661000 9/14 - 2	LEASE-PNC Radios	R	9/30/2015	194.41		084068		
I-164661000 9/14 - 3	LEASE-PNC Radios	R	9/30/2015	341.00		084068		
I-164661000 9/14 - 4	LEASE-PNC Radios	R	9/30/2015	6.01		084068		11,566.99
2849	PREMIUM AUTO PARTS, INC.							
I-7474-123320	MISC INVOICES	R	9/30/2015	3.24		084069		
I-7474-123443	MISC INVOICES	R	9/30/2015	5.67		084069		
I-7474-123482	MISC INVOICES	R	9/30/2015	22.56		084069		
I-7474-123492	MISC INVOICES	R	9/30/2015	9.36		084069		
I-7474-123510	MISC INVOICES	R	9/30/2015	6.87		084069		47.70
5911	JOAN D. PROKOP-ROBERTS							
I-620607 SEPT'15	Instr Pay Sept 2015	R	9/30/2015	33.60		084070		33.60
2888	PURE H20 INC.							
I-3691	MONTHLY WATER LEASE	R	9/30/2015	65.09		084071		65.09
5417	RENTAL DEPOT							
I-193390-1	LIFT KNUCKLE	R	9/30/2015	1,409.00		084072		1,409.00
6985	SARA KALE							
I-9/23/15 REIMB.	CONSUMABLES	R	9/30/2015	11.92		084073		11.92
3249	SMART & FINAL							
I-110334 B	CONSUMABLES	R	9/30/2015	91.40		084074		91.40
3319	STAPLES ADVANTAGE							
I-3277685040	MISC SUPPLIES	R	9/30/2015	40.28		084075		
I-3277685043	3 HONEYWELL TWR FANS	R	9/30/2015	197.57		084075		
I-3277685045	MISC SUPPLIES	R	9/30/2015	236.72		084075		
I-3277685046	MISC SUPPLIES	R	9/30/2015	55.77		084075		
I-3278029847	ENVELOPES, STICKIES ETC	R	9/30/2015	199.70		084075		
I-3278108294	MISC SUPPLIES	R	9/30/2015	11.28		084075		741.32
3397	SUPERIOR ELECTRIC CO.							
I-10521	MONTEREY RD LIGHT POLE	R	9/30/2015	4,985.00		084076		4,985.00
6324	SUPPLYWORKS							
I-1695029-00	JANITORIAL SUPPLIES 9/15	R	9/30/2015	2,125.04		084077		2,125.04

VENDOR SET: 01 City of Seaside
BANK: AP Regular Payables
DATE RANGE: 9/22/2015 THRU 10/05/2015

VENDOR I.D.	NAME	STATUS	CHECK DATE	INVOICE AMOUNT	DISCOUNT	CHECK NO	CHECK STATUS	CHECK AMOUNT
5038	THE VILLAGE PROJECT							
I-0013	SALARY - T.BLACK	R	9/30/2015	1,958.50		084078		1,958.50
7886	TOPS PEN CO.							
I-3156	1000 BIKE LIGHTS	R	9/30/2015	2,074.74		084079		2,074.74
3494	NANCY TOWNE							
I-932424	REIMBURSEMENT	R	9/30/2015	54.45		084080		54.45
3521	TRUCKSIS ENTERPRISES INC							
I-8400	FLAGS	R	9/30/2015	1,930.55		084081		1,930.55
5873	UNITED SITE SERVICES, INC.							
I-114-3305270	TRAILER KIT 8/14-9/10 201	R	9/30/2015	238.99		084082		238.99
6671	VERIZON WIRELESS							
I-9751516637	WIRELESS CHARGES	R	9/30/2015	494.36		084083		
I-9751516638	WIRELESS CHARGES	R	9/30/2015	38.01		084083		532.37
5776	ALENA WAGREICH							
I-610603 SEPT'15	Instrt Pay Sept 2015	R	9/30/2015	327.60		084084		327.60

* * T O T A L S * *	NO			INVOICE AMOUNT	DISCOUNTS	CHECK AMOUNT
REGULAR CHECKS:	151			370,689.32	0.00	370,689.32
HAND CHECKS:	0			0.00	0.00	0.00
DRAFTS:	1			8,778.25	0.00	8,778.25
EFT:	0			0.00	0.00	0.00
NON CHECKS:	1			0.00	0.00	0.00
VOID CHECKS:	2	VOID DEBITS	140.00			
		VOID CREDITS	215.00CR	75.00CR	0.00	

TOTAL ERRORS: 0

	NO	INVOICE AMOUNT	DISCOUNTS	CHECK AMOUNT
VENDOR SET: 01 BANK: AP TOTALS:	155	379,467.57	0.00	379,467.57
BANK: AP TOTALS:	155	379,467.57	0.00	379,467.57

VENDOR SET: 01 City of Seaside
BANK: PY Payroll Payables
DATE RANGE: 9/22/2015 THRU 10/05/2015

VENDOR I.D.	NAME	STATUS	CHECK DATE	INVOICE AMOUNT	DISCOUNT	CHECK NO	CHECK STATUS	CHECK AMOUNT
0530	CA. STATE DISBURSEMENT UNIT							
I-210201509309913	CASE NO.: 0000085371	D	10/01/2015	344.50		000000		
I-246201509309913	CASE NO.: 0530033626-01	D	10/01/2015	511.50		000000		
I-259201509309913	CASE NO.: 200000001441634	D	10/01/2015	1,499.54		000000		2,355.54
2877	PUBLIC EMPLOYEES' RETIREMENT S							
I-002201509169911	GROUP 70001 - MANAGEMENT	D	9/23/2015	305.31		000000		
I-005201509169911	SURVIVOR BENEFIT	D	9/23/2015	147.87		000000		
I-007201509169911	PART TIME HOURLY PERS	D	9/23/2015	1,147.53		000000		
I-009201509169911	GROUP 75001-POL (ER)	D	9/23/2015	17,919.04		000000		
I-010201509169911	GROUP 74001 - FIRE ER	D	9/23/2015	15,934.37		000000		
I-021201509169911	GROUP 70001 - MISC (ER)	D	9/23/2015	6,188.60		000000		
I-023201509169911	GROUP 70001 - MGMT EPMC EE	D	9/23/2015	21.37		000000		
I-024201509169911	GROUP 70001 - MGMT EPMC ER	D	9/23/2015	31.62		000000		
I-063201509169911	75001 - PD MANAGEMENT ER	D	9/23/2015	5,272.62		000000		
I-065201509169911	70001-MANAGEMENT ER	D	9/23/2015	6,280.45		000000		
I-077201509169911	GROUP 74101 - FIRE 2ND TIER	D	9/23/2015	1,417.88		000000		
I-084201509169911	PERS EE MISC	D	9/23/2015	8,801.32		000000		
I-085201509169911	PERS EE SAFETY	D	9/23/2015	11,174.92		000000		
I-086201509169911	PERS EE MISC PEPRA	D	9/23/2015	2,916.21		000000		
I-087201509169911	PERS ER MISC PEPRA	D	9/23/2015	2,910.12		000000		
I-090201509169911	PERS EE POLICE PEPRA	D	9/23/2015	1,031.92		000000		
I-091201509169911	PERS ER PD PEPRA	D	9/23/2015	580.22		000000		
I-092201509169911	PERS EE PD SAFETY	D	9/23/2015	13,851.37		000000		
I-093201509169911	PERS EE PDNS MISC	D	9/23/2015	1,832.74		000000		
I-094201509169911	NON SAFETY MISC PERS ER	D	9/23/2015	1,010.20		000000		
I-095201509169911	PERS PEPRA NON-SAF EE	D	9/23/2015	1,153.00		000000		
I-096201509169911	PERS PEPRA NON-SAF ER	D	9/23/2015	403.47		000000		100,332.15
2877	PUBLIC EMPLOYEES' RETIREMENT S							
I-005201509229912	SURVIVOR BENEFIT	D	9/24/2015	0.93		000000		
I-090201509229912	PERS EE POLICE PEPRA	D	9/24/2015	133.37		000000		
I-091201509229912	PERS ER PD PEPRA	D	9/24/2015	74.99		000000		209.29
2877	PUBLIC EMPLOYEES' RETIREMENT S							
I-002201509309913	GROUP 70001 - MANAGEMENT	D	10/02/2015	305.31		000000		
I-005201509309913	SURVIVOR BENEFIT	D	10/02/2015	146.94		000000		
I-005201509309914	SURVIVOR BENEFIT	D	10/02/2015	0.93		000000		
I-007201509309913	PART TIME HOURLY PERS	D	10/02/2015	1,290.16		000000		
I-009201509309913	GROUP 75001-POL (ER)	D	10/02/2015	15,865.34		000000		
I-010201509309913	GROUP 74001 - FIRE ER	D	10/02/2015	14,659.61		000000		
I-021201509309913	GROUP 70001 - MISC (ER)	D	10/02/2015	6,396.13		000000		
I-023201509309913	GROUP 70001 - MGMT EPMC EE	D	10/02/2015	21.37		000000		
I-024201509309913	GROUP 70001 - MGMT EPMC ER	D	10/02/2015	31.62		000000		
I-063201509309913	75001 - PD MANAGEMENT ER	D	10/02/2015	5,197.58		000000		
I-065201509309913	70001-MANAGEMENT ER	D	10/02/2015	6,280.45		000000		
I-077201509309913	GROUP 74101 - FIRE 2ND TIER	D	10/02/2015	1,369.85		000000		
I-081201509309913	GROUP 75101 - PD 2ND TIER	D	10/02/2015	532.17		000000		

VENDOR SET: 01 City of Seaside
BANK: PY Payroll Payables
DATE RANGE: 9/22/2015 THRU 10/05/2015

VENDOR I.D.	NAME	STATUS	CHECK DATE	INVOICE AMOUNT	DISCOUNT	CHECK NO	CHECK STATUS	CHECK AMOUNT
I-084201509309913	PERS EE MISC	D	10/02/2015	8,829.31		000000		
I-085201509309913	PERS EE SAFETY	D	10/02/2015	10,489.61		000000		
I-086201509309913	PERS EE MISC PEPRA	D	10/02/2015	2,977.76		000000		
I-086201509309914	PERS EE MISC PEPRA	D	10/02/2015	35.64		000000		
I-087201509309913	PERS ER MISC PEPRA	D	10/02/2015	2,971.54		000000		
I-087201509309914	PERS ER MISC PEPRA	D	10/02/2015	35.57		000000		
I-090201509309913	PERS EE POLICE PEPRA	D	10/02/2015	494.06		000000		
I-091201509309913	PERS ER PD PEPRA	D	10/02/2015	277.80		000000		
I-092201509309913	PERS EE PD SAFETY	D	10/02/2015	12,736.10		000000		
I-093201509309913	PERS EE PDNS MISC	D	10/02/2015	1,716.99		000000		
I-094201509309913	NON SAFETY MISC PERS ER	D	10/02/2015	946.39		000000		
I-095201509309913	PERS PEPRA NON-SAF EE	D	10/02/2015	1,117.39		000000		
I-096201509309913	PERS PEPRA NON-SAF ER	D	10/02/2015	391.01		000000		95,116.63
3138	SEASIDE EMPLOYEES ASSN							
I-015201509169911	DUES	D	9/24/2015	39.00		000000		39.00
3138	SEASIDE EMPLOYEES ASSN							
I-015201509309913	DUES	D	10/02/2015	39.00		000000		39.00
3153	SEASIDE MANAGEMENT ASSN							
I-018201509169911	DUES	D	9/24/2015	70.00		000000		70.00
3153	SEASIDE MANAGEMENT ASSN							
I-018201509309913	DUES	D	10/02/2015	70.00		000000		70.00
4193	SEASIDE PUBLIC SAFETY							
I-037201509169911	DUES	D	9/24/2015	105.00		000000		105.00
4193	SEASIDE PUBLIC SAFETY							
I-037201509309913	DUES	D	10/02/2015	105.00		000000		105.00
4920	ICMA RETIREMENT TRUST-457							
I-013201509169911	CONTRIBUTIONS	D	9/24/2015	17,393.32		000000		
I-014201509169911	CONTRIBUTIONS	D	9/24/2015	2,681.80		000000		
I-401201509169911	LOAN PAYMENT	D	9/24/2015	1,160.81		000000		
I-406201509169911	LOAN PAYMENT2	D	9/24/2015	2,687.96		000000		
I-407201509169911	LOAN PAYMENT3	D	9/24/2015	513.99		000000		
I-409201509169911	LOAN PAYMENT4	D	9/24/2015	2,541.75		000000		
I-411201509169911	LOAN PAYMENT5	D	9/24/2015	189.81		000000		
I-412201509169911	LOAN PAYMENT6	D	9/24/2015	808.65		000000		
I-413201509169911	LOAN PAYMENT7	D	9/24/2015	213.29		000000		
I-414201509169911	LOAN PAYMENT8	D	9/24/2015	108.21		000000		
I-450201509169911	COS SCEA CONTRIBUTIONS	D	9/24/2015	318.55		000000		
I-451201509169911	COS SMSEA CONTRIBUTIONS	D	9/24/2015	969.15		000000		29,587.29

VENDOR SET: 01 City of Seaside
BANK: PY Payroll Payables
DATE RANGE: 9/22/2015 THRU 10/05/2015

VENDOR I.D.	NAME	STATUS	CHECK DATE	INVOICE AMOUNT	DISCOUNT	CHECK NO	CHECK STATUS	CHECK AMOUNT
4920	ICMA RETIREMENT TRUST-457							
I-013201509309913	CONTRIBUTIONS	D	10/02/2015	17,393.32		000000		
I-014201509309913	CONTRIBUTIONS	D	10/02/2015	2,488.93		000000		
I-401201509309913	LOAN PAYMENT	D	10/02/2015	1,160.81		000000		
I-406201509309913	LOAN PAYMENT2	D	10/02/2015	2,687.96		000000		
I-407201509309913	LOAN PAYMENT3	D	10/02/2015	513.99		000000		
I-409201509309913	LOAN PAYMENT4	D	10/02/2015	2,541.75		000000		
I-411201509309913	LOAN PAYMENT5	D	10/02/2015	189.81		000000		
I-412201509309913	LOAN PAYMENT6	D	10/02/2015	808.65		000000		
I-413201509309913	LOAN PAYMENT7	D	10/02/2015	213.29		000000		
I-414201509309913	LOAN PAYMENT8	D	10/02/2015	108.21		000000		
I-450201509309913	COS SCEA CONTRIBUTIONS	D	10/02/2015	318.55		000000		
I-451201509309913	COS SMSEA CONTRIBUTIONS	D	10/02/2015	969.15		000000		29,394.42
5144	STATE OF CALIFORNIA							
I-T2 201509309913	SIT PAYABLE	D	10/02/2015	18,866.93		000000		18,866.93
5264	RABOBANK, N.A.							
I-T1 201509309913	FIT PAYABLE	D	10/02/2015	57,354.76		000000		
I-T4 201509309913	MEDICARE PAYABLE	D	10/02/2015	13,733.70		000000		
I-T4 201509309914	MEDICARE PAYABLE	D	10/02/2015	16.54		000000		71,105.00
5266	INTL ASSOC OF FIREFIGHTER							
I-016201509169911	DUES	D	9/24/2015	713.16		000000		713.16
5266	INTL ASSOC OF FIREFIGHTER							
I-016201509309913	DUES	D	10/02/2015	713.16		000000		713.16
5267	SEASIDE POLICE							
I-017201509169911	DUES	D	9/24/2015	1,980.00		000000		1,980.00
5267	SEASIDE POLICE							
I-017201509309913	DUES	D	10/02/2015	1,980.00		000000		1,980.00
5535	CITY OF SEASIDE BENEFIT A							
I-098201509169911	FLEX-ONE BENEFIT ACCOUNT	D	9/24/2015	1,595.10		000000		
I-342201509169911	AFLAC-DEPENDANT DAY CARE	D	9/24/2015	105.00		000000		1,700.10
5535	CITY OF SEASIDE BENEFIT A							
I-098201509309913	FLEX-ONE BENEFIT ACCOUNT	D	10/02/2015	1,595.10		000000		
I-342201509309913	AFLAC-DEPENDANT DAY CARE	D	10/02/2015	105.00		000000		1,700.10
7124	U.S. BANK N.A.							
I-008201509169911	PARS 6746022500	D	9/24/2015	10,970.85		000000		
I-030201509169911	PARS-ARS 457 6746022400	D	9/24/2015	1,043.48		000000		12,014.33

VENDOR SET: 01 City of Seaside
BANK: PY Payroll Payables
DATE RANGE: 9/22/2015 THRU 10/05/2015

VENDOR I.D.	NAME	STATUS	CHECK DATE	INVOICE AMOUNT	DISCOUNT	CHECK NO	CHECK STATUS	CHECK AMOUNT
7124	U.S. BANK N.A.							
I-008201509309913	PARS 6746022500	D	10/02/2015	10,905.97		000000		
I-030201509309913	PARS-ARS 457 6746022400	D	10/02/2015	1,179.04		000000		12,085.01
1268	FRANCHISE TAX BOARD							
I-212201509309913	EWO FOR TAXES	R	10/01/2015	106.72		017926		106.72
3560	UNITED WAY OF MONTEREY PENINSU							
I-038201509309913	EMPLOYEE CONTRIBUTIONS	R	10/01/2015	48.00		017927		48.00
4508	CALPERS LONG-TERM CARE PROGRAM							
I-025201509309913	EMPLOYEE PREMIUM	R	10/01/2015	124.09		017928		124.09
7363	SHIRLEY K. TOFTE							
I-258201509309913	CASE NO.: MDR22160	R	10/01/2015	1,840.00		017929		1,840.00
2346	MONTEREY SPORTS CENTER							
I-150201509029896	GYM MBRSHIP - SINGLE	R	10/01/2015	408.00		017930		
I-151201509029896	GYM MBRSHP - SENIOR	R	10/01/2015	40.00		017930		
I-152201509029896	GYM MBRSHIP - FAMILY	R	10/01/2015	539.00		017930		987.00
5462	LABORERS NATIONAL PENSION							
I-353201509029896	LIUNA PENSION	R	10/01/2015	3,528.00		017931		
I-353201509169911	LIUNA PENSION	R	10/01/2015	3,528.00		017931		
I-372201509029896	LIUNA PENSION POST 7/11	R	10/01/2015	196.00		017931		
I-372201509169911	LIUNA PENSION POST 7/11	R	10/01/2015	196.00		017931		7,448.00
7370	UPEC, LOCAL 792							
I-048201509029896	LIUNA/UNION DUES	R	10/01/2015	552.50		017932		
I-048201509169911	LIUNA/UNION DUES	R	10/01/2015	552.50		017932		1,105.00
5103	CALIF LAW ENFRCMNT ASSOC							
C-201509309915	CALIF LAW ENFRCMNT ASSOC	R	10/01/2015	31.46CR		017933		
I-296201509029896	POLICE DISABILITY	R	10/01/2015	51.90		017933		
I-296201509169911	POLICE DISABILITY	R	10/01/2015	51.90		017933		
I-304201509029896	POLICE DISABILITY	R	10/01/2015	290.64		017933		
I-304201509169911	POLICE DISABILITY	R	10/01/2015	290.64		017933		
I-304201509229912	POLICE DISABILITY	R	10/01/2015	10.38		017933		664.00
7088	FITNESS EVOLUTION							
D-201509309916	FITNESS EVOLUTION	R	10/01/2015	45.00		017934		
I-153201509029896	GYM MEMBERSHIP	R	10/01/2015	105.00		017934		
I-154201509029896	GYM MEMBERSHIP	R	10/01/2015	15.00		017934		
I-155201509029896	GYM MEMBERSHIP-FAMILY	R	10/01/2015	45.00		017934		210.00

VENDOR SET: 01 City of Seaside
BANK: PY Payroll Payables
DATE RANGE: 9/22/2015 THRU 10/05/2015

VENDOR I.D.	NAME	STATUS	CHECK DATE	INVOICE AMOUNT	DISCOUNT	CHECK NO	CHECK STATUS	CHECK AMOUNT

* * T O T A L S * *	NO		INVOICE AMOUNT	DISCOUNTS	CHECK AMOUNT
REGULAR CHECKS:	9		12,532.81	0.00	12,532.81
HAND CHECKS:	0		0.00	0.00	0.00
DRAFTS:	22		380,281.11	0.00	380,281.11
EFT:	0		0.00	0.00	0.00
NON CHECKS:	0		0.00	0.00	0.00
VOID CHECKS:	0	VOID DEBITS 0.00			
		VOID CREDITS 0.00	0.00	0.00	

TOTAL ERRORS: 0

	NO	INVOICE AMOUNT	DISCOUNTS	CHECK AMOUNT
VENDOR SET: 01 BANK: PY TOTALS:	31	392,813.92	0.00	392,813.92
BANK: PY TOTALS:	31	392,813.92	0.00	392,813.92
REPORT TOTALS:	193	772,001.49	0.00	772,281.49

SELECTION CRITERIA

VENDOR SET: 01-City of Seaside
VENDOR: ALL
BANK CODES: All
FUNDS: All

CHECK SELECTION

CHECK RANGE: 000000 THRU 999999
DATE RANGE: 9/22/2015 THRU 10/05/2015
CHECK AMOUNT RANGE: 0.00 THRU 999,999,999.99
INCLUDE ALL VOIDS: YES

PRINT OPTIONS
SEQUENCE: CHECK NUMBER

PRINT TRANSACTIONS: YES
PRINT G/L: NO
UNPOSTED ONLY: NO
EXCLUDE UNPOSTED: NO
MANUAL ONLY: NO
STUB COMMENTS: NO
REPORT FOOTER: NO
CHECK STATUS: NO
PRINT STATUS: * - All

CITY OF SEASIDE
STAFF REPORT

Item No.: 8.C.

TO: City Council

FROM: John Dunn, City Manager

BY: Diana Ingersoll, Deputy City Manager Resource Management Services
Tim O'Halloran, City Engineer/Public Works Services Manager

DATE: October 15, 2015

SUBJECT: **CONSIDER THE APPROVAL OF THE TRAFFIC ADVISORY COMMITTEE (TAC) RECOMMENDATIONS**

PURPOSE

The purpose of this item is to consider the Traffic Advisory Committee (TAC) recommendations from their September 15th, 2015 meeting.

RECOMMENDATION

It is recommended for the City Council to approve the following Traffic Advisory Committee (TAC) recommendations on the following two items:

Item 1: Deny request to utilize a portion of the Laguna Grande parking Authority parking lot for CHOMP employee bus shuttle service. Provide notice to CHOMP of action and provide a grace period before enforcement begins.

Item 2: Approve to place 20 feet of red curb north of both driveway approaches and place 20 feet of red curb south of the northernmost driveway approach to 1721 Del Monte Boulevard.

BACKGROUND

The Traffic Advisory Committee acts as an advisory board to the City Council per Chapter 2.37 of the Municipal Code. Recommendations made by the TAC are to be ratified by the City Counicl prior to implementation. The TAC reviews all requests for traffic safety, regulatory or control devices, signs and marking, and conducts studies as well as offers recommendations to the City Council, Planning Commission or appropriate City Department.

The Traffic Advisory Committee reviewed and provided recommendations for two (2) requests

at their September 15, 2015 meeting. A summary of these requests are provided below.

STAFF ANALYSIS

Item 1
The Community Hospital of the Monterey Peninsula (CHOMP) has requested to utilize a portion of the Laguna Grande Parking Authority parking lot for their employee bus shuttle service (attachment 1).

Background
The Community Hospital of the Monterey Peninsula (CHOMP) has been utilizing the parking available in the Laguna Grande Parking Authority Parking Lot for their employee shuttle service for the last 20 plus years. Due to the complaints of loitering and long term parking, the City Council authorized installation of 2 hour time limited parking and no overnight parking signs within the parking lot. Due to these recent 2 hour time parking limitation, CHOMP has requested to utilize a portion of Laguna Grande Parking Authority parking lot to continue their employee shuttle service.

There are a total of 631 parking spaces in the Laguna Grande Shopping Center. The grant deed stipulates that there cannot be less than 543 parking spaces for use as customer parking, thus leaving 88 parking spaces that could be used for other uses. Legal Counsel to the City of Seaside has determined that based on the language in the Grant Deed the proposed use may be allowed if all of the adjacent property owners agree. The locations of potential park and ride sites are shown on the attached aerial. The locations shown were chosen so that the businesses would be minimally impacted. The total amount of parking proposed for the park and ride designation will be 20 parking spaces. Staff contacted the owners identified in the grant deed and asked if they would be supportive of a 20 space parking lot designation specifically for a park and ride. All four adjacent property owners were not supportive.

Staff was asked to research the possibility for another parking facility within the City for CHOMP. The City does not have another parking facility to accommodate CHOMP's parking needs. All properties owned by the City or Successor Agency are under Exclusive Negotiating Agreements and those that are not consist of parks and public facilities. Based upon the response from the property owners staff recommends to deny request to utilize a portion of the Laguna Grande Parking Authority parking lot for CHOMP employee shuttle service.

Recommendation
The Traffic Advisory Committee recommends denying the request to utilize a portion of the Laguna Grande Parking Authority parking lot for CHOMP employee bus shuttle service. Provide notice to CHOMP of action and provide a grace period before enforcement begins.

Item 2
Lexus of Monterey Peninsula has requested red curb to be placed between the two driveway approaches at 1721 Del Monte Boulevard (attachment 2). The requester has stated that it is difficult to see on-coming vehicles while exiting either driveway.

Background
Lexus of Monterey Peninsula (Lexus) is located at 1721 Del Monte Boulevard. Del Monte Boulevard is an arterial roadway for north and south bound traffic with two lanes in each direction. The posted speed limit on Del Monte is 35 miles per hour. Del Monte Boulevard is approximately 64 feet wide measured from the face of curb to face of curb with parking allowed on both sides of the street. There are two driveway approaches for ingress and egress for Lexus, both measuring more than 30 feet wide located to the south and north side of the building. There is approximately 113 feet between the driveway approaches, enough on street parking for five to six vehicles. There is approximately 68 feet of red curb along the west curb south of the southern most driveway. There is approximately 40 feet between the northernmost driveway of Lexus and the neighboring business' driveway approach for Monterey Tire Service.

Staff conducted a site visit on Wednesday, September 9, 2015. From the southernmost driveway for Lexus, staff observed that sight distance for on coming northbound traffic is adequate while the sight distance for on coming southbound traffic is impeded by parked vehicles (attachment 3). From the northernmost driveway for Lexus, staff observed that sight distance for on coming northbound and southbound traffic is impeded by parked vehicles.

Recommendation
The Traffic Advisory Committee recommends placing 20 feet of red curb north of both driveway approaches and 20 feet of red curb south of the northernmost driveway approach (attachment 4).

FISCAL IMPACT

Item 1 - There is no fiscal impact associated with item 1.

Item 2 - The fiscal impact of this item is approximately $990 for painting 60 feet of red curb should the TAC recommendation be approved.

ATTACHMENTS

1. Parking Authority Parking Lot
2. 1721 Del Monte Blvd. Request
3. Sight Distance Photos
4. 1721 Del Monte Blvd. Recommendation

Reviewed for Submission to the
City Council by:



John Dunn, City Manager

Laguna Grande Shopping Center

Source: City of Seaside GIS, 2008

June 23, 2015

1721 Del Monte Boulevard

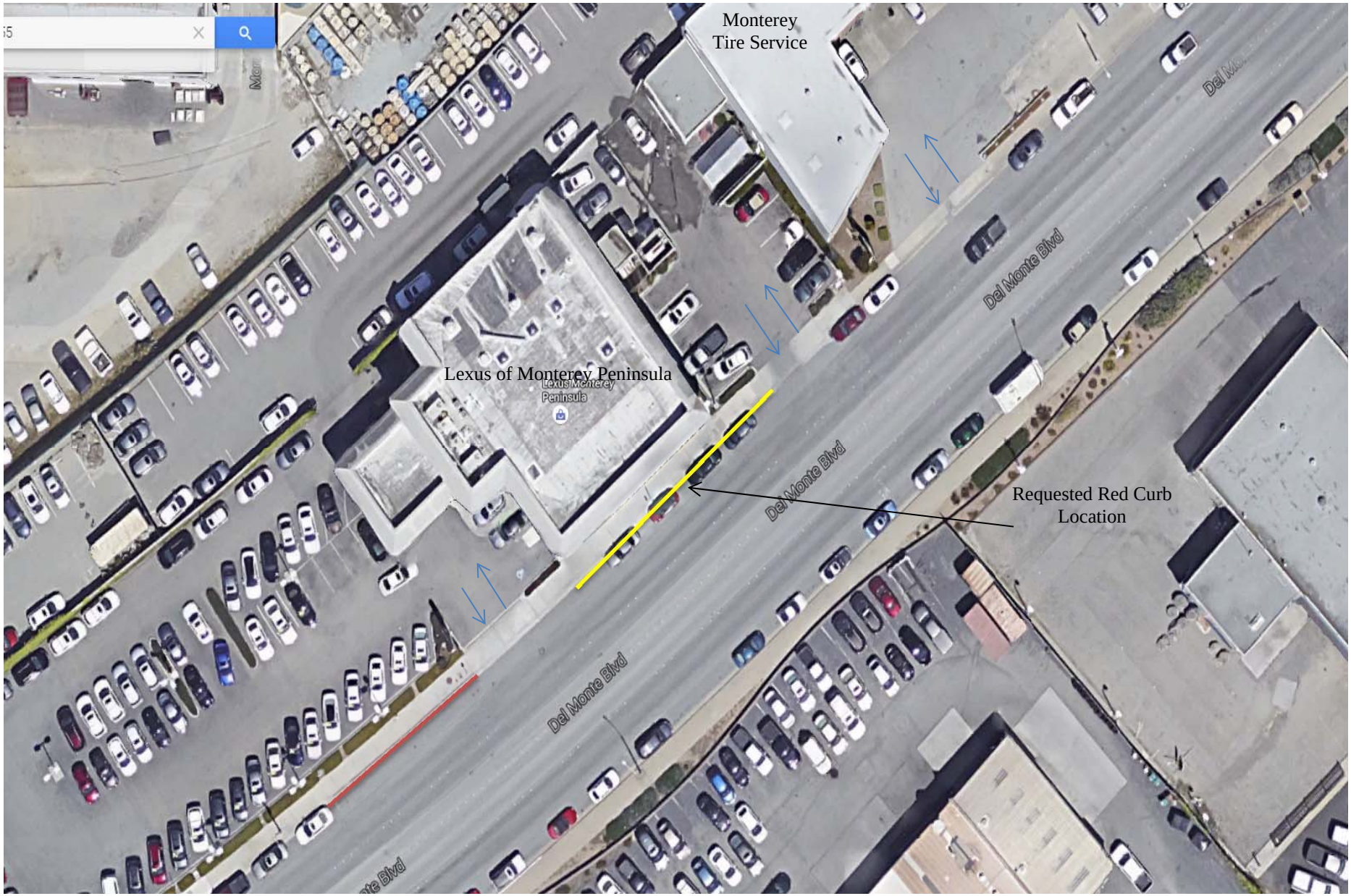

Looking north at the southernmost driveway approach to Lexus.

Looking south at the northernmost driveway approach to Lexus

Looking north at the northernmost driveway approach to Lexus

1721 Del Monte Boulevard - Recommendation

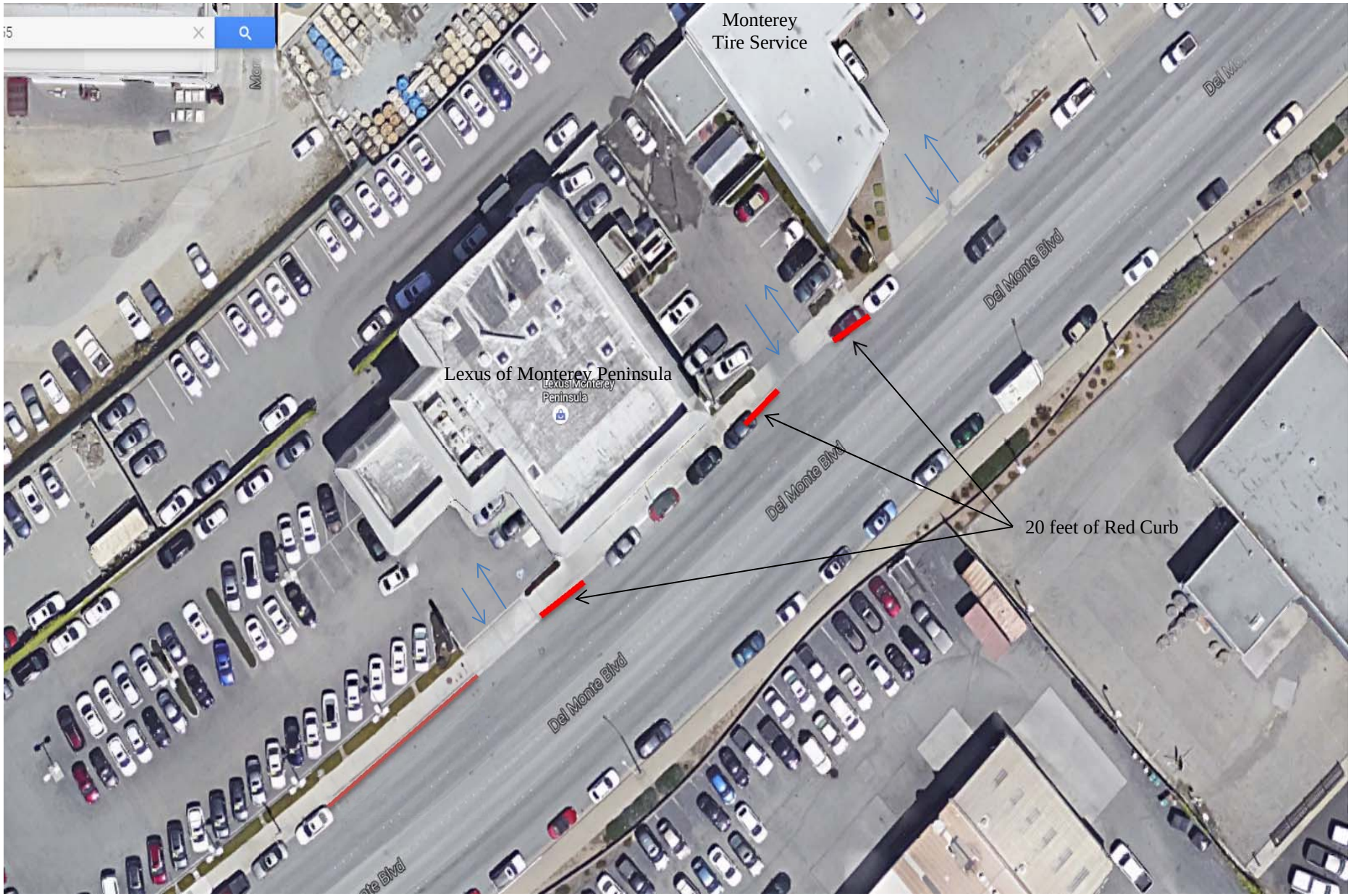

CITY OF SEASIDE
STAFF REPORT

Item No.: 8.D.

TO: City Council

FROM: John Dunn, City Manager

BY: Diana Ingersoll, Deputy City Manager Resource Management Services
Nancy Towne, Recreation Services Manager

DATE: October 15, 2015

SUBJECT: **CONSIDER APPROVAL OF A FEE WAIVER REQUEST FROM BALLET FOLKLORICO AGUILA REAL FOR USE OF LAGUNA GRANDE HALL AT OLDEMEYER CENTER FOR 25TH ANNIVERSARY EVENT**

PURPOSE

The purpose of this item is to consider the fee waiver request from Ballet Folklorico Aguila Real for the use of the Laguna Grande Hall at Oldemeyer Center to hold their 25th anniversary event in the amount of Six-Hundred and Fifty-Eight Dollars and Twenty-Five Cents ($658.25).

RECOMMENDATION

It is recommended that the City Council approve the request.

BACKGROUND

Currently the non-profit organization, Ballet Folklorico Aguila Real receives a fee waiver for their use of the dance studio at the Oldemeyer Center for the Folklorico dance class held once a week. Aguila Real also received a fee waiver for the use of the Laguna Grande Hall for their 20th anniversary in 2011. They are asking the City of Seaside for co-sponsorship for their 25th anniversary event.

FISCAL IMPACT

The approximate fees which are applicable to this request are:

Laguna Grande Hall 5.5 Hours x $94.00	$517.00

Non-Refundable Deposit	$141.25
TOTAL	**$658.25**

ATTACHMENTS

1. BALLET FOLKLORICO AGUILA REAL FEE WAIVER

Reviewed for Submission to the
City Council by:

John Dunn, City Manager

City of Seaside

FEE WAIVER REQUEST

Name of Applicant Blanca Bonilla Organization Ballet Folklorico Aguila real

Address 1777 Luxton st. Seaside CA 93955
Street City State Zip

Home Phone _____ Cell Phone (831) 383-0082 Email Address balletfolklorico aguilareal@yahoo.com

Room(s) Requested Laguna Grande Hall

Day(s) and Date(s) Requested April 16 2016

Hours Requested (include set-up time) 3:30pm - 9:00pm Estimated Attendance 50+

Description of Event 25th Anniversary of Ballet Folklorico Aguila Real

Special Instructions or Equipment to Be Brought In TBA

Reason for Requesting Fee Waiver – Fundraising activities do not qualify for fee waivers.

The group is a non-profit that directly benefits the youth of Seaside

Have you received a Fee Waiver in the past? Yes ☑ No ☐

If so, what was the date of your event? 5 yrs. ago

Is your organization based in Seaside? Yes ☑ No ☐

What percentage of your members or participants resides in Seaside? 100%

What is your organization's tax identification number? 0

Is organization able to provide liability insurance? 0

Will alcohol be served or sold at your event? Yes ☐ No ☑

Applicant Signature Blanca Bonilla **Date** 9-28-2015

FOR OFFICE USE ONLY

Approved:		**Security Required?**	Yes ☐	No ☐	**Notes:**
Denied:		**Meets Criteria**	Yes ☐	No ☐	
Appealed:		**Date:**			

Revised 9/13

POLICY REGARDING ROOM RENTAL FEES AND WAIVERS

Fees may be waived for activities that benefit the majority of Seaside residents. Any new organizations requesting fee waivers are required to submit a letter of intent and complete the Fee Waiver Request form to the Recreation Services Department. The application will be submitted to the City Manager or his designee for review and approval. In the event that the fee waiver request is denied by the City Manager, the request can be appealed to the City Council. Applicants must demonstrate that the following criteria are satisfied:

1. At least 60% of the organization's membership must consist of Seaside residents. The organization must provide documentation verifying membership residency.
2. The organization must be a 501© 3 non-profit or public benefit organization and provide taxpayer identification number.
3. The organization must provide an in-kind service/donation to benefit and augment the City of Seaside. A written statement must be submitted with the application outlining specific donations and/or services provided by the organization to the City of Seaside.

FEE WAIVERS FOR MEETING ROOMS

1. Meetings are limited to four hours.
2. All organizations receiving fee waivers must give seven days notice of cancellation. If no notice is given of cancellation, the City reserves the right to deny further fee waiver requests.
3. Due to limited space, organizations may not request fee waivers for any more than one meeting room use per year; fee waivers are not intended to provide for ongoing weekly or monthly meeting use.

AUDITORIUM RENTAL FEE WAIVER

Organizations requesting the use of the Auditorium must:

1. Pay the non-refundable portion of the deposit per event.
2. An organization requesting use of the auditorium for a special event or meeting may receive no more than one fee waiver request within a 90-day period.
3. Provide special event liability insurance. The following is required:
    a. Provide an "Occurrence Made" liability insurance policy, naming the city as additionally insured, with limits of $1 million per occurrence and $2 million aggregate. A copy of that policy must be provided to the Recreation Services Department.

    OR

    b. Purchase Special Event Liability insurance through the Recreation Services Department at the time of fee waiver request. This insurance covers not only the city, but also those renting the facility.
4. Fundraising activities of any nature do not qualify for fee waivers.
5. Special events may be required to provide security at renter's expense. A photocopy of the contract must be on file with the Recreation Services Department. The number of security guards required is determined by the nature of the event and the numbers in attendance.

***A City-sanctioned organization is defined as "any community based group or organization that in cooperation with the Recreation Services Department, provides an entertainment, recreation and/educational service benefiting the citizens of Seaside."**

****All deposits are placed in the maintenance and janitorial fund designated for the upkeep and repair of the Oldemeyer Center.**

Revised 9/13

PERMIT TO USE LAGUNA GRANDE HALL

City of Seaside Recreation Services
986 Hilby Avenue, Seaside, CA 93955
(831) 899-6800 Fax (831) 899-6274

Name of Applicant Blanca Bonilla Organization Ballet Folklorico

Address 1777 Luxton Seaside, CA 93955
Street City State Zip

Home Phone _____ Cell Phone _____ Email Address _____

Day(s) and Date(s) Requested 4/16/16

Hours Requested (include set-up time) 3:30pm - 9:00pm Estimated Attendance 50+

Description of Event 25th Anniversary of Ballet Folklórico Aguila Real

Special Instructions or equipment requested TBA

Requested Use of ☑ Podium ☐ Coffee Pot ☑ Microphone ☐ US & California Flag

Projectors and other electronic equipment is not available for use

	YES	NO		YES	NO
Is event open to the public?	☑	☐	Will refreshments be served?	☑	☐
Will admission be charged?	☐	☑	Will refreshments sold?	☐	☑
Are you a non-profit organization?	☑	☐	Will you be using the kitchen?	☑	☐
Will there be music?	☑	☐	Will alcohol be served?*	☐	☑
Live music or DJ? Both			Will alcohol be sold?*	☐	☑
Name, of DJ or band: Unknown					

*** Alcohol is prohibited at youth oriented events.**

DJ or band phone number and address: _____
Work Phone Cell Phone

_____
Street City State Zip

Applicant will provide the following items 30 days prior to the event:

☐ Full payment of all applicable fees ☐ Copy of event security contract by licensed company (if applicable)
☐ Proof of liability insurance ☐ Copy of ABC license (if applicable)

I have read and agree to the Laguna Grande Hall Rules, Regulations and Conditions of Use on the back side of this form.

Applicant Signature Blanca Bonilla Date 9-28-2015

FOR OFFICE USE ONLY

Deposit:		**Amount Paid:**		**Staff Approval:**	
Hourly Fees:		**Date:**		**Notes:**	
Insurance:					
Alcohol Deposit:		**Balance Due:**			
Total Fees:		**Balance Due Date:**			

Revised 09/14

RULES, REGULATIONS & CONDITIONS OF USE

1. OVERTIME: Use of the facilities in excess of the time set forth above may result in overtime fee being charged.

2. CANCELATION BY PERMITTEE: Permittee must submit written notice of cancellation to the calendaring agent in order to be eligible for a refund. Refund requests made forty-five (45) days in advance will receive a full refund less a seven dollar ($7) surcharge. Refund requests made thirty (30) - forty-five (45) days in advance will receive a full refund less the non-refundable portion of the security deposit. Refund requests made less than thirty (30) days in advance will receive a full refund less the entire security deposit.

3. CANCELATION BY CITY: This permit may be canceled without liability to the City under any of the following conditions: a) It is found to contain false or misleading information, (b) The Department finds that the proposed use will be detrimental to the public's health, (c) Any individual or group (members or guests) willfully or through negligence mistreats the equipment or violates any of the regulations, terms, and conditions established for use of the facilities, (d) Average attendance of scheduled activities falls below the standard established for each use area with the Center, (e) For failure to notify Center of cancellation of any date or dates covered by this permit, (f) Permittee defaults on or has not completed all conditions and requirements for use of facilities, (g) In case the Center or any part thereof shall be destroyed or damaged by fire or any other cause, or if other unforeseen occurrence, including strikes, labor disputes, war, or acts of military authorities shall render fulfillment of the permit difficult or impossible of performance, (h) The facility is needed by public necessity or emergency use, (i) Upon thirty (30) calendar days written notice to Permittee. Refund of rental fees shall be made where City cancels permit at least thirty (30) days prior to the date reserved, except when cancelation occurs under items (g) or (h) above.

4. TRANSFERRING PERMIT: Permit cannot be transferred, assigned, or sublet unless approved by the City in writing.

5. ADVERTISING, SOLICITATION AND SALES: No advertising or signs shall be exhibited and no sales made at the Center without the written permission of the City.

6. COMPLETION OF REQUIREMENTS FOR USE OF FACILITIES: Permittee must complete all requirements relating to use of the facilities within the time requirements specified.

7. COMPLIANCE TO CONDITIONS OF USE: The Permittee shall observe, obey, and comply with all applicable City, County, and Federal laws; and the policies, rules, regulations, terms, and conditions governing use of Center facilities. Permittee will forfeit all rents or other fees paid if evicted from premises for violation of it. Eviction shall not release Permittee from any obligations for the payment of the rents or other fees required to be paid under this permit for the term thereof.

8. CONCESSION SALES: Permittee will not engage in concession operations unless authorized in writing by Director/authorized staff.

9. CONDUCT OF PERSONS: Permittee shall be solely responsible for the orderly conduct of all persons using the premises by its invitation, either express or implied, during all times covered by the permit. The Department reserves the right to eject or cause to be ejected from the premises any person or persons objectionable due to unlawful conduct.

10. DAMAGE TO FACILITY OR EQUIPMENT: All property, equipment, and furnishings must be kept clean and undamaged, fair wear and tear accepted. Permittee causing damage or loss will be required to pay for same at current costs.

11. EXITS: At no time shall exits be covered or obstructed.

12. FACILITIES CAPACITY: Permittee shall not admit a larger number of persons than can be safely and freely moved about therein as determined by Building and Fire Codes.

13. FLAMMABLE MATERIALS: No flammable materials will be permitted to be used for decorations. All materials used for decorative purposes must be treated with flame proofing and be approved by the Fire Department.

14. INDEMNITY: Permittee shall indemnify and hold harmless by the City, its officers, employees, and agents, against any and all claims, demands, causes of action, personal injuries or death, damages whatsoever, directly or proximately resulting or caused by the use and occupation of the facilities described in the permit, whether such use is authorized or not or from act or omission of Permittee or any of its officers, agents, employees, guests, patrons, or invitees, and the Permittee shall, at its sole risk and expense, defend any and all suits, actions, or other legal proceedings which may be brought or instituted against City, its officers and employees, on any such claim, demand, or cause of action, and the Permittee shall pay any judgment or decree which may be rendered against the city, its officers, employees, and agents in any suit, action or other legal proceedings, and Permittee shall pay for any and all damages to the property of the City or of others, the loss or theft of such property, done or caused by Permittee, its officers, agents, employees, guests, patrons, and invitees.

15. PAYMENT OF TAXES: Payment of all Federal, and City taxes in connection with the event shall be the liability and responsibility of the Permittee.

16. PERMITTEE RESPONSIBLE FOR CLEANLINESS OF FACILITY: Facilities used by Permittee must be left in a clean and orderly condition. If additional maintenance is required, other than normal cleaning process, the Permittee will be charged for same.

17. PERMITTEE RESPONSIBLE FOR PERMITS AND LICENSES: The Permittee shall procure at his own expense all the required licenses and permits necessary for the intended use or activity covered by this permit.

18. ALCOHOL: No alcohol can be served to minors or at any youth-related event at the Oldemeyer Center or Seaside Community Center and can result in immediate closure of the event and loss of deposit. ALL alcohol is prohibited at ALL youth oriented events.

19. SMOKING: Smoking is prohibited within twenty (20) feet of entrances, exits and windows.

20. USE OF RESERVED FACILITIES AND EQUIPMENT: Permittee may use only those facilities and equipment specifically designated on this permit.

21. CONSTRUCTION OF PERMIT: In case of any doubts as to the interpretation of any provisions of this permit, the interpretation by the Recreation and Community Activities Director shall prevail. In addition, the Recreation and Community Activities Director shall have the sole power to decide and resolve matters not covered by this permit.

22. SEVERABILITY: If any part of this permit is for any reason held to be illegal, inapplicable, unenforceable, or unconstitutional, such decision shall not affect the validity of the remaining portions of the permit.

23. SECURITY AND CLEANING DEPOSIT: A deposit is required from any person or organization renting a room at the Center (according to current fees and charges). A portion of the deposit is non-refundable (according to current fees and charges) and the remaining deposit is refundable in whole or in part depending upon the condition of the room, walls, floors, carpets; whether any breakage occurred or whether overtime was incurred beyond stated setup, cleanup or activity time. The City reserves the right to close down any party or activity that may in any way endanger the health or safety of any person or property. Any early closure of the facility may result in loss of deposits. Refundable deposits will be returned within thirty (30) days following the event date.

24. SUPPLIES: City staff is not authorized to provide supplies for your event.25. SECURITY GUARDS: One guard per fifty participants is required for events that serve alcohol and/or have live/DJ music or dancing. The City reserves the right to require security for events.

Revised 09/14

CITY OF SEASIDE
STAFF REPORT

Item No.: 8.E.

TO: City Council

FROM: John Dunn, City Manager

BY: Diana Ingersoll, Deputy City Manager Resource Management Services
Nancy Towne, Recreation Services Manager

DATE: October 15, 2015

SUBJECT: **CONSIDER APPROVAL OF A FEE WAIVER REQUEST FROM SEASIDE HIGH SCHOOL FOR COSTS ASSOCIATED WITH THE ANNUAL HOMECOMING PARADE**

PURPOSE

The purpose of this item is to consider the request from Seaside High School for a waiver of the costs for Public Works and Police Services in the amount of six hundred sixty-five dollars and thirty-eight cents ($665.38) associated with the 2015 Homecoming Parade scheduled for October 16, 2015.

RECOMMENDATION

It is recommended that the City Council approve this request.

BACKGROUND

Seaside High School is planning to hold their annual Homecoming Parade on Friday, October 16, 2015 at 3:15 p.m. A Special Event Application and proof of insurance have been submitted for review to the Special Event Committee. The attached information details the specifics of this event.

A Fee Waiver Request has been submitted by Seaside High School and the City Council has, in the past, voted to waive all fees for their annual Homecoming Parade. Therefore, staff is recommending approval of this request.

FISCAL IMPACT

The approximate fees which are applicable to this request are:

Police Fees	$515.00
Public Works Fees	$150.38
TOTAL	**$665.38**

ATTACHMENTS

1. Fee Waiver Request and Special Event Application for Seaside High School Homecoming Parade

Reviewed for Submission to the
City Council by:

John Dunn, City Manager

2015 received 9/14/15

SPECIAL EVENT APPLICATION

Incomplete or illegible applications will not be processed. An application for a permit is NOT a permit.

ORGANIZATION NAME Seaside High
MAILING ADDRESS 2200 Noche Buena Seaside
CONTACT NAME Rikee Ross **PHONE#** 392-3530 ext 2053
PHONE# 831 915 2935

Names and phone numbers of person(s) in charge of the event who can be contacted on a 24-hour basis during the event.

EMAIL: rross@mpusd.k12.ca.us

EVENT NAME: Seaside High Homecoming Parade

Event Category

____ Athletic/Recreation	____ Concert/Performance	____ Circus
____ Celebration/Festival	X Parade/Procession/March	____ Dance
____ Carnival	____ Other ____	

Setup	Date ____	Time ____	Friday
Event Starts	Date 10/16	Time 3:15 pm	
Event Ends	Date 10/16	Time 4:30 pm	
Dismantle	Date ____	Time ____	

SITE LOCATION Annual Parade Route (see attached)

DESCRIPTION OF EVENT-PLEASE ATTACH SITE/ROUTE MAP

Please provide detailed description of your event. Include details regarding any components of your event such as the use of vehicles, animals, rides, sanitation provisions or any other pertinent information about the event.

SHS → Noche Buena → San Pablo → Fremont → Ord Grove → Noche Buena → SHS

SAFETY/SECURITY/ACCESSIBILITY

Please describe your procedures for crowd control and internal security

Admin., Teachers, & Liasions will assist
6-12 adults

NAME OF SECURITY ORGANIZATION (If required)

Please attach security contract.

NONE

SIGNS POSTED _____

 # OF PARTICIPANTS ± 200

IS THE EVENT OPEN TO THE PUBLIC? (X) YES ( )NO
If no, please describe how the event will be restricted and indicate plan on detailed schematic.
Parade Route

IF ADMISSION IS TO BE CHARGED, WHAT IS THE PRICE OF TICKETS FOR THE EVENT? N/A

( ) NON-PROFIT 501 C(3) ( ) 501 C(6) ( ) COMMERCIAL-FOR PROFIT
( ) OTHER
Federal ID# _____

Event Benifting: _____

WHAT CITY SERVICES DO YOU ANTICIPATE YOU WILL NEED? (IE., POLICE, FIRE, RECREATION, PUBLIC WORKS, ETC.)
Police - Public works
Fire Dept. will be contacted to participate in parade

METHOD OF TRASH COLLECTION/DISPOSAL AND PROVISION FOR ADDITIONAL SANITARY FACILITIES
Self-control

PARKING ARRANGEMENTS:
Public Parking Needs

SPECIAL EQUIPMENT TO BE USED FOR PROPOSED EVENT. LIST ALL ELECTICAL NEEDS YOU MAY REQUIRE

( ) P.A. System ( ) Generator(s) ( ) Amplified sound/music
( ) Booths ( ) Bleachers ( ) Cooking fuel
( ) Tents ( ) Banners ( ) Barricades
( ) Other _____

DO YOU INTEND TO SELL FOOD OR BEVERAGE? ( ) YES (X) NO
If **YES,** please attach Health Department Food Vendor Certificate.

DO YOU INTEND TO SELL OTHER MERCHANDISE? ( ) YES (X) NO
# of Vendors_____

Describe the type of merchandise.

_____

_____

_____

WILL ALCOHOL BE SERVED? ( ) YES (X) NO
WILL ALCOHOL BE SOLD? ( ) YES (X) NO
If yes, please attach ABC license.

WILL EVENT INCLUDE MUSIC OR LIVE PERFORMANCES? ( ) YES (X) NO

HOW WILL EVENT BE ADVERTISED AND PROMOTED?
Via SHS website & signs posted around city

WILL FILM, VIDEO, OR PHOTOGRAPHY BE INVOLVED WITH THE PRODUCTION OF THE EVENT?
only SHS film & video class for yearbook

OTHER PERTINENT INFORMATION OR SPECIAL REQUESTS
Inviting city council and mayor to ride along & participate in our rally

APPLICANT AGREEMENT: All applicable fees must be paid 30 days prior to event date. No permit revisions will be accepted less than 14 days prior to the event date. The City of Seaside retains the right to terminate the event at any time should a responsible city official determine any activity related to the event is a threat to public safety and/or property. I (we) agree to abide by all laws, rules and regulations which may apply to this area. I (we) accept specific responsibility for other members of my group and for any damage done to city property and/or facilities, and agree to clean and restore the site to the condition in which it was found prior to the holding of the specific event. I certify under penalty of perjury that all the preceding information is true to the best of my knowledge. **Completed and signed special event form must be submitted to Recreation and Community Activities Director within seven working days of receipt of form.**

_____ _____
Permit Holder's Signature Date 8/17/15

APPLICATION MUST INCLUDE:
Non-refundable Application Fee of $90.00
Detailed schematic of event location indicating specific activity sites. For non-profit organizations, a copy of non-profit status must be submitted.
Attach to application and mail to: **City of Seaside**
Recreation Services
Attn: N. Towne
986 Hilby Avenue

Seaside, CA 93955
(831) 899-6801 (P)
(831) 899-6274 fax
email: towne.nancy@ci.seaside.ca.us

Specific Event
Conditions of Approval

- Event organizers must clean up any event-related trash.
- All event noise or sound must be kept to a minimum, particularly before 9:00 a.m. and must not create an annoyance to co-existing events.
- Permittee is responsible for the actions of all vendors and participants during the event.
- No activities are permitted onsite that are not included on your permit application.
- All City ordinances will be strictly enforced (alcohol, dogs, etc.).
- Permit must be kept on location at all times.

Failure to comply with the above conditions may result in immediate closure of the event and a ban on future events by the organizer in the City of Seaside.

PROVISIONS

Permittee waives all claims against the City, its officers, agents and employees, for loss or damage caused by, arising out of, or in any way connected with, the exercise of this permit and permittee agrees to save harmless, indemnify and defend City, its officers, agents and employees, from any and all loss, damage or liability which may be suffered or incurred by City, its officers, agents and employees caused by, arising out of or in any way connected with exercise by permittee of the rights hereby granted, except those arising out of the sole negligence of the City.

City shall have the privilege of inspecting the premises covered by this permit any and all time. This permit shall not be assigned. City may terminate this permit at any time if permittee fails to perform and covenant herein contained at the time and in the manner herein provided. City agrees it will not unreasonably exercise this right of termination.

The parties hereto agree that the permittee, its officers, agents and employees, in the performance of this permit shall act in an independent capacity and not as officers, employees or agents of the City. No alteration or variation of the terms of this permit shall be valid unless made in writing and signed by the parties hereto.

Permittee will not discriminate against any employee or applicant for employment because of race, color, religion, ancestry, sex, sexual orientation, age national origin or physical handicaps. Permittee agrees to comply with the terms and conditions contained herein and all rules and regulation of the City subject to this permit.

Permit Holder's Signature | Leadership Teacher Title | 8/17/15 Date

INDEMNIFICATION, DEFENSE, HOLD HARMLESS

Applications must furnish the city with a certificate of insurance in an amount no less than $1 million naming the City of Seaside as an additional insured. The amount of insurance is subject to increase at the discretion of the Finance Director who is the Risk Manager, depending upon the nature of the event. Such insurance must be primary to any city insurance and the city must have at least ten days notice of cancellation.

For final event approval, you will need commercial general liability insurance that names "the City of Seaside, its officers, employees and agents" as an additional insured and any other public entities impacted by this event . Insurance coverage must be maintained for the duration of the event. To determine the a mount of insurance coverage necessary, please contact

Risk Manager. Please obtain the required insurance and mail an original insurance certificate to City of Seaside, Recreation and Community Activities Department, P.O. box 810, Seaside, CA 93955.

Name of insurance agent _____ **Agent's Name** _____
Business Phone _____ **Policy Number** _____

PERMIT HOLDER hereby agrees to protect, defend, indemnify and hold and save harmless **CITY**, its officers, and employees against any and all liability, claims, judgements, costs and demands, however caused, including those resulting from death or injury to **PERMIT HOLDER'S** employees and damage to **PERMIT HOLDER'S** property, arising directly or indirectly out of the obligations or operations herein undertaken by **PERMIT HOLDER**, including those arising from the passive concurrent negligence of **CITY** but save and except those which arise out of the active concurrent negligence, sole negligence, or the sole willful misconduct of **CITY PERMIT HOLDER** will conduct all defense at its sole cost and expense. **CITY** shall be reimbursed by **PERMIT HOLDER** for all costs or attorney's fees incurred by **CITY** in enforcing this obligation.

8/17/15
Date

Signature of Permit Holder

Administrative Use Only

Sign Off

( ) Building _____ ( ) Recreation _____
( ) Planning _____ ( ) Finance _____

( ) Police _____ ( ) Public Works _____
( ) Fire _____ ( ) County Health _____

Department Comments

_____
_____
_____
_____

Special Event application form
Revised February 18, 2014

City of Seaside

FEE WAIVER REQUEST

Name of Applicant Rikee Ross Organization Seaside High - Leadership

Address 2200 Noche Buena Seaside CA 93955
Street City State Zip

Home Phone 831 3923530 ext 2053 Cell Phone 8319152935 Email Address _____

Room(s) Requested _____

Day(s) and Date(s) Requested Friday September 18, 2015

Hours Requested (include set-up time) 105pm - 4:45pm Estimated Attendance 250

Description of Event Homecoming Parade 3:20-4:30

Special Instructions or Equipment to Be Brought In NONE

Reason for Requesting Fee Waiver – Fundraising activities do not qualify for fee waivers.

We are a school that has an annual homecoming parade to share our organizations with the community & students

Have you received a Fee Waiver in the past? Yes ☐ No ☒

If so, what was the date of your event? _____

Is your organization based in Seaside? Yes ☒ No ☐

What percentage of your members or participants resides in Seaside? 90%

What is your organization's tax identification number? _____

Is organization able to provide liability insurance? yes

Will alcohol be served or sold at your event? Yes ☐ No ☒

Applicant Signature [signature] **Date** 8/17/15

FOR OFFICE USE ONLY

Approved: _____
Denied: _____
Appealed: _____

Security Required? Yes ☐ No ☐
Meets Criteria Yes ☐ No ☐
Date: _____

Notes: _____

Revised 9/13

POLICY REGARDING ROOM RENTAL FEES AND WAIVERS

Fees may be waived for activities that benefit the majority of Seaside residents. Any new organizations requesting fee waivers are required to submit a letter of intent and complete the Fee Waiver Request form to the Recreation Services Department. The application will be submitted to the City Manager or his designee for review and approval. In the event that the fee waiver request is denied by the City Manager, the request can be appealed to the City Council. Applicants must demonstrate that the following criteria are satisfied:

1. At least 60% of the organization's membership must consist of Seaside residents. The organization must provide documentation verifying membership residency.
2. The organization must be a 501© 3 non-profit or public benefit organization and provide taxpayer identification number.
3. The organization must provide an in-kind service/donation to benefit and augment the City of Seaside. A written statement must be submitted with the application outlining specific donations and/or services provided by the organization to the City of Seaside.

FEE WAIVERS FOR MEETING ROOMS

1. Meetings are limited to four hours.
2. All organizations receiving fee waivers must give seven days notice of cancellation. If no notice is given of cancellation, the City reserves the right to deny further fee waiver requests.
3. Due to limited space, organizations may not request fee waivers for any more than one meeting room use per year; fee waivers are not intended to provide for ongoing weekly or monthly meeting use.

AUDITORIUM RENTAL FEE WAIVER

Organizations requesting the use of the Auditorium must:

1. Pay the non-refundable portion of the deposit per event.
2. An organization requesting use of the auditorium for a special event or meeting may receive no more than one fee waiver request within a 90-day period.
3. Provide special event liability insurance. The following is required:
    a. Provide an "Occurrence Made" liability insurance policy, naming the city as additionally insured, with limits of $1 million per occurrence and $2 million aggregate. A copy of that policy must be provided to the Recreation Services Department.

    OR

    b. Purchase Special Event Liability insurance through the Recreation Services Department at the time of fee waiver request. This insurance covers not only the city, but also those renting the facility.
4. Fundraising activities of any nature do not qualify for fee waivers.
5. Special events may be required to provide security at renter's expense. A photocopy of the contract must be on file with the Recreation Services Department. The number of security guards required is determined by the nature of the event and the numbers in attendance.

***A City-sanctioned organization is defined as "any community based group or organization that in cooperation with the Recreation Services Department, provides an entertainment, recreation and/educational service benefiting the citizens of Seaside."**

****All deposits are placed in the maintenance and janitorial fund designated for the upkeep and repair of the Oldemeyer Center.**

Revised 9/13

To see all the details that are visible on the screen, use the "Print" link next to the map.

Google

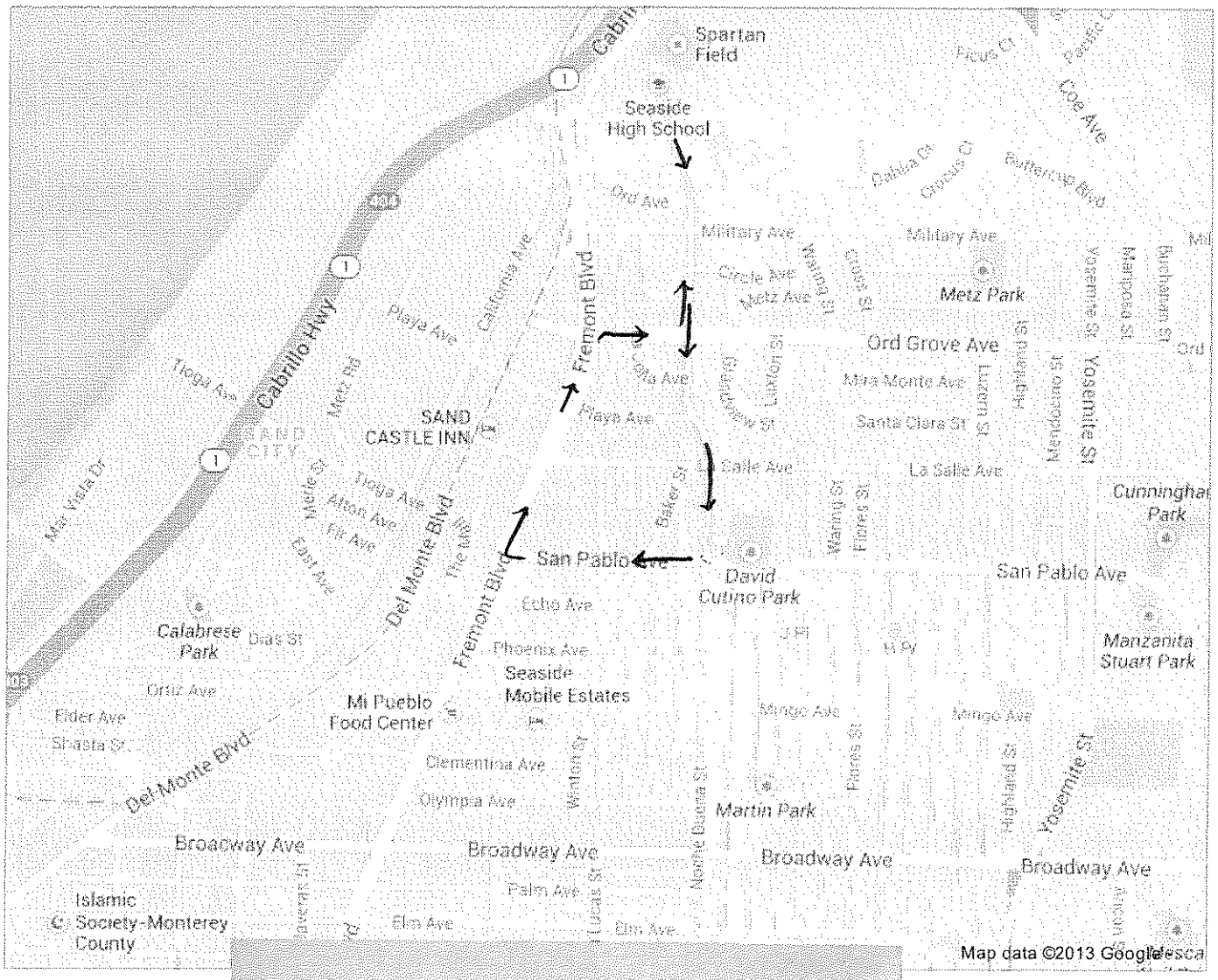

START:

- Seaside High School
- Down Noche Buena
- ~~Left~~ Right on San Pablo Ave
- Right on Fremont Blvd
- Right on Ord Grove Ave
- Left up on Noche Buena
- ...ve down to football field.

Northern California ReLiEF
Protected Insurance Program for Schools

CERTIFICATE OF COVERAGE

Issue Date
9/9/2015

ADMINISTRATOR: LICENSE # 0451271

Keenan & Associates
1740 Technology Drive, Suite 300
San Jose, CA 95110

408-441-0754
www.keenan.com

THIS CERTIFICATE IS ISSUED AS A MATTER OF INFORMATION ONLY AND CONFERS NO RIGHTS UPON THE CERTIFICATE HOLDER. THIS CERTIFICATE DOES NOT AMEND, EXTEND OR ALTER THE COVERAGE AFFORDED BY THE COVERAGE DOCUMENTS BELOW.

ENTITIES AFFORDING COVERAGE:

ENTITY A: Northern California ReLiEF
ENTITY B: Protected Insurance Program for Schools
ENTITY C:
ENTITY D:
ENTITY E:

COVERED PARTY:
Monterey Peninsula Unified School Dist.
700 Pacific Street
Monterey CA 93940

THIS IS TO CERTIFY THAT THE COVERAGES LISTED BELOW HAVE BEEN ISSUED TO THE COVERED PARTY NAMED ABOVE FOR THE PERIOD INDICATED. NOTWITHSTANDING ANY REQUIREMENT, TERM OR CONDITION OF ANY CONTRACT OR OTHER DOCUMENT WITH RESPECT TO WHICH THIS CERTIFICATE MAY BE ISSUED OR MAY PERTAIN. THE COVERAGE AFFORDED HEREIN IS SUBJECT TO ALL THE TERMS AND CONDITIONS OF SUCH COVERAGE DOCUMENTS.

ENT LTR	TYPE OF COVERAGE	COVERAGE DOCUMENTS	EFFECTIVE/ EXPIRATION DATE	MEMBER RETAINED LIMIT / DEDUCTIBLE	LIMITS
A	**GENERAL LIABILITY** [✓] GENERAL LIABILITY [ ] CLAIMS MADE [✓] OCCURRENCE [✓] GOVERNMENT CODES [✓] ERRORS & OMISSIONS [ ]	NCR 00202-28	7/1/2015 7/1/2016	$ 10,000	COMBINED SINGLE LIMIT EACH OCCURRENCE $ 1,000,000
A	**AUTOMOBILE LIABILITY** [✓] ANY AUTO [✓] HIRED AUTO [✓] NON-OWNED AUTO [✓] GARAGE LIABILITY [✓] AUTO PHYSICAL DAMAGE	NCR 00202-28	7/1/2015 7/1/2016	$ 10,000	COMBINED SINGLE LIMIT EACH OCCURRENCE $ 1,000,000
A	**PROPERTY** [✓] ALL RISK [✓] EXCLUDES EARTHQUAKE & FLOOD [ ] BUILDER'S RISK	NCR 00202-28	7/1/2015 7/1/2016	$ 10,000	$ 250,250,000 EACH OCCURRENCE
A	**STUDENT PROFESSIONAL LIABILITY**	NCR 00202-28	7/1/2015 7/1/2016	$ 10,000	$ Included EACH OCCURRENCE
B	**WORKERS COMPENSATION** [✓] EMPLOYERS' LIABILITY	PIPS40109	7/1/2015 7/1/2016	$	[ ] WC STATUTORY LIMITS [✓] OTHER $ 1,000,000 E.L. EACH ACCIDENT
	EXCESS WORKERS COMPENSATION [ ] EMPLOYERS' LIABILITY			$	$ 1,000,000 E.L. DISEASE - EACH EMPLOYEE $ 1,000,000 E.L. DISEASE - POLICY LIMITS
	OTHER			$ $	

DESCRIPTION OF OPERATIONS/LOCATIONS/VEHICLES/RESTRICTIONS/SPECIAL PROVISIONS:

As respects to the use of Seaside city streets for the Seaside High School Homecoming Parade on October 16, 2015 from 2:00p.m. to 4:00 p.m.

CERTIFICATE HOLDER: Seaside HS Homecoming Parade

City of Seaside
Seaside Police Department
Attn: Insurance Dept.
440 Harcourt Avenue
Seaside CA 93955

CANCELLATION.....SHOULD ANY OF THE ABOVE DESCRIBED COVERAGES BE CANCELED BEFORE THE EXPIRATION DATE THEREOF, THE ISSUING ENTITY/JPA WILL ENDEAVOR TO MAIL 30 DAYS WRITTEN NOTICE TO THE CERTIFICATE HOLDER NAMED TO THE LEFT, BUT FAILURE TO MAIL SUCH NOTICE SHALL IMPOSE NO OBLIGATION OR LIABILITY OF ANY KIND UPON THE ENTITY/JPA, ITS AGENTS OR REPRESENTATIVES.

John Stephens
AUTHORIZED REPRESENTATIVE

DISCLAIMER

The Certificate of Coverage on the reverse side of this form does not constitute a contract between the issuing entity(ies), authorized representative or producer, and the certificate holder, nor does it affirmatively or negatively amend, extend or alter the coverage afforded by the coverage documents listed thereon.

ENDORSEMENT

ADDITIONAL COVERED PARTY

COVERED PARTY	COVERAGE DOCUMENT	ADMINISTRATOR
Monterey Peninsula Unified School Dist	NCR 00202-28	Keenan & Associates

Subject to all its terms, conditions, exclusions, and endorsements, such additional covered party as is afforded by the coverage document shall also apply to the following entity but only as respects to liability arising directly from the actions and activities of the covered party described under "as respects" below.

Additional Covered Party:

City of Seaside
Seaside Police Department
Attn: Insurance Dept.
440 Harcourt Avenue
Seaside CA 93955

As Respects:

As respects to the use of Seaside city streets for the Seaside High School Homecoming Parade on October 16, 2015 from 2:00p.m. to 4:00 p.m.

Authorized Representative

Issue Date: 9/9/2015

CITY OF SEASIDE
STAFF REPORT

Item No.: 8.F.

TO: City Council

FROM: John Dunn, City Manager

BY: Diana Ingersoll, Deputy City Manager Resource Management Services
Nancy Towne, Recreation Services Manager

DATE: October 15, 2015

SUBJECT: **CONSIDER A MAYOR'S YOUTH FUND REQUEST FOR THREE THOUSAND DOLLARS ($3,000) FROM GIRLS INC. OF THE CENTRAL COAST FOR A CONTRIBUTION TO FUND THE ECHO LEADERSHIP PROGRAM**

PURPOSE

The purpose of this item is for the City Council to consider a request from Girls Inc. of the Central Coast for a donation of Three Thousand Dollars ($3,000) from the Mayor's Youth Fund to allow students from Seaside High School to participate in the ECHO Leadership Program.

RECOMMENDATION

It is recommended that the City Council approve the request.

BACKGROUND

Girls Inc. of the Central Coast submitted a Mayor's Youth Fund request to allow students from Seaside High School to participate in the Education, Careers, Health and Opportunities Leadership Program, which is designed to encourage girls to pursue post-secondary education and plan for future careers.

Girls Inc. of the Central Coast is a non-profit organization that inspires girls to be strong, smart, bold and to respect themselves and the world around them. The ECHO Leadership Program is a year long program that works with high-risk teen women, ages 15-18. This program serves seven high schools in Monterey County including Seaside High School.

This program offers a series of interactive educational modules, day long retreats and college visits for teen women and provides mentors to encourage the participation to think about college opportunities. The ECHO Program at Seaside High School serves approximately 25 to 35 girls.

The last donation to Girls Inc. of the Central Coast was in the amount of Three Thousand

Dollars ($3,000) and was approved at the October 16, 2014 City Council meeting. The application was reviewed by staff and based on the information provided the application meets the requirements of the Mayor's Youth Fund policy. The applicant has provided information on their proposed activities for "reduce, reuse, and recycle" goals.

FISCAL IMPACT

The request would be funded by a donation from Green Waste Recovery's donation to the Mayor's Youth Fund.

ATTACHMENTS

1. Girls Inc. Letter of Request, Mayor's Youth Fund Application and Fact Sheet

---

Reviewed for Submission to the
City Council by:



John Dunn, City Manager

2015

Girls Incorporated®
of the Central Coast

318 Cayuga Street, Suite 101 A
Salinas, CA 93901
Tel: 831-772-0882
Fax: 831-772-0773

Board of Directors

Maureen Lavengood
President

Steve Deering
Vice President

Courtney Parker
Secretary

Janet Johnson
Treasurer

Sara Boyns
Kendra Clark
Cathy Gutierrez
Virginia E. Howard
Chris Kinard
Lori Magdaleno
Melissa Mairose
Amie Miller
Gabriel Ramirez
Gay Reimann
Theresa Rouse
Joanne Webster

Patricia Fernandez
Executive Director

girls inc.®

Inspiring all girls to be strong, smart, and bold™

July 21, 2015

Nancy Towne
Recreation and Community Activities Director
City of Seaside
440 Harcourt Avenue
Seaside, CA 93955

Dear Nancy,

I am pleased to submit this request to The Mayor's Youth Fund to fund Girls Incorporated® of the Central Coast's ECHO Leadership Mentoring program. An investment of $3,000 from The Mayor's Youth Fund will help support our organization in continuing our after-school ECHO Leadership Mentoring programming, college retreat and field trips for girls at **Seaside High School**, including participation in environmental sustainability events.

Thank you for your consideration of our request. We look forward to working with The Mayor's Youth Fund as we address these critical issues facing today's young women. Please call me at 831-772-0882 if you have any questions or if you need additional information.

Sincerely,

Patty Fernandez

Attached please find the Mayor's Youth Fund Contribution Request Form.

Mayor's Youth Fund Contribution Request

Prior to completing this request please review the attached contribution policy. All requests will be considered before the City Council and you will be notified of the specific date your item is placed on the agenda. Please return this completed form with necessary attachments to Nancy Towne, Recreation Services, City of Seaside, 986 Hilby Avenue, Seaside, CA 93955.

Name of Organization: Girls Incorporated of the Central Coast

Name of Individual: Patricia Fernandez-Torres, executive director

% Residents or Students of Seaside: 100%

# of Participants: 25-35 girls

Ages: 15-18 years old

Address: 318 Cayuga St., Suite 101 A, Salinas, CA 93901

Phone Number: 831-772-0882

E-mail Address: pattygirlsinccc@gmail.com

Work Cell: N.A.

A. Description of Event (Attach Additional Information as Necessary)

We request funding support for our ECHO (Education, Careers, Health and Opportunities) Leadership Mentoring program.

ECHO is a yearlong leadership and mentoring program that works with high-risk teen women, ages 15-18. Through a series of interactive educational modules, guest speakers, field trips, and retreats, young women are encouraged to stay in school, pursue post-secondary education, avoid pregnancy, and plan for future careers. The program emphasizes the value of graduating from high school, choosing the right courses for college admission, pursuing specific goals and making decisions to achieve success. This program enables teens to recognize the importance of continuing their education beyond high school, and to understand - and accomplish - the steps needed to do so. The program is facilitated by Youth Leaders – graduates of the previous year's ECHO program, who are hired and trained to facilitate all Girls Inc. programs – and volunteer adult mentors.

B. Description of how the use of the funds will be specifically used for youth groups activities/events and/or has a nexus to the goals of recycling, cleanup and/or "green" sustainability to insure a healthy environment.

Use of Funds

Specifically, funds will be used to help support a series of retreats, field trips and workshops that focus on college, careers, and public policy advocacy:

1. Participants from Seaside High School will take part in an all-day college retreat in the fall, where they will visit 2 college campuses. Stanford, Cal Poly, UC Santa Barbara, CSU East Bay, UC Berkeley and San Jose State are past destinations; this year's campuses have yet to be determined. Participants tour the campuses and have the opportunity to meet with other young women in attendance to discuss college life, potential majors, and characteristics of that particular college. Prior to attending the retreat, the young women will participate in a module: "I Plan My Future: Preparing for College", facilitated by college counselors and ECHO mentors, on UC and CSU admission requirements, financial aid, scholarship opportunities, how to evaluate their high school

transcripts, and completing a college application. Each girl will also create an individual academic plan. ECHO participants from other high school sites throughout the county will join the Seaside girls.

2. In February, the young women will study policy-making, the legislative process and how bills become laws. They will brainstorm positive changes they would like to see in their community, and practice their advocacy skills. They then travel to the State Capitol, listen to Senate and Assembly discussions, and speak directly to their local legislators. They will have the opportunity to voice their concerns on policy matters affecting their community, such as environmental protection, gang violence, textbook shortages, etc.
3. As part of the Capitol trip, participants will also visit a nearby college, either UC Davis or CSU Sacramento. While there, they will tour the campus and meet with ECHO alumni now attending the school. This experience exposes them to other young women from their home communities who have successfully made the transition from high school to college, thus encouraging them to strive to achieve their own goals for attending college. The "tour guides" offer insights into college life, discuss the majors offered, and answer any questions the girls may have about the experience of going to college.
4. Following the Sacramento field trip, ECHO focuses on career goals and planning for a future career in two modules: "I Make a Difference: Work in the World" and "Create Fulfilling Work: Preparing for a Career." They experience a virtual tour to discover what it will take to live the lifestyle they want to live, and are exposed to different career choices. Guest speakers discuss their work, and the educational requirements to pursue those careers. They also reveal both the successes and challenges encountered on their career paths. Participants are then engaged in creating a resume and doing mock job interviews – practical skills they will need in order to realize their career goals.

Environmental Nexus

The Seaside ECHO group participates in two annual events in an environmental capacity: **the Big Sur Half –Marathon in November and the Big Sur Marathon in April**. At these events, the girls work to make sure that all waste from the events is sorted into recycling and composting receptacles. The Big Sur Marathon is well-known for being a zero-waste event, and our girls are vital to that process. They have participated in these events for the past four years and will continue to do so into the future.

C. Benefits to Participating Youth and the City of Seaside

The ECHO program emphasizes the value of staying in school, choosing the right courses for college admission, pursuing specific goals and making decisions that will move them towards those goals. As a result of their involvement, Seaside ECHO participants will graduate from high school, apply to college, identify a career path and avoid getting pregnant. Past graduates report increased self-confidence and a determination to succeed despite their socio-economic circumstances. Our graduates, often the first in their families to graduate from high school, set a positive example for family members and those they mentor to stay in school and go to college. Several girls from Seaside High School will apply to become Youth Leaders, allowing them to continue their leadership development in a practical and tangible way as youth development professionals. These employment skills significantly enhance their job readiness and capabilities, which is a considerable benefit to the Seaside community's economic development.

Girls Inc. offers girls and young women an alternative to gang participation by not only providing meaningful and interesting programming, but offering them opportunities to demonstrate their leadership capabilities to the Seaside community. Young people are often viewed as problem creators rather than problem solvers. As a result, they are not included in any relevant discussions on community issues, and end up alienated from and unsupported by the adult world. Our programs not only enable young women to develop leadership qualities, but also actively engage them as agents of change by providing them with the skills and knowledge to make change happen. They have tangible opportunities to practice and demonstrate those skills *in full partnership with adults*.

Experts in youth development believe that these skills not only connect youth to their communities, but also lead to improved success in school and greater ambition for higher education. Involving young women in program planning and implementation creates a shared power — an implied equality of responsibility, accountability and control. This concept

has substantial benefits for the community of Seaside. Creating partnerships with adults, in which the young women can demonstrate their skills and abilities, will accomplish these goals.

Demonstrable community benefits occur for a variety of reasons:

- Participants acquire significant knowledge and confidence
- Youth Leaders and ECHO adult mentors come from the Seaside community – they lead by example and have a specific impact on the girls and young women in Seaside
- Youth leaders' desire to make a difference in the lives of others
- Younger teens experience the leadership skills of the youth leaders and want to emulate them
- The community observes young women in leadership roles and learns to pay attention to what they say
- Teens understand they have rights and responsibilities *and* that they have the power to create change
- Teens actually make choices that lead to success providing a powerful example to the community
- Girls and young women develop leadership skills, positively impact the lives of those younger then they, and have opportunities to individually and collectively use their skills to create change.

D. Other Funding Sources:

1. Nancy Buck Ransom Foundation: $30,000 for ECHO program in Seaside, N. Monterey County, North and East Salinas
2. Chapman Foundation: $10,000 for ECHO/Youth Leaders programs in Seaside and Marina
3. Seaside CDBG Funds: $6,100 for all programs in Seaside

E. Amount Requested: $3,000

These funds will help support the ECHO program and the Youth Leaders (2 Seaside high school students) who facilitate the program. (We also hire and train 2 additional Youth Leaders from Seaside High to facilitate programs in Seaside and Marina middle and elementary schools.) Specifically, funds will be used for our college and State Capitol retreats, where girls from Seaside will interact with girls from all our ECHO sites throughout the county. We are committed to continuing our programs in Seaside, where we have been offering services for the past 13 years, and actively seek both foundation funding and individual donations to ensure our success. We also hold two annual fundraisers (Annual luncheon in the Spring and in fall the Wine and Chocolate event), and solicit donations from individuals and businesses to support our programs.

ECHO Leadership Program

ECHO is a leadership/mentoring program for sophomore and junior high school girls. The program is designed to encourage these girls to pursue post-secondary education, and plan for future careers. The sessions are designed to inspire them to value themselves and their dreams, to develop an action plan to achieve their goals, and to begin seeing themselves as leaders.

ECHO is a year-long program that includes:

- Learning how to plan for their future
- Learning about women's health
- Meeting women of different careers
- Motivating them to get involved in their community/school
- Visiting the state capitol and college campuses



What Our Graduates Have to Say:

" I like the hands on experience. Instead of reading about college, you get to go there. "

" I became more outgoing, driven, and confident that I'll go to college next year, and I'm more focused on school than I used to be. "

" I learned that you have a voice in your community. Just because you are a teenager doesn't mean you don't have a voice. "

Girls Inc. of the Central Coast • 318 Cayuga St., Suite 209, Salinas CA 93901 • 831-772-0882 • www.girlsinccc.org

Girls Inc. of the Central Coast

Fact sheet

Our Mission: To inspire all girls to be strong, smart, and bold™ and to respect themselves and the world around them.

Our Vision: Empowered girls achieving success in a complex and diverse world.

Girls Inc. of the Central Coast® is an affiliate of Girls Incorporated, a national organization that has been providing programs for girls since 1864 in the United States and Canada. As an affiliate of the national organization, Girls Incorporated of the Central Coast is part of a national network of girl-serving organizations that deliver innovative, research-based programs designed specifically to address the strengths and needs of girls ages 8-18 and to prepare them for economic independence and confident adulthood.

Girls Incorporated of Central Coast is a 501(c)(3) organization that has served the Monterey County community since 1999, in 2011, we began serving girls from San Benito County in our Smart Choices summer college week.

Girls Inc. of the Central Coast delivers a constellation of programs focused on leadership and self-empowerment for girls ages 8 to 18.

Girls Inc. of the Central Coast (Monterey and San Benito) serves over 1,200 girls in 30 schools sites in 7 cities. In the fall of 2015, we plan to offer our programs in Santa Cruz County.

All programs are conducted after school at school sites, eliminating any difficulties with transportation for the girls and young women. We have established productive working relationships with schools, whose staffs assist us with recruiting and program implementation.

We are currently operating in East Salinas, N. Salinas, Seaside, Marina, Castroville, Soledad, Greenfield, King City and San Benito at nine high schools, eight middle schools, and thirteen elementary schools.

Girls Inc. of the Central Coast offers programs totally facilitated by teens. Teen graduates from our high school program return as paid youth leaders to facilitate all of our programs. They are confident, strong, and passionate about returning to their communities as role models for younger girls. They are hired as facilitators for programs aimed at younger girls – a model for leadership that not only provides these young women with practical skills and experience, but allows us to reach a broad spectrum of girls.

Girls Inc. of the Central Coast, 318 Cayuga St, Suite 209, Salinas, CA 93901
Ph: (831) 772-0882, Fax: (831)772-0773, Website: www.girlsinccc.org

Girls Inc. of the Central Coast

girls inc.®

Fact sheet

Program Activities:

1. ECHO Leadership Program works with young women ages 15-17, to encourage them to pursue post-secondary education, and plan for future careers.



ECHO Leadership program -(August to May) We offer the ECHO program at 9 high schools: Alisal High and N. Salinas in Salinas, Soledad High, Greenfield High, Seaside High, N. Monterey County, Castroville and King City High School, King City, San Benito High School and Pajaro High School in Watsonville (fall 2015). These groups meet once every other week, after school on school grounds (5:30pm-8:00pm). We serve 250 high school girls each year.

2. Youth Leaders Program: GICC provides opportunities for the ECHO graduates to continue their leadership development by delivering programs to girls in high school and middle school as youth leaders and teen teachers. In June, GICC will hire 18 youth leaders to facilitate the high school program and 27 teen teachers to facilitate the middle school programs, in July the will receive training on their respective programs and on-going support throughout the year.

3. Smart Choices Summer Program: This week long summer program takes place on a local college campus and inspires girls entering high school to make positive life choices about health, relationships and school. Girls explore their potential for leadership, examine myths about cultural and sexual stereotypes, critically examine the influence of the media, and determine classes they should take to get into college.

Smart Choices (June) We offer this week long program at California State University Monterey Bay. We serve 60-70 girls from King City, Greenfield, Soledad, Salinas, Castroville, Marina, Seaside and San Benito.

4. Will Power/Won't Power: is a series of workshops for girls 12-14 years old teaching assertive communication, forming healthy relationships, avoiding risky situations, and learning about teen health.



Will Power/Won't Power (September-December) We offer Will Power/Won't Power in eight middle schools in Monterey and San Benito Counties (El Sausal in E. Salinas, Harden School in N. Salinas, Main Street in Soledad, Vista Verde in Greenfield, North Monterey County Middle School in Castroville, Seaside Middle School in Seaside, Los Arboles in Marina and San Benito Middle School in San Benito County). Meets once a week, after school on school grounds (3:30pm-5:30pm). We serve 200 8th grade girls.

Girls Inc. of the Central Coast, 318 Cayuga St, Suite 209, Salinas, CA 93901
Ph: (831) 772-0882, Fax: (831)772-0773, Website: www.girlsinccc.org

Girls Inc. of the Central Coast

Fact sheet

5. Friendly PEERsuasion: is a substance abuse education program for middle school girls, which also prepares them to become facilitators of workshops on this subject for elementary school children. This program approaches drug abuse prevention as a peer issue, using the positive influence of young people modeling healthy behaviors. This program serves 170 7th grade and 250 5th grade girls throughout the school year for a total of 26 sessions.

Friendly PEERsuasion 1st phase (December to March) We offer Friendly PEERsuasion at eight schools working with 7th grade girls (El Sausal in E. Salinas, Harden School in N. Salinas, Main Street in Soledad, Vista Verde in Greenfield, North Monterey County Middle School in Castroville, Seaside Middle School in Seaside, Los Arboles in Marina and San Benito Middle School in San Benito County). Meets once a week, after school on school grounds (3:30pm-5:30pm). We serve 170 7th grade girls each year.

Friendly PEERsuasion 2nd phase (April to May) We offer the Friendly PEERsuasion at nine elementary schools working with 5th grade girls (Natividad, Fremont and Los Padres in E. Salinas, Gavilan in N. Salinas, Gabilan in Soledad, Oak Avenue in Greenfield, Marina Vista in Marina, Ord Terrance in Seaside and Del Rey in King City). Meets once a week, after school on school grounds (3:30pm-5:30pm). We serve 250 5th grade girls each year.

6. Growing Together: is designed to increase positive communication between mothers (or other significant female adult) and their 10-12 year old daughters and help them to discuss questions about sexual behavior and puberty without embarrassment.



Growing Together (February to April) Growing Together is offered 3-4 times per year and serves 80 mother-daughter pairs. Time: 6:00pm-8:00pm, once week for 4 weeks.

7. Strong, Smart and Bold Summer Camps: is a two-week day camp for girls ages 8 to11. Girls participate in research-based programs: *Girls Take Another Look* increase their awareness of the scope and power of the media and the effects of media messages on girls and women, *Girls encourage* is designed to sustain girl's interest in sports through adolescence by introducing them to nontraditional activities and adventures, *Operation SMART* develops girl's skills and enthusiasm in science, through hands-on activities, girls explore, ask questions, persist, and solve problems.

Strong, Smart, and Bold Summer (July) In collaboration with the Salinas School District- we are able to provide this two-week day camp and serve 60-70 girls each summer.

Girls Inc. of the Central Coast, 318 Cayuga St, Suite 209, Salinas, CA 93901
Ph: (831) 772-0882, Fax: (831)772-0773, Website: www.girlsinccc.org

CITY OF SEASIDE
STAFF REPORT

Item No.: 9.B.

TO: City Council

FROM: John Dunn, City Manager

DATE: October 15, 2015

SUBJECT: **REPORT TO THE CITY COUNCIL AND THE COMMUNITY ON THE CITY'S GANG VIOLENCE PREVENTION PROGRAM**

PURPOSE

The purpose is to give the City Council and the community a progress report on the City's Youth Violence Prevention Program.

RECOMMENDATION

It is recommended that the City Council receive the report and provide policy guidance as desired and that, at a subsequent City Council meeting, consider accepting the Community Assessment and Criminal Data reports.

INTRODUCTION

The Seaside Youth Violence Prevention Program is a new program for the City of Seaside. It came about because of the recognition of a major community crises, the re-emergence of gang violence in the City. The program as it has been developed would not have been possible except for the advocacy and persistent efforts of many people.

The City's creation of the Blue Ribbon Task Force, City Council support, the efforts of Police Chief Vicki Myers and Mayor Pro-Tem Ian Oglesby all played key roles in program initiation.

Moving forward towards developing a community approach to this issue has largely been through the sustained efforts of the Blue Ribbon Task Force and the Steering Committee, supported by community non-profits, the Seaside faith community, several departments of the County, the MPUSD School District, other community organizations, involved citizens, and the City itself. It was they who produced the Community Workshops, obtained the Cal GRIP grant and created the Resource Center, all of which have caused, nurtured and supported the program described below.

Preface to Violence Prevention Program

Over three years ago, in the summer of 2012, there was resurgence of gang violence in the City of Seaside. Since that time there have been a number of homicides, injuries, and shootings along with associated drug dealing and other related crimes.

Seaside UCR Part I Homicides and Aggravated Assaults

Part 1 Crime	2012	2013	2014	2015
Homicide	2	4	6	0
Aggravate Assault	76	88	88	23
With Firearm	18	22	19	6
With Knife	3	7	9	1
With Other Weapon	18	16	14	7
Hands/Feet/Fists	37	43	48	9

*January 1 to May 31, 2015

Seaside UCR Part I Homicides and Aggravated Assaults-Gang Related

Gang Related Crime	2012	Gang Related	2013	Gang Related	2014	Gang Related	2015 (Through May)	Gang Related
Homicide	2	2	4	2	6	3	0	0
Agg. Assault with Firearm	18	13	22	18	19	17	6	4
Agg. Assault with Knife	3	1	7	1	9	2	1	0
Agg. Assault Other Weapon	18	0	16	2	14	1	7	0
Agg. Assault Hands/Feet/Fists	37	4	43	1	48	2	9	0
Total	**78**	**20**	**92**	**24**	**96**	**25**	**23**	**4**

Although our Police Department and PRVNT (Peninsula Regional Violence and Narcotics Team) have done an excellent job of criminal activity suppression, with the identification and prosecution of violators, it was immediately recognized by many in the City that suppression efforts alone could not effectively deal with this community issue, and the fear and concern within the community that it has caused. Something more was needed.

Role of Blue Ribbon Task Force and Steering Committee

Shortly thereafter the Blue Ribbon Task Force was created, which consisted of City, County and MPUSD representatives and representatives from community non-profits and the faith community. Police Chief Vicki Myers was involved in the original creation of the Blue Ribbon

Task Force and shortly thereafter Mayor Pro Tem Ian Oglesby became the Chair of the Task Force and Steering Committee, with staffing being provided by Violence Prevention Manager Theresa Zamora.

The role of the Blue Ribbon Task Force members is to assist the community in providing improved opportunities for our young people and to make the City a safer place for our citizens. The Committee will provide counsel and oversight in the development and implementation of the Gang Reduction, Intervention and Prevention Plan, and provides a forum for coordination between the City and other agencies and local non-profit organizations.

The members of the Task Force have been engaged in many efforts to deal with the gang violence situation, one of which was applying for a Cal GRIP grant, through the office of Juvenile Justice and Delinquency Prevention (OJJDP). Unfortunately the first grant application was not successful.

Steering Committee

The Steering Committee of the Blue Ribbon Task Force was formed to work and ensure that the objectives of the Blue Ribbon Task Force are accomplished, and represents the larger Blue Ribbon Task Force in meeting more often to ensure quality in decision making and that the project meets the needs of the youth at-risk and the City. The Steering Committee is comprised of community members, under Chair Mayor Pro Tem, and with the assistance of Theresa Zamora-Violence Prevention Manager, Police Chief Vicki Myers, Dr. Jan Roehl – Program Evaluator and the City Manager.

City Council Approvals, in the City's 14-15 Budget

In the late spring of 2014, during the preparation of the 2014-2015 City budget, a new City position, Violence Prevention Manager, was proposed and $20,000 was budgeted for the preparation of the Gang Reduction, Intervention and Prevention Plan. After thorough discussion these two items were approved by the City Council as part of the Budget adoption. Thereafter, the Violence Prevention Manager was hired and the City retained the firm Social Policy Research and Associates, with Mr. Vinz Koller as principal consultant, to commence the Community Assessment portion of the Plan.

Award of Cal GRIP Grant to City (January 1, 2015)

The City applied a second time for the Cal GRIP grant and subsequently learned that it had been awarded the grant, which sets aside $1,300,000 over 3 years to administer the Cal GRIP grant program. The major component of the grant program was the establishment of the Seaside Youth Resource Center to provide assistance and appropriate referrals to community youth seeking these services.

Grant Requirements and Conditions

The Board of State and Community Corrections oversees the Cal GRIP grant program, which has established grant conditions and requirements the City must meet. Under the funding requirements, the City is required to provide anti-gang programs and strategies that are evidence based. The City must also establish an advisory council to help prioritize the use of funds. A City that utilizes a regional approach toward combating gangs, by using resources more effectively, is given preference. At least 20 percent of the funds are required to go to community based organizations and the City must match 100 percent of the grant money received which it does in in-kind contributions.

The Grant establishes General Terms and Conditions (GTC), and these provisions are incorporated into all standard contracts, agreements, and solicitations with the State of California. Any agency and/or entity contracting with the State of California must abide by these terms and conditions.

Funding for Seaside Youth Resource Center

As a condition of the Cal GRIP grant, funding has been set aside for regional and community based organizations that provide prevention and intervention services to youth and their families. The services include the youth diversion program, the Strengthening Families Program, and after-school mentoring, tutoring and job preparation programs, the STEPS drug and alcohol prevention program, recreation, education and cultural alternatives, the Seven Challenges and Triple P Programs and, most directly, provide for the operation of the Seaside Youth Resource Center.

What has happened more recently?

Search for Resource Center Site

The City spent much time and effort in the search for an appropriate site for the Resource Center. The major site under consideration had complications as to its purchase, making it necessary to select a site as an Interim Resource Center location. Of the two sites considered, only The Village Project site had sufficient room for the Center Operation, which must have space not only for the two center employees, but for most of the Community Partners, who consist of Community Partnership for Youth (CPY), the Sun Street Center, Community Human Services, County Probation Department, County Health Department Behavioral Health and the City's School Resource Officer (Police Department), with additional support from the Seaside faith community and others.

Support agreements

A memorandum of understanding (contract) for each of the grant partners was created, and the larger contracts were presented to the City Council for approval. The purpose of these MOU's with our community partners is to set forth the services they will provide for the Center, and the amount they will receive for providing these services.

Preparation of records forms for Seaside Youth Resource Center Utilization

Documents were created for the Seaside Youth Resource Center for maintaining required client records. This information is for purposes of screening, referral to appropriate agencies and to monitor performance and provide outcome measures. Because agency staff may be restricted in the types of information they can share, it is important that the community based organizations know and understand the privacy and confidentiality standards established for these types of records. Therefore agreements were created detailing the types of information that can be shared, along with the ways that confidential client information will be safeguarded.

A referral document was created to present information about prospective clients to the Resource Center team, outlining how each client meets the screening criteria. This assists the community based organizations to come to consensus about whether a client is suitable for the services of the Resource Center and guides the Center staff and Community Partners in appropriate referrals and client assistance activities.

A client consent form was created so that the client him or herself, his/her parents/guardian, and/or a state-appointed legal guardian can consent to the sharing of the client's information and to the provision of services by the team (Resource Center staff and community partners).

Finally a needs assessment instrument was developed to ascertain the status of each client when he/she is accepted into the project. This includes the following documents:

1. Client Intervention Plan
2. Client Contact Log
3. Intervention Plan Checklist Form
4. Client Tracking Form

These documents may include information on:

- Family situation and structure
- Gang involvement of family members
- Other family, issues that may affect the client's gang involvement
- Criminal history, and gang history and affiliation
- School history, including special issues such as learning disabilities or a history of behavioral problems
- Gang climate in the client's neighborhoods
- Substance abuse or mental health issues
- History of abuse or neglect

- Clients' employment history and skill levels
- Special circumstances, such as a client who is a teen parent
- The client's future, goals, ambitions, and desires
- Agencies that are currently serving the client
- Possible safety issues involving the client
- Current needs assessments from any of the team agencies
- Court requirements such a community service hours and restitution

It is anticipated that all the client information and assistance forms earlier created will be re-examined and modified as experience deems necessary.

Preparation of Interim Resource Center Site

The Village Project submitted a proposal for the provision of space for the interim location of the Resource Center and for the management of the Seaside Youth Resource Center. These two matters were approved on July 16, 2015 by the City Council. The rental amount was computed on the basis of The Village Project costs, and prorated on the basis of space use, for a monthly rental amount of $502.55 with prorated utilities and custodial costs of $305.14 monthly, for a rent of $807.69 per month. The City will pay these program expenses on a monthly basis and be reimbursed by the Cal GRIP grant. The original term is for a minimum of six months, and month-to-month thereafter until the Resource Center can be relocated to a permanent location.

Determining the Management of the Resource Center

The initial thought was that the City would provide the management of the Seaside Youth Resource Center; and City initially went through the recruitment process for the two Resource Center positions, the Youth Resource Coordinator and Youth Activities Coordinator. The members of the review panel, consisting of Steering Committee members, found none of the candidates to be suited for either of the two positions.

The City subsequently received approval from the Steering Committee and then the City Council to partner with The Village Project for the management of the Seaside Youth Resource Center and for their hiring and supervision of both the Resource Center Coordinator and Youth Activities Coordinator positions. The monthly management fee is $1,761 (City will pay on a monthly basis and will be reimbursed by the Cal GRIP grant).

Since the partnership was approved between the City and The Village Project, the Project has created job descriptions for both positions and has recently completed the hiring process for both of the Resource Center positions.

Both positions will be Cal GRIP grant funded; the Youth Resource Coordinator will be paid $72,125 in Salaries/Benefits and the Youth Activities Coordinator will be paid $67,014 in Salaries/Benefits. The Village Project will be invoicing the City for the salaries and benefits of both positions including the cost of managing the positions and the Seaside Youth Resource

Center, rent, utilities, and janitorial service, internet and phone services; again, these costs are reimbursed to the City by the Cal GRIP grant.

The Resource Center is of central importance to City's Youth Violence Prevention Program. The management and operation of the Seaside Youth Resource Center is under the direction of Mr. Mel Mason of The Village Project. Thanks are extended to him for "stepping up to the plate" for taking on this responsibility, under contract with the City. The Resource Center is the location where the youth of the community actually meet and interact with those who are there to assist them. The two employees of the Center, the Resource Center Coordinator and the Activities Coordinator, are essential to the successful operation of the center. Equally essential to its success is the participation of our community partners, who offer their resources and receive referrals. These organizations are the Community Partners for Youth (CPY), Sun Street Center, Community Human Services, the County Health Department Behavioral Health Program and the Probation Department, the City's School Resource Officer. Also coordinating with the Resource Center and the Monterey Peninsula Unified School District and members of the Seaside Faith Community and, more recently, the Work Force Innovation Program/Ambassadors for Peace.

Theresa Zamora, Violence Prevention Manager has worked closely with The Village Project and grant partners to purchase desk top and lap top computers, and other supplies and equipment needed for the operation of the Resource Center and worked with State and City staff on the necessary budget changes.

Problem Analysis, Community Assessment, Community Survey and Plan Development

A "Problem Analysis" has now been conducted in Seaside (p. 12 of the Cal GRIP program narrative). "This involves tracking the number of violent and gang-related crimes, mapping these crimes, analyzing victim's and suspect characteristics (e.g., age, gender, racial/ethnicity, juvenile record, criminal history) analyzing the circumstances/motives, analyzing when crimes occur, keeping a "scorecard" on which gangs are involved in violent crimes, and analyzing trends. This recently-completed report will be presented by its author, Dr. Jan Roehl, at the City Council meeting and, after subsequent City Council acceptance, will be placed on the City's website.

One of the initial and primary objectives of the Seaside Youth Violence Prevention Program was to develop a Seaside Youth Violence Prevention/Youth Opportunities Plan (also referred to as the Gang Reduction, Intervention and Prevention Plan).

In order to gain community input into what should go into the Plan, the City conducted two community meeting to solicit the thoughts and ideas of community members. One was held on a <u>week day evening</u> and the other was held on a <u>Saturday morning</u>, in order to get the greatest participation.

These meetings were conducted by the firm retained by the City, Social Policy Research, with Mr. Vinz Koller as the lead consultant. At these meetings, and as part of the Community

Assessment, the consultant utilized a community survey, which was conducted in both English and Spanish. Some sample questions were:

1. How safe do you feel in Seaside?
2. What are the top community concerns?
3. Why does gang activity exist?
4. What are you willing to do?

After these two community workshops were conducted, it was the conclusion of the Blue Ribbon Task Force that certain elements of the community – (Latinos, youth, gang affiliated) were not sufficiently represented. Consequently the Task Force recommended that further surveys be conducted concentrating on these particular populations, and this was done and the results incorporated into the previously done surveys.

Mr. Koller, as a part of the City Council presentation, will present the Community Assessment, which includes a section on Community Voice, the methodology and results of the community workshops and surveys. This report will be available at the City Council meeting and will be placed on the City's website after City Council acceptance.

Purpose of the Assessment

The purpose of the assessment results is to provide the Blue Ribbon Task Force and Steering Committee member's the final demographic and statistical results. These results will aid the BRTF/SC members to start developing the Plan for the City. They will be able to analyze the data and create a conversation that will lead to plan development. Identification of community needs and assets will be a prime objective of the Plan.

Development of the Seaside Youth Violence Prevention/Youth Opportunity Plan
(also referred to as the Seaside Gang Reduction, Intervention and Prevention Plan)

The purpose of the Plan is to provide the community with a framework for reducing and preventing gang violence in the City of Seaside. The Blue Ribbon Task Force and the Steering Committee will be heavily involved in and provide guidance in the development of the Plan. The Office of Juvenile Justice and Delinquency Prevention Comprehensive Gang Model will be used as a template to develop the plan to best ensure that the plan is successful in obtaining its objectives, prevention and reduction of youth violence in the City of Seaside.

Substance of Plan

The substance of the plan will involve:

1) Final presentation and careful review of demographics and data
2) Identifying the target community and population
3) Prioritize the identified problems
4) Develop goals and objectives

5) Anticipate barriers to Plan accomplishment
6) Finalize the Plan

Part of the Plan, consistent with the Office of Juvenile Justice and Delinquency Prevention guidelines is to develop an "overarching strategy" to guide Seaside's anti-gang efforts. The five prescribed strategies are suppression, community mobilization, opportunity provision, social intervention and organizational change and development.

Stated differently, a good plan would set forth:

1. The purpose of the Plan
2. The policies which guide the production of the Plan
3. The priorities of the Plan, distinguishing between the critical, the important, and the desirable
4. Identify community needs
5. Identify available resources of the community provided by governmental agencies, educational institutions, community based organizations, non-profit agencies and faith-based organizations.
6. Identify "gaps" in the available resources compared to identified community needs
7. Set forth the programs which should be implemented in order to achieve the defined purpose/objectives of the Plan. These programs must
    a. Be identified
    b. Be fully described, defined
    c. Identify the who, what, how and when of program implementation and accomplishment
    d. Identify how program success is to be measured
8. The Plan, in order to be kept relevant, must be
    a. Reviewed and evaluated as to its accomplishments, and be
    b. Undated and amended, based on program performance and community needs
9. The Plan document is to be used as a guide by decision-makers to expanding youth opportunities, creating consistency in action and program continuity.

Related City Activities: Mayor's Youth Fund and City's Recreational Programs

Though a separate program, the City's "Mayor's Youth Fund" has been in effect for several years, and has been supported by the City waste/recycling hauler, formerly Waste Management and currently Green Waste. Under this program, criteria has been established for the use of these funds, applications are made to the Recreation Division, they are evaluated by Division staff, and the allocations are made by the Mayor and City Council. In 2014, 19 local groups have been assisted in this fashion by the Mayor's Youth Fund and, so far in 2015, 13 local youth groups have been assisted (see attachments for full listing). This program, has provided needed assistance to community youth groups, and in doing so has contributed to many of the same

goals and objectives of the Youth Violence Prevention Program, to give alternative and positive activities and opportunities to youth organizations and their participants.

In a similar way the Recreation Programs the City conducts for the Youth of the community is an important element of providing purposeful and guided youth activities, as an important adjunct to what Seaside families and community organizations can provide. Earlier in the evening Nancy Towne, Recreation Division Manager will describe the broad spectrum of recreational activities the City provides for Seaside's youth.

Where to From Here

The Seaside Youth Resource Center, the centerpiece of the Cal GRIP grant programs, is now up and running through the City's contract with The Village Project. The Resource Center operation, with its two employees and the cooperative programs of the Community Partners, will become a major community asset in assisting the youth of our community to get a better start in life.

The City presently contracts with The Village Project for the space used for the Resource Center Operation. As the Center grows in its operation, it will become desirable if not imperative that the City have greater dedicated space devoted to it, and the City's task will be to find/develop/commit space for this use.

The development of the Seaside Youth Violence Prevention Plan through the efforts of the Blue Ribbon Task Force and its Steering Committee and the Youth Violence Prevention Manager is a critical element of the City's total program, as the Plan will provide direction and guidance to our future efforts.

Compliance with the guidelines and requirements of the OJJDP Cal GRIP grant is mandatory if we are to be able to renew the grant for another three years, as Salinas was able to do. A critical element of this compliance is the City's maintenance of careful financial records, and of the Resource Center personnel and community partners keeping careful client records so that progress and accomplishments can be verified.

Conclusion:

Perhaps most important are two other issues.

One is the continued involvement of our citizens, community non-profits and other community organizations in their participation in the program, to monitor the program and its progress and to serve as its conscience and advocate.

The other is that this program be a sustained, continuous, unrelenting effort to give maximum opportunity to and provide the best future for our community's young people.

In conclusion, much thought and effort has gone into the commencement of the Seaside Youth Violence Prevention Program, and we are off to a solid start, and at least an equal effort will need to be expanded for its future success.

FISCAL IMPACT

The City has committed to funding the Youth Violence Prevention Manager position and has committed funding for the preparation of the Community Assessment. The Plan and subsequent Plan implementation will be prepared/managed by the Blue Ribbon Task Force and the Youth Violence Prevention Manager. The operation of the Resource Center is paid for by the City, and the City is reimbursed through the Cal GRIP grant. City staff time provides the in-kind matching grant funding.

ATTACHMENTS

The following items are attached:

1. Membership list of the Blue Ribbon Task Force
2. Membership list of the Task Force Steering Committee
3. Resource Center Forthcoming Activities
    a. Job Fair – Oct. 24, 2015 – 10:00 a.m. to 3:00 p.m.
    b. Education Fair – Nov. 21, 2015 – 10:00 a.m. to 3:00 p.m.
4. Resolution of the City Council Declaring Youth Violence Prevention as a Top Priority for the Health, Safety and Viability of our Community
5. Job Descriptions of Resource Center Personnel
    a. Village Project – Resource Center Coordinator
    Activities Coordinator
6. City of Seaside Recreation Programs Serving Community Youth
7. City Contributions to Mayor's Youth Fund Recipients 2014 – 15 (to date)
8. Staff Report – City Contract with The Village Project to Provide Management and Clinical Services and to Provide an Interim Location for the Seaside Youth Resource Center
9. Cal GRIP Grant Program Narrative: Seaside Gang Reduction, Intervention and Prevention Project, 2015-2017

Reviewed for Submission to the
City Council by:

John Dunn, City Manager

BLUE RIBBON TASK FORCE FOR THE PREVENTION OF YOUTH VIOLENCE

First	Last	Affiliation
Nina	Alcaraz	Early Childhood Development Initiative
Erica	Parker	Assembly Member Mark Stone
Theresa	Innis-Scimone	Monterey County Behavioral Health
Chyrl	Williams	Monterey County Behavioral Health
Marlene	Trotter	Boys and Girls Club
John	Dunn	City of Seaside
Lesley	Milton	City of Seaside
Theresa	Zamora	City of Seaside
Robin	McCrae	Community Human Services
Ted	Black	Community member
Charlotte	Lee	Community Member
Ian	Oglesby	Chair, Mayor Pro Tem
Rosemary	Soto	County of Monterey
Jairo	Hernandez	County of Monterey Safe Rroutes to Schools
Shari	Hastey	Community Partnership for Youth
Amy	Bullas	CSUMB MSW Program
Catherine	Broz	Del Monte Forrest Neighborhood Association
Dean	Flippo	District Attorney's office
Diana	Rosenthal	District Attorney's office
Emily	Flores	District Attorney's office
Elliott	Robinson	DSS
Jan	Roehl	Jan Roehl Consulting
Rev. H. H.	Lusk	Ministerial Allicance & CJOBS
Rick	Hackney	Monterey Bay Christian School
Tony	Shul	Monterey Peninsula Unified School District
Kevin	Cullen	Monterey Peninsula Unified School District
Kristen	Spencer	Natividad Medical Center
Todd	Keating	Monterey County Probation
Marcia	Parsons	Monterey County Probation
Bob	Reyes	Monterey County Probation
Martin	Juarez	San Pablo Church
Robert	Sommer	San Pablo Church
Raul	Betancourt	Seaside Middle School
Vicki	Myers	Seaside Police Dept.
Steven	Bernal	Monterey County Sherrif
Sonja	Koehler	Social Policy Research

Vinz	Koller	Social Policy Research
Anna	Foglia	Sun Street Centers
Eddie	Hathcock	Sun Street Centers
Maria-Elena	Morales	Sun Street Centers
Colleen	Beye	Supervisor Jane Parker
Kenneth	Murray	The Only Way Ministries
Lamont	Joyce	Village Project
Mel	Mason	Village Project
Joyce	Aldridge	WIB

STEERING COMMITTEE MEMBERS

- Kevin Cullen, Monterey Peninsula Unified School District
- John Dunn, City Manager
- Shari Hastey, Community Partnership for Youth
- Charlotte Lee, Community Member
- Rev. H. H. Lusk, Ministerial Alliance
- Mel Mason, The Village Project
- Lisa Mitchell, Monterey County Probation, Community Member
- Rev. Murray, Ministerial Alliance
- Vicki Myers, Police Chief
- Ian Oglesby, Mayor Pro-tem
- Jan Roehl, Jan Roehl Consulting
- Theresa Zamora, Youth Violence Prevention Manager

JOB FAIR

SYRC

GIVING YOUNG PEOPLE A FRESH START ON LIFE.

OCTOBER 24, 2015
10:00 AM 3:00PM
1069 BROADWAY AVE SUITE 201
SEASIDE CA 93955 831-899-1105

PLEASE COME JOIN US IN OUR QUEST TO SAVE YOUNG LIVES

AND MAKE THE COMMUNITY YOU LIVE IN A BETTER PLACE TO LIVE

PLEASE RSVP YOUR TABLE SPACE. TED BLACK

FOR MORE INFORMATION CONTACT: TED@SEASIDEYRC.ORG



SEASIDE YOUTH RESOURCE CENTER

EDUCATIONAL FAIR

NEVER GIVING UP ON OUR YOUTH

NOVEMBER 21, 2015

10AM TO 3PM

VILLAGE PROJECT
1069 BROADWAY AVE SEASIDE CA 93955
831-899-1105

FOR MORE INFORMATION CONTACT: TED @SEASIDEYRC.ORG 831-899-1105

RESOLUTION NO. 14-81

A RESOLUTION OF THE CITY COUNCIL OF THE CITY OF SEASIDE

DECLARING YOUTH VIOLENCE PREVENTION AS A TOP PRIORITY FOR THE HEALTH, SAFETY AND VIABILITY OF OUR COMMUNITY.

WHEREAS, violence is a social policy and public heath issue; and

WHEREAS, the elimination of youth violence is a vital part of promoting public heath, improving safety and viability within our community; and

WHEREAS, a community cannot thrive if residents are afraid to go to school or work because of fear of harm; and

WHEREAS, children or families cannot play in parks or in neighborhoods that are felt to be unsafe; and

WHEREAS, violence decreases property values, disrupts services and threatens the success of businesses; and

WHEREAS, community mobilization, opportunity provision, social intervention, reentry, organizational change and development, and suppression of violence are core strategies in addressing gang youth, their families and community institutions; and

WHEREAS, youth violence is a complex problem that requires a comprehensive and coordinated plan to address the manifold risk factors while increasing the protective factors for youth, families and communities members; and

NOW, THEREFORE BE IT RESOLVED, that the City Council of the City of Seaside declares youth violence prevention a top priority; and

BE IT FURTHER RESOLVED, that a comprehensive Community-Wide Strategic Plan to Prevent and Reduce Youth Violence be completed, adopted and implemented.

PASSED AND ADOPTED during a regular city council meeting on the 18th day of September 2014 by the following vote:

AYES:	5	COUNCIL MEMBERS	Alexander, Edwards, Oglesby, Pacheco, Rubio
NOES:	0	COUNCIL MEMBERS	None
ABSENT:	0	COUNCIL MEMBERS	None
ABSTAIN:	0	COUNCIL MEMBERS	None

Ralph Rubio, Mayor

ATTEST:

Lesley E. Milton, City Clerk

The Village Project, Inc.

Temporary Youth Resource Center

July 2015

YOUTH RESOURCE CENTER COORDINATOR

$52,000-$58,000

Definition

Under direction, coordinates programs and projects within the Seaside Youth Resource Center. Develops and maintains referral agencies and services, oversees the client intake process, coordinates and oversees services within the Resource Center, and ensures appropriate tracking systems are in place. Maintain collaborative relationship with the Monterey Peninsula unified School District and other community organizations.

SUPERVISION RECEIVED AND EXERCISED

The Youth Resource Center Coordinator will report to the Youth Violence Prevention Manager and will receive direction within a framework of broad policies and procedures and established organizational values and processes. Direct and indirect supervision is provided to full and part-time activities and office support to employees and volunteers.

ESSENTIAL JOB FUNCTIONS

1. Coordinates the programs and functions of the Youth Resource Center.
2. Assists in planning, developing and, overseeing the implementing programs within area of assignment.
3. Consult with the Youth Violence Prevention Manager on complex or high profile cases, legal issues, and supervisory issues.
4. Provides staff assistance to the Violence Prevention/ Youth Opportunities Task Force, including program participation reports.
5. Prepares written reports and correspondence, keeps and ensures confidential records.
6. Collects data necessary for evaluation of project(s), completes and submits project reports.
7. Assist with the evaluation of the risks associated with program activities and takes appropriate action to control risks.
8. Reports evaluation findings to the Youth Violence Prevention Manager and recommends changes to the program, as appropriate.
9. Develops and maintains, positive working relationships with educators, and related community organizations, faith based organizations, local public safety agencies, residents, coworkers, and others contacted during the course of employment.
10. Communicates effectively, both orally and in writing.
11. Develops public awareness documents and publicity materials regarding programs and or resources available to the youth and community.
12. Plans, Prepares, and schedules training for community, civic groups, businesses, schools and others
13. Supervises part-time staff and volunteers.

14. Promotes and maintains safety in the work place.
15. Preforms other related duties as assigned.

KNOWLEDGE AND ABILITIES

Knowledge of:

- Resource needs of the community
- Maintaining careful records on client services and outcomes
- Program management
- Community organizations
- Coordination of people and resources
- Data collection and analysis
- Principles and methods for curriculum and trading design
- Principles and processes for providing customer service
- Administration and clerical procedures and systems

Ability to:

- Plan, organize, and coordinate programs.
- Assess and evaluate community resource needs
- Develop and implement programs on a self-supporting basis
- Relate with individuals with differing concerns and problems
- Relate well with the community and secure community support programs
- Recruit and train community volunteers
- Tactfully interact with community groups, residents, and representatives of other agencies.
- Publicize programs utilizing media sources and through personal public speaking engagements.
- Effective written and oral communications techniques used in working with individuals from diverse ethnic and socio-economic background. Prepare reports and maintain records.
- Use computers and software used for word processing, databases, spreadsheets, email, internet, and social media.
- Work effectively with the public, fellow employees and management.

EDUCATION AND EXPERIENCE

Any combination of training and experience, which is likely to provide the required knowledge and abilities, would be acceptable for employment.

For example, a typical background might be:

- Two years of increasingly responsible experience in the youth program development and coordination and a BA/BS from an accredited four-year college or university with major coursework in criminology, business, sociology, social services, public health and or a related field; or
- Four years of increasingly responsible experience in the youth program development and coordination and a AA/AS from an accredited four-year college or university with major

coursework in criminology, business, sociology, social services, public health and or a related field; or

- Five or more years of increasingly responsible experience in the youth program development and coordination and a high school diploma or GED.

Must be able to communicate effectively with participants, parents, and staff regarding program goals, philosophy, and objectives. Must have or obtain First Aid and CPR certificate within three months of employment.

Ability to speak Spanish is desirable.

Licenses and Certification:

Must possess a valid California class C driver's license and a satisfactory driving record.

Working Conditions:

Must be fingerprinted for submission to the California Department of Justice in order to work with the youth. Must be able to work a flexible schedule that include evenings, weekends, and holidays.

Physical Demands:

Must possess mobility to work in a resource center/office setting that use standard office equipment, including a computer; strength to lift and carry office supplies and materials weighting up to twenty pounds and to reach, stoop, push/pull, squat, twist, turn, and bend to participate in the day to day work activities; vision to read printed materials and a computer screen; and hearing and speech to communicate in person and over the telephone, ability to use both vision and hearing to identify and evaluate field emergencies and respond physically to these emergencies quickly and appropriately; mental acuity to collect interpret and analyze data, reason, define problems, establish facts, draw valid conclusions, make valid judgements and decisions.

The Village Project, Inc.

Temporary Youth Resource Center

July 2015

YOUTH RESOURCE CENTER ACTIVITY COORDINATOR

$47,000-$52,898

Definition

Under direction, assesses community resource needs, plans, organizes and coordinates programs; and supervises and coordinates community volunteers; preforms other work as required.

SUPERVISION RECEIVED AND EXERCISED

The Youth Activity Coordinator will report to the Youth Violence Prevention Manager and will receive direction within a framework of broad policies and procedures and established organizational values and processes. Direct and indirect supervision is provided to full and part-time activities and office support to employees and volunteers.

ESSENTIAL JOB FUNCTIONS

1. Assess resource needs for various segments of the community and develops programs to meet each group's unique needs.
2. Plans, organizes and coordinates resource programs.
3. Recruits and trains community volunteers to assist in the various resource programs.
4. Prepares publicity brochures and announcements for programs and events.
5. Maintains open communication with community groups, programs participants and other city department.
6. Receives and evaluates citizen's complaints and suggestions and takes appropriate action.
7. Develops and maintains positive working relationships with educators, community based organizations, local public safety agencies, residents, coworkers, and others contacted during the course of employment.
8. Communicates effectively, both orally and in writing.
9. Develops public awareness documents and publicity materials regarding programs and or resources available to youth and community.
10. Participates in events or programs as required.
11. Maintains records and sign in sheets for each program.
12. Prepares written reports and correspondence, keeps and ensures confidential records.
13. Collects data necessary for evaluation of the project(s), completes and submits project reports.
14. Supervises part-time staff and volunteers.
15. Promotes and maintains safety in the work place.
16. Preforms other related work as assigned.

KNOWLEDGE AND ABILITIES

Knowledge of:

- Resource needs of the community
- Positive alternate activities for youth
- Program management
- Community organizations
- Coordination of people and resources
- Data collection and analysis
- Principles and methods for curriculum and trading design
- Principles and processes for providing customer service
- Administration and clerical procedures and systems

Ability to:

- Plan, organize, and coordinate programs
- Assess and evaluate community resource needs
- Develop and implement programs on a self-supporting basis
- Relate with individuals with differing concerns and problems
- Relate well with the community and secure community support programs
- Recruit and train community volunteers
- Tactfully interact with community groups, residents, and representatives of other agencies.
- Publicize programs utilizing media sources and through personal public speaking engagements.
- Effective written and oral communications techniques used in working with individuals from diverse ethnic and socio-economic background. Prepare reports and maintain records.
- Prepare reports and maintain records
- Use computers and software used for word processing, databases, spreadsheets, email, internet, and social media.
- Work effectively with the public, fellow employees and management.

EDUCATION AND EXPERIENCE

Any combination of training and experience, which is likely to provide the required knowledge and abilities, would be acceptable for employment.

For example, a typical background might be:

- Two years of professional experience working with youth recreational, resource center, social services, or educational setting and a BA/BS from an accredited four-year college or university, including or supplemented by courses in recreation administration or a closely related field; or
- Four years of professional experience working with youth recreational, resource center, social services, or educational setting and a AA/AS from an accredited four-year college or university including or supplemented by courses in recreation administration or a closely related field; or
- Five years of professional experience working with youth recreational, resource center, social services, or educational setting and a high school diploma or GED, including or supplemented by courses in recreation administration or a closely related field.

Must be able to communicate effectively with participants, parents, and staff regarding program goals, philosophy, and objectives. Must have or obtain First Aid and CPR certificate within three months of employment.

Ability to speak Spanish is desirable.

Licenses and Certification:

Must possess a valid California class C driver's license and a satisfactory driving record.

Working Conditions:

Must be fingerprinted for submission to the California Department of Justice in order to work with the youth. Must be able to work a flexible schedule that include evenings, weekends, and holidays.

Physical Demands:

Must possess mobility to work in a resource center/office setting that use standard office equipment, including a computer; strength to lift and carry office supplies and materials weighting up to twenty pounds and to reach, stoop, push/pull, squat, twist, turn, and bend to participate in the day to day work activities; vision to read printed materials and a computer screen; and hearing and speech to communicate in person and over the telephone, ability to use both vision and hearing to identify and evaluate field emergencies and respond physically to these emergencies quickly and appropriately; mental acuity to collect interpret and analyze data, reason, define problems, establish facts, draw valid conclusions, make valid judgements and decisions.

Recreation Services Youth Programs

Youth Programs at Oldemeyer Center

- Tiny tot University Preschool - Ages 3-5
- Summer, Fall, Winter, Spring - Full Day Camp
- Summer Playland – Ages K to 5th Grade
- Sports Camp – PeeWee - K to 2nd Grade
  Youth – 3rd to 5th Grade
- Cheerleading Camp – Jellies - K to 3rd Grade
  Sea Stars - 4th to 7th Grade
- Contract Instructor Classes for Youth
  Self Defense and Awareness Classes – Ages 5 to 15
  Children's Dance Classes – Ages 3 to 12
- Youth Sports – Tennis – Ages 8-14
- Annual Youth Art Competition @ City Hall - Middle and High School Age

Youth Programs at Pattullo Swim Center – Aquatics Programs

- Youth Swim Lessons
- Youth Recreation Swim
- Parent Tot Swim
- American Red Cross Certified Lifeguard Training Classes – Ages 15+
  We Recruit from Seaside High School Swim Team for Lifeguards

Youth Programs at BJ Dolan Youth Center - Middle and High School Ages

- Afterschool Drop-in Program –Monday through Saturday
- Volunteers in Practice Program – Provides volunteer opportunity for VIP's to work at the YEC Snack Shack, Senior Citizen's Mother's Day luncheon and other senior activities. We also recruit from the VIP program for employment at the YEC and Oldemeyer Center.
- Field Trips – Santa Cruz Boardwalk, Great America, San Jose Mall Back to School Shopping, San Francisco trip, Bowling etc…
- Special Events and Socials – YEC Open House, Monday Night Football, Super Bowl, Sunday Party, YEC Bake-off, Manicure Day, Fashion Shows, Holiday Socials, Sports Days, etc…

Youth Programs at Soper Community Center

- Summer Playland – Ages K to 5th Grade
- Sports Camp – Pee Wee - K to 2nd Grade
  Youth – 3rd to 5th Grade
- Cheerleading Camp – Jellies - K to 3rd Grade – Sea Stars – 4th Grade to 7th Grade

Youth Special Events

- Halloween Bonanza
- Easter Egg Hunt
- Winter Wonderland and Tree Lighting

City of Seaside Co-Sponsored Youth Events - Fee Waivers - Logistical and Staff Support

- Annual NAACP Youth Summit
- Annual Ladies First Youth Mentoring Classes
- Annual Seaside High School Homecoming Parade
- LULAC's Cinco de Mayo Event
- Annul Coalition of Scholarship Organization's Student Event
- Delta Sigma Theta Jabborwock Scholarship Event
- Field Use for Seaside Pony League, Seaside Raider's Youth Football and Seaside PAL

Recreation Services Youth Programs

Youth Programs at Oldemeyer Center

- Tiny tot University Preschool - Ages 3-5
- Summer, Fall, Winter, Spring - Full Day Camp
- Summer Playland – Ages K to 5th Grade
- Sports Camp – PeeWee - K to 2nd Grade
  Youth – 3rd to 5th Grade
- Cheerleading Camp – Jellies - K to 3rd Grade
  Sea Stars - 4th to 7th Grade
- Contract Instructor Classes for Youth
  Self Defense and Awareness Classes – Ages 5 to 15
  Children's Dance Classes – Ages 3 to 12
- Youth Sports – Tennis – Ages 8-14
- Annual Youth Art Competition @ City Hall - Middle and High School Age

Youth Programs at Pattullo Swim Center – Aquatics Programs

- Youth Swim Lessons
- Youth Recreation Swim
- Parent Tot Swim
- American Red Cross Certified Lifeguard Training Classes – Ages 15+
  We Recruit from Seaside High School Swim Team for Lifeguards

Youth Programs at BJ Dolan Youth Center - Middle and High School Ages

- Afterschool Drop-in Program –Monday through Saturday
- Volunteers in Practice Program – Provides volunteer opportunity for VIP's to work at the YEC Snack Shack, Senior Citizen's Mother's Day luncheon and other senior activities. We also recruit from the VIP program for employment at the YEC and Oldemeyer Center.
- Field Trips – Santa Cruz Boardwalk, Great America, San Jose Mall Back to School Shopping, San Francisco trip, Bowling etc…
- Special Events and Socials – YEC Open House, Monday Night Football, Super Bowl, Sunday Party, YEC Bake-off, Manicure Day, Fashion Shows, Holiday Socials, Sports Days, etc…

Youth Programs at Soper Community Center

- Summer Playland – Ages K to 5th Grade
- Sports Camp – Pee Wee - K to 2nd Grade
  Youth – 3rd to 5th Grade
- Cheerleading Camp – Jellies - K to 3rd Grade – Sea Stars – 4th Grade to 7th Grade

Youth Special Events

- Halloween Bonanza
- Easter Egg Hunt
- Winter Wonderland and Tree Lighting

City of Seaside Co-Sponsored Youth Events - Fee Waivers - Logistical and Staff Support

- Annual NAACP Youth Summit
- Annual Ladies First Youth Mentoring Classes
- Annual Seaside High School Homecoming Parade
- LULAC's Cinco de Mayo Event
- Annul Coalition of Scholarship Organization's Student Event
- Delta Sigma Theta Jabborwock Scholarship Event
- Field Use for Seaside Pony League, Seaside Raider's Youth Football and Seaside PAL

2014-2015 MAYOR'S YOUTH FUND DONATIONS	
2014	
6-Feb-14	Seaside PAL
20-Feb-14	MPUSD Tennis Program
3-Apr-14	Ballet Folkloric Aguiia Real
3-Apr-14	Seaside High Swim Team
3-Apr-14	Seaside Raiders Football
15-May-14	Seaside High Football Team
15-May-14	Greater Victory Temple Church Summer Algebra Institute
5-Jun-14	Bethel Church
5-Jun-14	Seaside High Sober Grad Nite
19-Jun-14	Seaside Parade of Champions
21-Aug-14	Friends of the Seaside Library
16-Oct-14	Seaside High Basketball
16-Oct-14	Girls Inc
16-Oct-14	Monterey County Interfaith Alliance-Food Baskets Thanksgiving
5-Nov-14	Seaside High Cheerleaders
6-Nov-14	Seaside Community Youth Outreach
6-Nov-14	Ballet Folklorica Real
18-Dec-14	NCBI
18-Dec-14	Seaside High School Every Fifteen Minutes
2015	
15-Jan-15	Seaside Middle School Incentive Program
15-Jan-15	Seaside High Robotics
5-Mar-15	Pony League
5-Mar-15	Village Project - For Pressures of Life Program
2-Apr-15	Seaside High School Swim Team
2-Apr-15	Community Partnership for Youth
2-Apr-15	Seaside Raiders Youth Football
7-May-15	Seaside High Sober Grad Night
7-May-15	Greater Victory Temple Church Summer Algebra Institute
7-May-15	NAACP Youth Summit
4-Jun-15	Seaside PAL
4-Jun-15	Bethel Baptist Church Youth Conference
20-Aug-15	Village Project -

CITY OF SEASIDE
STAFF REPORT

Item No.: 8.F.

TO: City Council

FROM: John Dunn, City Manager

BY: John Dunn, City Manager
Teresa Zamora, Youth Violence Prevention Coordinator

DATE: July 2, 2015

SUBJECT: **COMMENCEMENT OF THE SEASIDE YOUTH RESOURCE CENTER OPERATION WITH THE VILLAGE PROJECT PROVIDING AN INTERIM LOCATION AND THE OPERATION AND SUPERVISION OF THE RESOURCE CENTER**

PURPOSE

The purpose of the above recommendation is to allow the Seaside Youth Resource Center, a major component of the Cal GRIP grant program, to commence operation as soon as possible, for the benefit of the youth and their families of the community.

RECOMMENDATION

It is recommended by the Blue Ribbon Task Force and their Steering Committee that the Village project be designated as the interim location of the Seaside Youth Resource Center as part of the Cal GRIP grant and that space be rented from them commencing on July 1, 2015, that The Village Project be designated as the community non-profit to manage and supervise the Resource Center under the general conditions set forth in the Cal GRIP grant program and that the City Manager make such adjustments to the Grant narrative and budget to accomplish the above actions.

BACKGROUND

It has been almost three years ago, in the summer of 2012, that there was a resurgence of gang violence in the City of Seaside. Since that time there have been a number of homicides, injuries, and shootings along with associated drug dealing and other related crimes.

Seaside UCR Part I Homicides and Aggravated Assaults

Part 1 Crime	2012	2013	2014	2015*
Homicide	2	4	6	0
Aggravated Assault	76	88	88	23
With Firearm	*18*	*22*	*19*	*6*
With Knife	*3*	*7*	*9*	*1*
With Other Weapon	*18*	*16*	*14*	*7*
With Hands/Feet/Fists	*37*	*43*	*48*	*9*

*January 1 to May 31,
2015

Seaside UCR Part I Homicides and Aggravated Assaults – Gang Related

Gang Related Crime	2012	Gang Related	2013	Gang Related	2014	Gang Related	2015 (Through May)	Gang Related
Homicide	2	2	4	2	6	3	0	0
Agg. Assault with Firearm	18	13	22	18	19	17	6	4
Agg. Assault with Knife	3	1	7	1	9	2	1	0
Agg. Assault Other Weapon	18	0	16	2	14	1	7	0
Agg. Assault Hands/Feet/Fists	37	4	43	1	48	2	9	0
Total	78	20	92	24	96	25	23	4

Although our Police Department and PRVNT (Peninsula Regional Violence and Narcotics Team) have done an excellent job of criminal activity suppression, with the identification and prosecution of violators, it was immediately recognized by many in the City that suppression efforts alone could not effectively deal with this community issue, and the fear and concern within the community that it has caused.

Shortly thereafter the Blue Ribbon Task Force was created, which consisted of City, County and MPUSD representatives and representatives from community non-profits and the faith community. Police Chief Vicki Myers was involved in the original creation of the Blue Ribbon Rask Force and shortly thereafter Mayor Pro Tem Ian Oglesby became the Chair of the Blue Ribbon Task Force, with staffing being provided by Violence Prevention Manager Theresa Zamora.

The Blue Ribbon Task Force engaged in many efforts to deal with the gang violence situation, one of which was applying for a Cal GRIP grant, through the office of Juvenile Justice and Delinquency Prevention (OJJDP). Unfortunately the first grant application was not successful.

In the late spring of 2014, during the preparation of the 2014-15 City budget, a new City position of Violence Prevention Coordinator was proposed and $20,000 was budgeted for the preparation of a Violence Prevention/Youth Opportunity Plan. After thorough discussion these two items were approved by the City Council as part of the Budget adoption. Thereafter, the Violence Prevention Coordinator (now Manager) was hired and the City retained the firm, Social Policy Research and Associates, Mr. Vinz Koller, to commence the community assessment portion of the Plan.

At the same time the City applied a second time for a Cal GRIP grant and subsequently learned that it had been awarded the grant which set aside $1,300,000 over 3 years to administer the Cal GRIP grant program. The major part of the grant program was the establishment of the Seaside Youth Resource Center to provide assistance and appropriate referrals to the community youth seeking these services.

The City initially went through the recruitment process for the two Resource Center employees, the Resource Center Coordinator and the Youth Activities Coordinator, but the members of the Review panel, consisting of Steering Committee members, found none of the candidates to be suited for the two positions.

The City has spent much time and effort in the search for an appropriate site for the Resource Center. The major site under consideration has complications as to its purchase. Therefore, not presently having a permanent site for the Resource Center, it is now necessary to select a site for the interim Center location. Of the two sites under consideration, only The Village Project site had sufficient room for the Center Operation, which must have space not only for the two Center employees, but for most of the Community Partners, who consist of the Community Partnership for Youth (CPY), the Sun Street Center, Community Human Services, County Probation Department, County Health Department Behavioral Health Program and the City's School Resource Officer (Police Department).

Financial Arrangements: Interim Resource Center Space Rental

The Village Project has submitted a proposal for the rental of space for the interim location of the Resource Center (attached). The proposed rental amount was computed on the basis of their costs, and prorated on the basis of space use, for a monthly rental amount of $502.55 with prorated utilities and custodial costs of $305.14 monthly, for a total rent of $807.69 per month.

This amount would be paid by the City on a monthly basis. The original term would be for a minimum of six months, and month-to-month thereafter until the Resource Center could be relocated to a permanent location. The rental amount would be paid for by the City, and the City would be reimbursed through the Cal GRIP grant proceeds.

This rental arrangement will require a modification to the grant budget and narrative, but the City has been informed by the Board of State and Community Corrections on behalf of the Cal GRIP grant that

this change is acceptable to them.

Management and Supervision of the Resource Center

The Executive/Clinical Director of The Village Project and the City Manager have worked on and resolved two issues in regard to the operation of the Resource Center: 1) proper delineation of responsibilities between the City of Seaside and The Village Project, and 2) appropriate reimbursement to The Village Project for their role in the management and supervision of the Resource Center. It is estimated that this responsibility will take approximately 25% of the Project's Executive/Clinical Directors time, perhaps more during the early phase of recruitment-selection-training, and less after the Resource Center program stabilizes its operation. This cost sharing would be re-examined after six-months of Resource Center operation to best ensure that this is a workable and equitable cost reimbursement between The Village Project and the City.

It is agreed between the two parties that The Village Project would be reimbursed $1761 monthly by the City for their compensation for the management and supervision of the Resource Center.

As with the rent, the process of having a local non-profit providing the management and supervision of the Resource Center has been referred to the Board of State and Community Corrections, and they have indicated their acceptance of the proposal which will require some subsequent change to the Cal GRIP Grant budget and narrative. The City would be responsible for payment to The Village Project, and the City would be reimbursed by the Cal GRIP grant.

CONCLUSION

It is necessary for the City to get the City Youth Resource Center up and running as soon as possible so that the basic purpose of the Grant can be fulfilled, to provide the youth of our community and their families the resources and the opportunities to improve their lives and to reduce the cycle of gang attraction, participation and violence.

It is the recommendation of the Blue Ribbon Task Force and the Task Force Steering Committee, concurred in by the City Manager, that The Village Project be utilized as the interim location of the Resource Center, and that The Village Project be responsible for the management and supervision of the Resource Center Operation.

Although these are inter-related matters, they should be dealt with separately, hence the two resolutions of approval.

Consideration and adoption of the two attached resolutions is recommended.

FISCAL IMPACT

As discussed above.

ATTACHMENTS

1. Memorandum of Agreement
2. Seaside Youth Resource Center Description
3. Memo From City Manager Dunn Regarding the Village Project Proposal
4. Draft Resolution for Management of The Youth Resource Center
5. Rental Agreement with The Village Project, Inc.
6. Exhibit A, Rental Agreement with The Village Project, Inc.
7. Resolution Approving Rental Agreement with The Village Project

---

Reviewed for Submission to the
City Council by:

John Dunn, City Manager

Memorandum of Agreement Between the City of Seaside and The Village Project for the Village Project to Provide Management and Supervision Services for the Seaside Youth Resource Center Under the City's Cal GRIP Grant Program

Responsibilities of the Resource Center Program Manager

Overall, the "City will be responsible for the conduct of the Cal GRIP grant, working hand-in-hand with the Coordinating and Advisory Council" (p 16 of Narrative). However, it is permissible for the City to contract with a community non-profit to staff and to manage the Seaside Youth Resource Center (hereinafter the Resource Center) as was recently confirmed by Board of State and Community Corrections on behalf of the Cal GRIP grant.

The Blue Ribbon Task Force/Steering Committee has selected The Village Project to manage the Resource Center. Therefore, it will be the responsibility of the Village Project Executive/Clinical Director to work proactively and constructively with the Blue Ribbon Task Force/Steering Committee, the City's Violence Prevention Manager and the City's Program Evaluator to manage this program.

Under this cooperative arrangement between the City of Seaside and The Village Project it will be responsibility of The Village Project Executive/Clinical Director to serve as the Seaside Youth Resource Center Program Manager and, as such:

1) Be intimately familiar with the Cal GRIP Program Narrative (Seaside Gang Reduction Intervention and Prevention Project – 2015-2017). If there are areas needing modification or updating, work with the City's Violence Prevention Manager, Program Evaluator and other appropriate persons to do so to the satisfaction of the Board of State and Community Corrections.

2) Adhere to the "over-arching" strategy that guides Seaside's anti-gang efforts which is OJJDP's (Office of Juvenile Justice and Delinquency Prevention) Comprehensive Gang Model (p. 6 of Narrative).

3) Be responsible for the establishment, staffing, supervision of the staff, and managing the operation of the Resource Center. The Board of State and Community Corrections requires: 1. Job descriptions for both positions; 2. Employee timesheets and documentation to verify salaries and benefits received; 3. Invoices for the two positions to be submitted to the City for payment.

   The Resource Center Program Manager shall be responsible for the hiring, supervision, payment of salaries and benefits, job descriptions, evaluation, discipline, termination and any other aspect of the employment of the Resource Center Coordinator and the Youth Activities Coordinator, and shall submit such records of hours worked and payment for these employees to the City Administrative Services Director or her designee as necessary to comply with the Cal GRIP requirements..

4) The Resource Center Program Manager will:

a) "develop and maintain relationships with referral agencies and services, oversee the intake process and Resource Center services, and ensure appropriate tracking systems are in place" (page 9 of narrative);
b) Coordinate with the City's community partners at the Resource Center, which are the Partnership for Youth (CPY), Sun Street Center, Community Human Services, the County's Health Department Behavioral Health Program and the Probation Department the City's School Resource Officer and such other agencies as may become Community Partners in the future. The Service providers offering the evidence-based programs will use pre-post surveys to assess individual outcomes (p 11 of Narrative).
c) Work closely with the City's Consulting Program Evaluator, Resource Center employees and the Community Partners to maintain all client records in the form required and to provide security and protect confidentiality of all such records.
d) Work closely with the Blue Ribbon Task Force, comprised of citizens, agencies, and non-profit representatives, which "will serve as the Coordinating and Advisory Council for the Cal GRIP project" (page 4 of Narrative) and a subset of the BRTF, the Steering Committee an Advisory Body.
e) Work with the City's Violence Prevention Manager and the City's Program Evaluator on the "process information" to be collected (9 points on p 13 of Narrative).
f) Coordinate with the City's Administrative Services Department as necessary, as "the City of Seaside will serve as the fiscal agent of the project" (p 16 of Narrative).

5) Make changes or additions to the above as dictated by future changes to the Cal GRIP grant.

6) The Resource Center Program Manager, himself and working through the two Resource Center employees, shall broadly market and engage in community outreach concerning the services the Resource Center provides, to make these services known to the members of the community.

7) The Resource Center Manager, working through the two Resource Center employees, shall maintain a current listing of all appropriate community resources and client referral services for their use.

Responsibilities of the City

Under the general supervision of the City Manager, the City's Violence Prevention Manager, the City's Program Evaluator (under contract to the City), and the City's Fiscal Agent, the Deputy City Manager – Administrative Services, the City will provide assistance to the Resource Center Program Manager, as is necessary and desired to best insure the success of the Resource Center in providing the youth of the community the best opportunity to succeed.

1. Provide such technical assistance and counsel necessary to best ensure that all aspects of the Seaside Youth Resource Center is in compliance with the requirements of the Cal GRIP grant program and the OJJDP Comprehensive Gang Model.

2. Provide such office equipment as needed (desks, chairs and furnishings, file cabinets, telephones, computer and other necessary equipment).

3. Coordinate with the Seaside Police Department and the Program Evaluator on the "problem analysis," tracking violent and gang related crimes (p. 12 of Narrative).
4. Provide assistance as requested and necessary to the Resource Center Manager on the maintenance of client records satisfactory to the Board of State and Community Corrections, and ensure confidentiality and security for all such records and files.
5. The City's Violence Prevention Manager and the City's Program Evaluator shall work closely with the Resource Center Manager on the "process information" to be collected (9 points on page 13 of the Narrative).
6. Serve as the Cal GRIP Grant Fiscal Agent (p. 16 of Narrative).
7. Be responsible for the completion of the Violence Prevention Plan "assessment," the development of the Violence Prevention/Youth Opportunities Plan and the approval of the Plan through the Blue Ribbon Task Force/Steering Committee and the City Council. The Resource Center Program Manager and the Community Partners shall be partners in and advisory to this process.
8. Be responsible for the coordination and the implementation of the adopted Violence Prevention/Youth Opportunities Plan, with the assistance of the Resource Center, community partners, other agencies and community non-profit and faith organizations.
9. Be responsible for assisting the Resource Center by all appropriate means in the marketing of the Resource Center services to the community.
10. Be responsible for assisting the Resource Center Program Manager in the identification and cataloging of all community resources which can appropriately be used for client referrals.

This agreement was approved by the City Council on July 2, 2015 and effective as of the date of approval.

Mel Mason Executive/Clinical Director The Village Project	John Dunn City Manager City of Seaside

DRAFT
06/25/2015 – Subject to future review and change

Seaside Youth Resource Center
(Cal GRIP Grant)

What will the resource center do?

The "one-stop" Seaside Youth Resource Center will be a community program that will offer services primarily to youth at risk, on probation, gang involved youth and their families. The Resource Center will be administered on behalf of the City by The Village Project, which organization will be working with several community partners in the Resource Center operation. These agencies will provide free of charge prevention and early intervention services based on the individual's needs and goals. Referrals can be made by parents, teens, teachers, law enforcement officials, truancy courts, school counselors, probation, juvenile drug courts, social services and others.

What it is?

The "one-stop" Seaside Youth Resource Center will be located at The Village Project, located at 1069 Broadway, #201, Seaside, CA. It will be staffed by two full-time employees, a Resource Center Coordinator and Youth Activities Coordinator, and several community partners will be on-site available as referral sources.

The Resource Center Coordinator will develop and maintain relationships with the referral agencies and services and oversee the intake process. This person will also ensure that appropriate monitoring and tracking systems are in place.

The Youth Activities Coordinator will establish a program of positive youth programs and youth activities working with others on the development of the programs.

The City of Seaside School Resource Officer will work at the Seaside Youth Resource Center to mentor, counsel and provide a positive role model for youth. The School Resource Officer will help youth develop strategies for solving problems and strengthen community-school partnerships.

The Monterey County Probation Department will provide a Juvenile Probation Officer that will work at the Seaside Youth Resource Center one day a week, enabling closer contact with youth on probation, their families, and school teachers and counselors.

The Monterey County Behavioral Health Department will lead the youth diversion project targeting first time offenders, at risk youth, runaways, and youth beginning to act out. The Behavioral Health Services Manager will supervise the Behavioral Health Unit Supervisor, attend Resource Center meetings, accept referrals, cases and provide clinical oversight.

The Behavioral Health Services Supervisor will provide clinical supervision and support to the Psychiatric Social Worker conducting the youth diversion project.

Community Partnership for Youth will provide the Strengthening Families program and a mentoring/tutoring/job preparation after-school program for middle school youth. They will have a Site Coordinator and four Mentors/Tutors to work with youth.

Sun Street Center will provide the Safe Teens Empowerment Project for Seaside (STEPS) for student leaders. This will involve a half-time project coordinator.

Community Human Services will provide three series of 15 classes each of the Seven Challenges Program. They will also provide four series of ten classes each of the Triple P Program. The program coordinator will work with youth and parent educators will work with the youth and their families.

The Seaside Youth Resource Center will be open from Tuesday through Saturday (days and hours will be subject to further review and potential change).

John Dunn - (1) Interim Location of Resource Center (2) Hiring and Supervision of Two Employees

From: Rosa Salcedo
To: Daphne Hodgson; Don Freeman; Ian Oglesby; Lesley Milton; Roberta Gre...
Date: 6/11/2015 3:38 PM
Subject: (1) Interim Location of Resource Center (2) Hiring and Supervision of Two Employees
CC: John Dunn; hlusk4@yahoo.com; ino357@aol.com; jan.roehl@comcast.net; ...
Attachments: The Village Project Inc. Temporary Youth Resource Center Proposal.pdf

From: John

At their meeting of June 10, 2015, the Steering Committee of the Blue Ribbon Task Force made two decisions that concluded a conversation continued from their earlier meeting of June 3, 2015, as follows:

1. The Village Project was selected as the site for the Interim Resource Center, with the Steering Committee agreeing to the terms set forth by Mel Mason, based on the square footage to be utilized by the Resource Center, with a prorated rent of $502.55/month and utilities/custodial of $305.14, for a total of $807.69/month (attached).

2. The Village Project was also selected to be the Agency to hire and to provide supervision to the two employees authorized by the Cal GRIP grant, currently titled the Resource Center Coordinator and the Activities Coordinator. It was agreed that Mr. Mason and the City would work together to produce a contract or memorandum of understanding which would set forth the responsibilities of The Village Project and the City.

Both of these matters had been previously submitted to the Board of State and Community Corrections by Theresa Zamora and Dr. Jan Roehl and they gave their acceptance on these two issues as being consistent with the grant.

Working with Mr. Mason, I will start working on a MOU acceptable to both parties, with assistance from you, for approval by the City Attorney for submission to the Blue Ribbon Task Force/Steering Committee and finally the City Council for approval.

John

Attachment

RESOLUTION NO. 15-

A RESOLUTION OF THE CITY COUNCIL OF THE CITY OF SEASIDE

APPROVING A MEMORANDUM OF UNDERSTANDING WITH THE VILLAGE PROJECT INC TO PROVIDE MANAGEMENT AND SUPERVISION OF THE SEASIDE YOUTH RESOURCE CENTER AND STAFF

WHEREAS, in the summer of 2012, that there was a resurgence of gang violence in the City of Seaside and Since that time there have been a number of homicides, injuries, and shootings along with associated drug dealing and other related crimes; and

WHEREAS, as a result, the Blue Ribbon Task Force was created, which consisted of City, County and MPUSD representatives and representatives from community non-profits and the faith community with the goal to develop a program to mitigate the violence in the community; and

WHEREAS in December 2014 the City applied for and received a Cal Gang Reduction and Implementation Program grant which set aside $1,300,000 over 3 years to administer the Cal GRIP grant program; and

WHEREAS, a component part of the grant program was the establishment of the Seaside Youth Resource Center to provide assistance and appropriate referrals to the community youth seeking these services which would be staffed by two grant paid positions; and

WHEREAS, the City has spent much time and effort in the search for an appropriate site for the Resource Center and the major site under consideration has complications as to its purchase as it is a Former Redevelopment Agency property; and

WHEREAS, It is the recommendation of the Blue Ribbon Task Force and the Task Force Steering Committee, concurred in by the City Manager, that The Village Project be utilized as the interim location of the Resource Center, and that The Village Project be responsible for the management and supervision of the Resource Center Operation.

NOW, THEREFORE BE IT RESOLVED, that the City Council of the City of Seaside does hereby authorizes the City of Seaside to enter into the attached Memorandum of Understanding with the Village Project Inc. for Management and Supervision of the Resource Center including two youth resource center positions which are fully reimbursable by the Cal GRIP grant.

BE IT FURTHER RESOLVED THAT, It is agreed between the two parties that The

Village Project would be reimbursed $1761 monthly by the City for their compensation for the management and supervision of the Resource Center.

PASSED AND ADOPTED at a regular meeting of the City Council of the City of Seaside duly held on the 2nd day of July, 2015 by the following vote:

AYES: COUNCILMEMBERS:
NOES: COUNCILMEMBERS:
ABSENT: COUNCILMEMBERS:
ABSTAIN: COUNCILMEMBERS:

_____
Ralph Rubio, Mayor

ATTEST:

_____
Lesley Milton-Rerig, City Clerk

CITY OF SEASIDE RENTAL AGREEMENT
BETWEEN
THE CITY OF SEASIDE AND
THE VILLAGE PROJECT, INC.

THIS AGREEMENT, made and executed this 2nd day of July, 2015, by and between the City of Seaside, a municipal corporation, hereinafter referred to as "CITY", and The Village Project, Inc., hereinafter referred to as "TVPI" provides as follows:

1. Description of Rental Property. CITY, as part of the CalGRIP Grant, wishes to utilize the facilities of the TVPI, as described in Exhibit A attached hereto and incorporated herein by this reference.

2. Use of Rental Property. The primary use of the facility will be a site for the interim Youth Resource Center location. The Village Project site has sufficient room for the Center Operation, including the two Center employees, and most of the Community Partners, consisting of the Community Partnership for Youth (CPY), the Sun Street Center, Community Human Services, County Probation Department, County Health Department Behavioral Health Program and the City's School Resource Officer (Police Department).

3. Rent. CITY agrees to rent the facility for FIVE HUNDRED TWO DOLLARS AND FIFTY-FIVE CENTS ($502.55) per month payable on the 1st day of each and every month commencing July 1, 2015, and continuing monthly thereafter, per Exhibit A.

4. Expenses. CITY agrees to pay a proportionate share of the facility costs for utilities and janitorial of THREE HUNDRED FIVE DOLLARS AND FOURTEEN CENTS ($305.14) per month payable on the 1st day of each and every month commencing July 1, 2015, and continuing monthly thereafter, per Exhibit A.

5. Term. The rental term will be for a minimum of six months, and month-to-month thereafter until the Resource Center is relocated to a permanent location or until the CalGRIP grant is terminated. The rental amount will be paid by the City, and the City will be reimbursed through the Cal GRIP grant proceeds.

6. Maintenance and Repairs.

TVPI shall perform all necessary repairs to keep the facility functioning properly. City shall reimburse TVPI for a proportionate share of the actual cost of time and materials to perform the necessary repairs.

7. Indemnification. CITY shall, defend and indemnify TVPI, and to hold the TVPI harmless from, any and all damages, claims of damages, including but not limited to attorney's fees, or liabilities of whatever nature arising out of, or in connection with, this contract. Should it become necessary for TVPI, its agents, its employees, successors or assignees to incur any costs or expenses, whether direct or indirect, including but not limited to attorney's fees, investigator's fees, collection fees or court costs in connection with any claim or demand for which indemnification is provided by this agreement, or in connection with any attempt to recover

losses incurred on such claims or demands, or in connection with the enforcement of this agreement or any portion thereof, CITY agrees to pay such costs or expenses for which expenditure is made or liability incurred by TVPI, provided that reimbursement shall be only for such costs and expenses that TVPI is held legally liable to pay by a court or forum of competent jurisdiction.

8. Insurance. CITY shall maintain during the life of the contract liability insurance in the amount of $2,000,000. The Village Project, Inc., its officers, agents and employees shall be named as additional insured.

Certificate of Insurance. The CITY will have a certificate of insurance completed and filed with TVPI within fifteen [15] days of execution of this agreement and prior to engaging any operation or activities set forth in this agreement. The foregoing policies shall provide that no cancellation, major change in coverage, or expiration by insurance company or insured during the term of this contract shall occur without thirty [30] days written notice to TVPI prior to the effective date of such cancellation or change in coverage.

9. Termination. Both parties reserve the right to terminate the Rental without penalty with a minimum of one-year notice.

10. Notices. Written notices to City shall be addressed to:

City Manager
City of Seaside
440 Harcourt Avenue
Seaside, CA 93955

Written notices to TVPI shall be addressed to:

Executive Director/Clinical Director
The Village Project, Inc.
1069 Obama Way #201
Seaside, CA 93955

IN WITNESS WHEREOF, this agreement is executed by the parties hereto on the day and year first above written.

CITY OF SEASIDE	THE VILLAGE PROJECT, INC.
_____	_____
John Dunn, City Manager	Mel Mason, Executive Director

Approved as to form:

_____
Don Freeman, City Attorney

EXHIBIT A
The Village Project, Inc.
Interim Youth Resource Center Cost Proposal

July 2, 2015

Rationale

The proposal for location and rental cost of the Interim Youth Resource Center by The Village Project, Inc. is based on square footage cost. In addition the proposal includes a fair share of the costs of utilities and janitorial costs on a percentage basis.

Costs

The proposal: The Village Project, Inc. proposes a rental fee of **$502.55** based on square footage cost of .95 cents per 529 square feet of space to be utilized by the Youth Resource Center.

The Center would be using 529 square feet of the 2400 square feet of the floor space. This is 22% of the floor space. Utilities and janitorial costs would be paid on the prorated percentage basis of 22%. Costs would be as follows:

Utility	TVPI's Average Cost per Month	Youth Resource Center Percentage
PG&E	$422.00	$92.84
Cal Am Water	129.00	28.38
Waste Management	74.00	16.28
MRWPCA	62.00	13.64
Janitorial	700.00	154.00
Total		$305.14
Cost of Rental		502.55
Grand Total of Proposal		$807. 69

Regards,

Mel Mason, LCSW
Executive Director/Clinical Director

RESOLUTION NO.

RESOLUTION OF THE CITY COUNCIL OF THE CITY OF SEASIDE

APPROVING A RENTAL AGREEMENT WITH THE VILLAGE PROJECT, INC. FOR THE USE OF FACILITIES FOR THE INTERIM YOUTH RESOURCE CENTER UNDER THE CALGRIP GRANT

WHEREAS, the CITY wishes to utilize the facilities of the TVPI, as described in Exhibit A attached hereto and incorporated herein, by this reference; and

WHEREAS, the primary use of the facility will be a site for the Interim Youth Resource Center. The Village Project site has sufficient room for the Center Operation, including the two Center employees, and most of the Community Partners, consisting of the Community Partnership for Youth (CPY), the Sun Street Center, Community Human Services, County Probation Department, County Health Department Behavioral Health Program and the City's School Resource Officer (Police Department); and

WHEREAS, CITY agrees to rent the facility for FIVE HUNDRED TWO DOLLARS AND FIFTY-FIVE CENTS ($502.55) per month payable on the 1st day of each and every month commencing July 1, 2015, and continuing monthly thereafter, per Exhibit A; and

WHEREAS, CITY agrees to pay a proportionate share of the facility costs for utilities and janitorial of THREE HUNDRED FIVE DOLLARS AND FOURTEEN CENTS ($305.14) per month payable on the 1st day of each and every month commencing July 1, 2015, and continuing monthly thereafter, per Exhibit A; and

WHEREAS, the rental term will be for a minimum of six months, and month-to-month thereafter until the Youth Resource Center is relocated to a permanent location or until the CalGRIP grant is terminated. The rental amount will be paid by the City, and the City will be reimbursed through the Cal GRIP grant proceeds; and

WHEREAS, TVPI shall perform all necessary repairs to keep the facility functioning properly. City shall reimburse TVPI for a proportionate share of the actual cost of time and materials to perform the necessary repairs.

NOW THEREFORE BE IT RESOLVED, the City Council of the City of Seaside approves the attached Rental Agreement with The Village Project, Inc. for the use of the TVPI facilities located at 1069 Obama Way #201 for the Interim Youth Resource Center and authorizes the City Manager to execute the agreement.

PASSED AND ADOPTED at the regular meeting of the City Council of the City of Seaside duly held on the 2nd day of July 2015 by the following vote:

AYES: COUNCILMEMBERS:

NOES: COUNCILMEMBERS:
ABSENT: COUNCILMEMBERS:
ABSTAIN: COUNCILMEMBERS:

_____
Ralph Rubio, Mayor

_____
Lesley Milton-Rerig, City Clerk

MEMORANDUM OF AGREEMENT BETWEEN
THE CITY OF SEASIDE
AND THE VILLAGE PROJECT

This Memorandum of Understanding between the City of Seaside and The Village Project is made and entered into as of this 2 day of July, 2015, (hereinafter "Effective Date"), by and between the City of Seaside (hereinafter "City"), and The Village Project (hereinafter "The Village Project"). The Village Project and City are sometimes individually referred to as "Party" and collectively as "Parties".

I. PURPOSE AND SCOPE

This purpose of this Memorandum of Understanding is for The Village Project to provide management and supervision services for the Seaside Youth Resource Center and to clearly identify the roles and responsibilities of each party as they relate to the commencement of operation of the Seaside Youth Resource Center, a major component of the CalGRIP grant program, for the benefit of the youth and their families of the Seaside community.

City will be responsible for the conduct of the CalGRIP grant (attached hereto as EXHIBIT "A" and incorporated herein by reference), working hand-in-hand with the Coordinating and Advisory Council pursuant to page 6 of the "Seaside Gang Reduction Intervention and Prevention Project 2015-2017" (hereinafter "Narrative") attached hereto as EXHIBIT "B" and incorporated. It is permissible for City to contract with a community non-profit staff and to manage the Seaside Youth Resource Center (hereinafter "Resource Center") as was recently

confirmed by the Board of State and Community Corrections on behalf of the CalGRIP grant.

The Blue Ribbon Task Force/Steering Committee has selected The Village Project to manage the Resource Center. It will be the responsibility of the Village Project Executive/Clinical Director to work proactively and constructively with the Blue Ribbon Task Force/Steering Committee, the City's Violence Prevention Manager and the City's Program Evaluator to manage this program.

II. MEMORANDUM OF UNDERSTANDING (MOU) TERM

The term of this MOU is from the Effective Date until terminated pursuant to Article V. of this agreement.

III. RESPONSIBILITIES OF RESOURCE CENTER PROGRAM MANAGER

The Village Project Executive/Clinical Director will serve as the Seaside Youth Resource Center Program Manager, and as such the Resource Center Program Manager's responsibilities are as follows:

1. Be intimately familiar with the CalGRIP grant and the Narrative. If there are areas needing modification or updating, work with the City's Violence Prevention Manager, Program Evaluator and other appropriate persons to do so to the satisfaction of the Board of State and Community Corrections;

2. Adhere to the "over-arching" strategy that guides Seaside's anti-gang efforts which is the Office of Juvenile Justice and Delinquency Prevention's (hereinafter "OJJDP") Comprehensive Gang Model (p. 6 of Narrative);

3. Be responsible for the establishment, staffing, supervision of the staff, and managing the operation of the Resource Center;

4. Be responsible for the hiring, supervision, payment of salaries and benefits, job descriptions, evaluation, discipline, termination and any other aspect of the employment of the Resource Center Coordinator and the Youth Activities Coordinator, and shall submit such records of hours worked and payment for these employees to the City Administrative Services Director or his or her designee as necessary to comply with the CalGRIP requirements as follows:

a. The Board of State and Community Corrections requires job descriptions for the Resource Center Coordinator and the Youth Activities Coordinator, employee timesheets and documentation to verify salaries and benefits received, and invoicing for the two positions to be submitted to City for payment.

5. Develop and maintain relationships with referral agencies and services, oversee the intake process and Resource Center services, and ensure appropriate tracking systems are in place (p. 9 of Narrative);

6. Coordinate with the City's Community Partners at the Resource Center which, include but are not limited to:

a. Partnership for Youth

b. Sun Street Center

c. Community Human Services

d. Monterey County Health Department Behavioral Health Program

e. Monterey County Probation Department

f. City of Seaside School Resource Officer

The service providers offering the evidence-based programs will use pre-post surveys to assess individual outcomes (p. 11 of Narrative)

7. Work closely with the City's Consulting Program Evaluator, Resource Center employees and the Community Partners to maintain all client records in the form required and to provide security and protect confidentiality of all such records;

8. Work closely with the Blue Ribbon Task Force (hereinafter BRTF), comprised of citizens, agencies, and non-profit representatives, which will serve as the Coordinating and Advisory Council for the CalGRIP project (p. 4 of Narrative) and a subset of the BRTF, the Steering Committee an Advisory Body;

9. Work with the City's Violence Prevention Manager and the City's Program Evaluator on the "process information" to be collected (nine points on p. 13 of Narrative);

10. Coordinate with the City's Administrative Services Department as necessary as the City of Seaside will serve as the fiscal agent of the project (p. 16 of Narrative);

11. Make changes or additions to the above as dictated by future changes to the CalGRIP grant;

12. By working through the Resource Center Coordinator and the Youth Activities Coordinator to broadly market and engage in community outreach concerning the services the Resource Center provide in order to make these services known to the members of the community; and

13. By working through the Resource Center Coordinator and the Youth Activities Coordinator to maintain a current listing of all

appropriate community resources and client referral services for their use.

IV. RESPONSIBILITIES OF CITY

Under the general supervision of the City of Seaside City Manager, the City's Violence Prevention Manager, the City's Program Evaluator (under contract to the City), and the City's Fiscal Agent, the Deputy City Manager/Administrative Services, the City will provide assistance to the Resource Center Program Manager, as is necessary and desired to best insure the success of the Resource Center in providing the youth of the community the best opportunity to succeed; and, as such. City's responsibilities are as follows:

1. Provide such technical assistance and counsel necessary to best ensure that all aspects of the Seaside Youth Resource Center is in compliance with the requirements of the CalGRIP grant program and the OJJDP Comprehensive Gang Model;

2. Provide such office equipment needed (desks, chairs, furnishings, file cabinets, telephones, computers and other necessary equipment);

3. Coordinate with the Seaside Police Department and the Program Evaluator on the "problem analysis", tracking violent and gang-related crimes (p. 12 of Narrative);

4. Provide assistance as requested and necessary to the Resource Center Manager on the maintenance of client records satisfactory to the Board of State and Community Corrections, and ensure confidentiality and security for all such records and files;

5. The City's Violence Prevention Manager and the City's Program Evaluator shall work closely with the Resource Center Manager on the "process information" to be collected (nine points on p. 13 of Narrative);

6. Serve as the CalGRIP Grant Fiscal Agent (p. 16 of Narrative);

7. Be responsible for the completion of the Violence Prevention Plan "assessment", the development of the Violence Prevention/Youth Opportunities Plan and the approval of the Plan through the Blue Ribbon Task Force/Steering Committee and the City Council. The Resource Center Program Manager and the Community Partners shall be partners in and advisory to this process;

8. Be responsible for the coordination and the implementation of the adopted Violence Prevention/Youth Opportunities Plan, with the assistance of the Resource Center, community partners, other agencies and community non-profit and faith organizations;

9. Be responsible for assisting the Resource Center by all appropriate means in the marketing of the Resource Center services to the community; and

10. Be responsible for assisting the Resource Center Program Manager in the identification and cataloging of all community resources which can appropriately be used for client referrals.

V. **INDEMNIFICATION/NOTICES/TERMINATION/AUDIT AUTHORITY/MISCELLANEOUS**

1. This MOU may be terminated without cause by either party upon thirty (30) days written notice.

2. CITY shall indemnify, defend and hold harmless THE VILLAGE PROJECT, its officers, agents, and employees, while acting as such, to the extent permitted by applicable law, from and against any claim, loss, damage, cost, expense, obligations or liability (including, without limitation, interest, penalties and attorney=s fees in defending against the same) which any of them may become obligated to pay by reason of liability imposed by law because of injury to property or injury to or death of persons, received or suffered by reason of this program.

3. THE VILLAGE PROJECT shall indemnify, defend and hold harmless CITY, its officers, agents, and employees, while acting as such, to the extent permitted by applicable law, from and against any claim, loss, damage, cost, expense, obligations or liability (including, without limitation, interest, penalties and attorney=s fees in defending against the same) which any of them may become obligated to pay by reason of liability imposed by law because of injury to property or injury to or death of persons, received or suffered by reason of this program.

4. Should either party to this agreement bring legal action against the other, (formal judicial proceeding, mediation or arbitration), the case shall be handled in Monterey County, California, and the party prevailing in such action shall be entitled to a reasonable attorney=s fee which shall be fixed by the judge, mediator or arbitrator hearing the case and such fee shall be included in the judgment, together with all costs.

5. Any notices under this agreement shall be sent to THE VILLAGE PROJECT or CITY by personal delivery, by electronic facsimile, or by certified mail, return receipt requested, postage prepaid in the United States Postal Service at the addresses set forth below. Notice shall be deemed effective upon delivery or transmission if delivered or sent by facsimile and on the third (3rd) day after mailing. The following names, titles, addresses and telephone numbers are designated by the parties:

THE VILLAGE PROJECT
Mel Mason, Executive Director/Clinical Director
1069 Broadway Avenue, Suite 201
Seaside, CA 93955
Telephone: (831)392-1500

CITY OF SEASIDE
City Manager
440 Harcourt Avenue
Seaside, CA 93955
Telephone: (831)899-6703

6. THE VILLAGE PROJECT shall keep full and detailed accounts and exercise such controls as may be necessary for proper administration and financial management consistent with the CalGRIP grand as set forth in EXHIBIT "A" under this MOU; the accounting and control systems shall be satisfactory to CITY. CITY=S auditor shall be afforded access to THE VILLAGE PROJECT'S =S records, books, correspondence and other data relating to this MOU. THE VILLAGE PROJECT shall preserve these records, books, correspondence and other data relating to this agreement for a period of four (4) years after final payment, or for such longer period as may be required by law. In addition, THE VILLAGE PROJECT agrees to make said records, books

correspondence and other data relating to this MOU available to CITY at CITY=S principle place of business upon seventy-two (72) hours advance written notice. CITY shall at all times have the right to inspect the work, services, or materials. THE VILLAGE PROJECT shall furnish all reasonable aid and assistance required by CITY for the proper examination of the work or services and all parts thereof. Such inspection shall not relieve BHD from any obligation to perform said work or services strictly in accordance with the specifications or any modifications thereof and in compliance with the law.

7. THE VILLAGE PROJECT shall provide CITY upon request, and/or upon completion of the program, with electronic files and copies of any documentation of program results to CITY at CITY=S principal of business.

8. The parties shall comply with all applicable federal, state and local laws and regulations in performing this agreement.

9. This MOU may be amended in writing by mutual agreement of the Parties.

10. This MOU shall be governed by and construed with the laws of the State of California. Venue shall be in Monterey County.

11. This MOU contains the entire agreement of the Parties relating to the subject matter hereof and supersedes all prior negotiations, agreements or understandings.

12. If any portion of this MOU is declared invalid, illegal, or otherwise unenforceable by a Court of competent jurisdiction, the remaining provisions shall continue in full force and effect.

13. No waiver of any breach of a provision in this MOU shall constitute a waiver of any other default or breach, whether of the same or other covenant or condition. No waiver, benefit, privilege, or service voluntarily given or performed by a Party shall give the other Party any contractual rights by custom, estoppel, or otherwise.

IN WITNESS WHEREOF, the Parties hereto have caused this Memorandum of Understanding to be effective as of the date first above written.

THE VILLAGE PROJECT

By: Mel Mason

Mel Mason
Executive/Clinical Director

CITY OF SEASIDE

By: John Dunn

John Dunn
City Manager

CalGRIP Program Narrative
Seaside Gang Reduction, Intervention, and Prevention Project, 2015-2017

Seaside, the second largest city in Monterey County, has experienced a phenomenal rise in gang activity, shootings, and homicides since 2012. While this has caused considerable distress in the community, the city, community, and regional partners have banded together in profoundly positive ways to address youth and gang violence. Seaside is poised to launch ground-breaking strategies, plans, and policies as never before seen by this community to address youth and gang violence. Due to the economic distress of the city, support from the CalGRIP program is very much needed to support the myriad activities of the proposed plan.

I. Project Need

1.1. Need for the project. Seaside has a population of 33,025 (2010) which is 43% Hispanic, 33% White, 9% Asian-American, 8% African-American, 2% Pacific Islander, and 5% identifying with two or more races. It is a diverse community, with many households with children; 27% of the population (27%) is under 18 years of age.

While Seaside has had persistent gang problems over the past several decades, there has been a significant uptick in violent activity beginning in 2012 (Table 1) and gang violence has skyrocketed again since the beginning of 2014. There have been four homicides, all gang-related, since January 1. Per capita, using Seaside's most recent population of 34,957, this is twice the rate of Salinas, the county seat, largest city, and traditionally the local city with the worst gang and gun violence. Between January and July 2014, Seaside's homicide rate per 1,000 was 0.11, while Salinas's rate (with 8 homicides) was .052 (4

Table 1: Part I Violent Crime in Seaside, 2010-2013

Year	Homicide	Rape	Robbery	Agg Assault	Violent crime/100,000
2010	1	10	21	97	390.6
2011	0	7	23	82	339.1
2012	2	13	29	76	363.4
2013	4	9	21	88	349.0

more in August raised Salinas's rate to .078). Seaside's violent crime rate has increased considerably compared to the other two largest cities in the county:

Part I Violent Crimes	Seaside			Monterey			Salinas		
	1st Qtr 2013	1st Qtr 2014	% change	1st Qtr 2013	1st Qtr 2014	% change	1st Qtr 2013	1st Qtr 2014	% change
Homicide	1	1		0	0		4	3	
Rape	0	2		5	6		5	8	
Robbery	6	5		11	7		133	125	
Aggravated Assault	18	31		20	10		115	123	
Total	25	39	56.00%	36	23	-36.11%	257	259	0.78%
Source: Monterey County District Attorney's Office									

Risk factors for gang and violent crime include high unemployment, a lack of youth activities, intergenerational gangs, poor academic achievement, the ready availability of drugs, and family management problems.

1.2. Impact of gang activity. The Peninsula's gang task force commander believes that 95% of all violence in Seaside involving a weapon is gang-related; certainly the two homicides and 19 shootings in 2013 and the four homicides and 16 shootings in 2014 through July were all gang-related. Seaside (primarily), Sand City, and Marina comprise one of the three hotspots of gang violence in Monterey County (*Strategic Plan for Gang Violence Prevention in Monterey County*, 2013). Monterey County was identified as "the most dangerous county in California" in 2009 and 2010 for young people aged 10 to 24 by the national Violence Policy Center (Langley & Sugarmann, 2012, 2011) due to its homicide rate for that age group.

In Seaside, however, the community, parents, and even the police were slow to believe gang violence was a serious local problem. Most felt it was mostly a Salinas problem that spilled over into Seaside. The recent rise in gang violence has made it clear the problem is at home, and it has angered and upset Seaside citizens. At public forums and in Letters to the Editor their initial reaction to the homicides was anger at the police department. More recently, activists have placed the responsibility on the

community itself, saying it has to pull together to prevent and stop youth violence.

1.3. Severity of the gang problem. Seaside has a long history of gang activity, dating back to the 1970s when family-based (the MOB, PJC, and The Fam) and African-American gangs (Bloods and Crips) capitalized on the rapid rise in the use of crack cocaine. The City's gangs have changed along with its shifting demographics. Seaside's gangs are local, comprised of members who grew up in the city. It is estimated that 200-250 active gang members live in Seaside. About 100 are Norteños, U.S. born residents of Mexican descent controlled by the prison-based Nuestra Familia. Approximately 80 are Crips, the long-standing African-American gang originating in the L.A. area. Sureños, Mexican immigrants with strong ties to their homeland and controlled by the prison-based Mexican Mafia, number in the low teens, as do the Oriental Boys, an Asian gang heavily involved in gun trafficking. These gangs are structured, have a chain of command, and members pay "taxes" to those in command; they rely primarily on the sale of drugs to support gang activity. Gang involvement is often intergenerational, and recruitment begins in middle school or before.

The steady increase of gang violence can be traced to the summer of 2012, when a beef between Norteños and Crips led to a serious chain of retaliatory shootings. Suppression activities have been successful in the short term, but battles over leadership have led to further violence.

Impediments to reducing gang violence include reductions in the police force, a lack of community mobilization against violence, and an insufficiency of coordinated services. There are a number of excellent prevention and intervention services provided by CBOs and county agencies, but not enough for the demand.

1.4. Financial support needed. The City of Seaside was hard hit by the great recession of 2008, and remains in a fiscal crisis with revenues well below expenditures. Each year since 2008 the City budgets have had serious deficits balanced by personnel cuts, employee group concessions, and the use of reserve funds. Continued reductions in tax revenues and state "take-aways," including the recent state action to dissolve redevelopment agencies, have severely impacted the City's finances. Since 2008, the City staff has been reduced by 38%, and 111 (39%) of 282 allocated positions have been frozen. The police department's sworn staff has been reduced by 33% through elimination or frozen positions, from 55 officers in 2008 to 37 today, and the police chief is now shared with nearby Pacific Grove.

1.5. City's current efforts to address gang issues. After gang violence spiked in the summer of 2012, city officials and a small group of respected community leaders formed the 35-member Blue Ribbon Panel, a regional collaborative; its members include county agencies, the school district, elected officials, city and police officials, service providers and CBOs (see Attachment E). The BRP will serve as the Coordinating and Advisory Council for the CalGRIP project.

In recent years, Seaside Police led a successful Street Crimes Unit (SCU) which seized high numbers of drugs and firearms, arrested drug dealers (many gang-involved) and dismantled a multi-state drug trafficking operation. The SCU evolved into the Peninsula Regional Violence and Narcotics Team (PRVNT), led by the Seaside Police Department; other local Police Departments, District Attorney, and State Bureau of Narcotics Enforcement are represented. PRVNT's purpose is to prevent and control violent crime and illegal narcotic sales throughout the Monterey Peninsula through

intelligence-driven law enforcement collaboration. Other current efforts to address gang problems include civil abatement actions against nuisance properties, a youth diversion program, and numerous prevention and intervention efforts such as leadership and job readiness training, a Boys and Girls Club, tutoring, and alcohol and drug treatment.

Efforts currently in progress define how significantly Seaside is stepping up to address gang issues. The city has begun the development and implementation of a Youth Violence Prevention Program, beginning with the hiring of a Youth Violence Prevention (YVP) Coordinator. The Coordinator will work with the BRP and other stakeholders to develop and implement programs to reduce and prevention youth violence, enhance community mobilization and engagement, develop partnerships, increase public awareness, and staff the BRP. The City has recently issued an RFP to prepare a community plan for the prevention of youth violence and gang activity that adheres to the OJJDP's Comprehensive Gang Model, and City Council has passed a resolution declaring youth violence prevention as a top priority for the health, safety, and viability of the community (see Attachment D).

II. Project Description and Deliverables

The City of Seaside will use CalGRIP funds to create a "one-stop" Seaside Youth Resource Center (SYRC). The SYRC will be a physical facility, and most importantly, a collaboration of agencies that will provide prevention and intervention services for at-risk, on probation, and gang-involved youth and their families.

2.1. Goals and objectives.

1. Provide a wide range of services to at-risk, on probation, and gang-involved youth and their families to reduce risk factors for violence and increase protective factors.

a. Increase parenting skills, supervision, confidence, and involvement by 55%.
b. Increase youth social skills, self-confidence, and self-efficacy by 65%.
c. Increase parents knowledge of substance abuse and gangs by 60%
d. Increase knowledge of substance abuse and decrease substance use by youth by 60%

2. Help 80% of youth involved in mentoring/tutoring achieve a 2.5 grade point average.

3. Reduce delinquent/criminal and gang involvement among the youth served by the diversion project by 20%.

4. Decrease gang violence in the City of Seaside by 5% each year.

We are cognizant that our Hispanic and African-American youth and young adults are over-represented in the juvenile and criminal justice systems. The services and programs of the proposed project reflect the specific needs of our diverse community in terms of cultural sensitivity and language.

2.2. Evidence-based strategies and programs. The over-arching strategy guiding Seaside's anti-gang efforts is OJJDP's Comprehensive Gang Model. Of the five strategies, suppression has been the most consistent activity. The practice of the other four strategies – community mobilization, opportunities provision, social intervention, and organizational change and development – has been scattered and uncoordinated.

The Resource Center will house a number of evidence-based programs and strategies. A youth diversion project targeting first time offenders, at risk youth, runaways, and youth beginning to act out will be run by Behavioral Health. Led by a Psychiatric Social Worker, the program offers the evidence-based curriculum Aggression Replacement Training (Glick, *et al.,*1994) and other evidence-based treatment models, depending on individual client needs, such as Seeking Safety, Seven Challenges, and Motivational Interviewing. A full-time Recreation Coordinator will move

the Police Activities League (PAL) into the Parks and Rec Department and expand it and other youth programs (a model approved by OJJDP).

Three community-based organizations will provide prevention/intervention services. Community Partnership for Youth (CPY) will provide the Strengthening Families program (Alvarado & Kumpfer, 2000; a SAMHSA evidence-based program) and the Youth Empowerment Solutions (YES) Program, an evidence-based program providing middle and high school youth with opportunities for meaningful involvement in their neighborhood combined with mentoring, tutoring, and job preparation services after-school (an OJJDP model program). The Sun Street Center will provide the Safe Teens Empowerment Project (STEPS), a drug and alcohol prevention, peer-to-peer mentoring program which relies on Botkin's Life Skills Training. Community Human Services will bring Drug and Alcohol Intervention Services for Youth (D.A.I.S.Y) intervention and education services using the Seven Challenges (Schwebel; SAMHSA) and the Triple P (Positive Parenting Program) program (also SAMSHA) to the Resource Center.

2.3. How the proposed project will address needs. The services and programs proposed address the risk factors described in Section I and aim to strengthen families, increase resiliency in youth in multiple ways, reduce youth drug and alcohol use, and prevent and reduce youth violence. Establishing a visible and comprehensive Resource Center for youth and gang violence prevention and intervention services provides the community with a known, one-stop resource for assistance.

2.4. Sequence of steps in project implementation. The project will start with the retrofitting of the building to house the SYRC and hiring of the SYRC Program Director and Recreation Coordinator. The youth diversion project and probation services will

move to the Resource Center, and the CBOs will schedule their parent and youth programs and begin community outreach. All project components will be in place by Spring 2015 and will continue in Years 2 and 3.

2.5. Risk/needs tools to be used. Youth and their families referred to the SYRC will be assessed using the validated Youth Assessment and Screening Instrument (YASI), which has been used for a number of years by the Silver Star Resource Center in Salinas. YASI assesses risk, need, and protective factors and is useful in developing case plans for high-risk youth. It provides links to case planning, reassessment capabilities for monitoring progress, and built-in training to ensure correct use.

2.6. Types of services to be provided. Through the Aggression Replacement Training of the youth diversion project, multi-modal, psycho-educational interventions in a group setting teach assaultive, hostile, anti-social youth appropriate social skills, anger control, and moral reasoning. The six-month program also focuses on accountability, restitution, community services, individual and family treatment, and extracurricular clean and sober activities. Recreation, cultural, educational, and sports activities will be expanded by the Parks and Recreation Department.

The seven session Strengthening Families program for the 10-14 age group focuses on parenting skills, children's life skills, family practice time, and group leader coaching. CPY's job preparation and mentor-tutor program for middle school aged youth emphasizes personalized interaction and learning. Mentor/tutors are older high school and college youth who work daily with students in academic, social, and extracurricular settings. The program includes disciplined homework time, reading time, and enrichment activities such as art and music workshops, creative projects, field trips, and

sports. Participating youth will learn basic job skills such as preparing letters and resumes, interviewing, and job research.

The STEPS drug and alcohol prevention program for high school students includes peer-to-peer mentoring, leadership development, and skills training in public speaking and activities aimed to prevent teen drinking, drug use, driving under the influence, and the use of tobacco by minors. Participants, who start as freshman and tend to stay with the program for 3-4 years, conduct primary prevention activities, educate the community and other youth through media and public presentations, perform community service, and lead youth summits. Under the DAISY program for substance-abusing youth aged 13-18 participate in individual and/or group counseling grounded in the Seven Challenges program. The program relies on Supportive Journaling and incorporates working on life skill deficits, co-occurring issues, and trauma. Seven Challenges is a culturally sensitive curriculum and encompasses family/multi-family sessions. Triple P is a 30-year old parenting and family support system to prevent and treat behavioral and emotional problems in children and teens. Community Human Services will hold four 10-session programs per year, with 12 parents in each program, targeting either parents of children up to 12 year old or parents of youth aged 12 to 16, as necessary.

With CalGRIP funds, a SYRC Program Director will be hired full-time to develop and maintain relationships with referral agencies and services, oversee the intake process and Resource Center services, and ensure appropriate tracking systems are in place. A Juvenile Probation Officer currently stationed in Salinas, 20 miles away, will work at the Resource Center one day a week, enabling closer contact with youth on probation, their families, and school teachers and counselors. Seaside's School Resource Officer will

work at the Resource Center during school holidays and the summer, to mentor, counsel, and provide a positive role model for youth. The SRO will help youth develop strategies for solving problems and strengthen community-school partnerships.

The target group for the SYRC is youth aged 10 to 18, those in middle and high schools, who are at-risk, on probation, gang-involved, truant, not doing well academically, and/or coming to the attention of police, and their parents. Referrals to SYRC will be received from parents, school counselors and teachers, social services, Behavioral Health, police, probation, juvenile drug and truancy courts, and self-referrals. The Program Director will complete a needs assessment using YASI, which will then be reviewed by a multi-disciplinary intervention team consisting of representatives from the service providers housed within the SYRC. The intervention team will meet routinely to develop case plans for youth and families, review individual progress, and coordinate referrals to services within and external to the Resource Center.

2.7. Project scope. The total number of participants to be directly served by the SYRC is upwards of 1,000/year: youth diversion project, 80 youth/year, 25 at a time; parents and youth training and programs, ~320/year; Probation Officer, 100 youth/year; and Recreation Department, 3-400/year. The grant funds cover 3.9 FTEs, including hundreds of hours of instructor/trainer time provided by the CBOs. The personnel estimate for the match funds are 2.5 FTE.

III. Project Evaluation and Outcomes

A Local Evaluation Plan will be developed and submitted to the BSCC by April 30, 2015. It will describe the research design(s) to be used, project goals and objectives, the process evaluation, outcome evaluation, data collection, and analysis.

3.1. Process methodology. The process evaluation methodology will be a combination of (1) observations, interviews, meeting attendance, and records collection by the local evaluator and (2) data collection systems implemented by service providers to capture program processes and individual participation. To document program implementation and activities, the local evaluator will work with each participating agency and CBO to ensure mechanisms are in place to track participant progress (e.g., start and end dates, attendance, dates of dropout or completions), curriculum content and frequency, services provided, and staff activities. The evidence-based programs have built-in requirements for collecting process data; the Strengthening Families program, for example, requires data collection on measures of attendance, participation, and homework completion. YASI will be used to monitor services received and the referral outcomes of all youth referred to the SYRC. Tracking procedures will be developed and implemented for activities such as those offered by the Recreation Department, mentoring-tutoring program, etc. Probation and Behavioral Health have established tracking systems which will be available to the evaluation

3.2. Outcome methodology. Outcomes will be assessed on an individual and community-wide basis using pre/post or time series analyses within quasi-experimental or experimental designs where feasible. The service providers offering the evidence-based programs will use pre/post surveys to assess individual outcomes such as changes in attitudes, knowledge, delinquent behavior, gang involvement, and parenting skills. Each has specified outcome measures; the Strengthening Families program, for example, uses questionnaires completed by the trainer, parent, or youth to measure change in such constructs as family conflict, parenting style, and youth resiliency, and

gathers school achievement data (grades, times absent, etc.) from school report cards.

Individual recidivism data (e.g., being involved in violent gang-related crime whether as a victim or suspect) will be gathered from the Seaside Police Department's and County Probation Department's records systems and CLETS, the California Law Enforcement Telecommunications System, which will provide information on non-local arrests. Criminal or delinquent behaviors for youth in the various project activities will be gathered and analyzed for the two year period prior to project participation and the two year period after project participation (or until the end of the grant). Comparison or control groups will be formed where feasible and the same data will be gathered and analyzed for youth and young adults with similar criminal backgrounds and demographics as project participants. Random assignment to interventions may be possible where enrollments exceed capacity. If not, although there will likely be differences between comparison and treatment groups, potential comparison subjects include those who drop out of interventions (such as the D.A.I.S.Y Seven Challenges program) or go through intake and then decline to participate.

Outcome measures related to violent and gang-related crime reported will be gathered from the Seaside Police Department records from 2012 forward and studied via pre/post program implementation analysis or time series analysis based on monthly figures. A "Problem Analysis" will be conducted in Seaside. This involves tracking the number of violent and gang-related crimes, mapping these crimes, analyzing victim and suspect characteristics (e.g., age, gender, race, juvenile record, criminal history), analyzing the circumstances/motives, analyzing when crimes occur, keeping a "scorecard" of which gangs are involved in violent crimes, and analyzing trends.

3.3. Process variables and outcome measures. Of paramount importance is the documentation of how the Seaside project was developed and how activities were implemented. Process information to be collected includes:

1. Initial planning steps.
2. Partnerships among local and regional agencies and organizations – roles, information sharing, coordination, and resources devoted, leadership, etc.
3. Establishment of the Resource Center, number and type of services provided, description of referral processes and the development of individual case plans.
4. Role of the Blue Ribbon Panel.
5. Number of participants in each component of the project.
6. Participant characteristics – delinquent history, age, ethnicity, sex, gang involvement, family demographics, etc.
7. Progress in each element of the project – start, dropout, and completion dates.
8. Number and types of services each youth and/or family receives.
9. Number and type of activities implemented – classes, training, etc.

Outcomes measures will include:

1. Changes in attitudes, skills, behaviors, and knowledge as determined by each service provider and project element.
2. Self-reported involvement in gang and delinquent/criminal activities.
3. The number of gang-related homicides, shootings, other aggravated assaults, rapes, and robberies involving program participants and non-participants.
4. Probation violations.

3.4. Participation criteria. Each proposed project activity has a specific target group for participation which is described in Section 2.6, but the general target groups are at-risk or gang/crime-involved juveniles aged 10 to 18 and their families. Gender is not a criterion for participation.

3.5. Project data to be collected and collection methods. The data to be collected and the data collection methods are described above. The local evaluator, Dr. Jan Roehl, will gather and analyze all data, with assistance from graduate students at the Monterey Institute for International Studies' MetaLab if needed.

3.6. How evaluation results will be documented. Process and outcome evaluation

data will be gathered by the evaluator at least monthly (the Problem Analysis will be updated biweekly). Qualitative and quantitative data will be entered into Excel and analyzed subjectively or objectively, as appropriate. SPSS will be used for quantitative analyses. All results will be confidential and reported in group form only.

3.7. How evaluation information will be used. The BRP/Coordinating and Advisory Council will meet monthly, and a brief feedback report summarizing process and outcome results available at that time (such as numbers of participants, immediate outcomes, and monthly crime figures) will be presented to the Council for each program component, enabling program progress to be discussed and changes/improvements made as necessary. The evaluation will also produce information needed for quarterly BSCC reports, and a Final Evaluation Report will be submitted by February 15, 2018.

IV. Project Management and Readiness to Proceed

4.1. Planning process. Planning for the SYRC began over a year ago, led by the BRP. In August 2013, the BRP met to discuss the CalGRIP program and the priority needs of the City for preventing and reducing gang problems. A subcommittee was formed to further define the scope of work. Although last year's CalGRIP proposal was not funded, the BRP has successfully led the City in developing vision and mission statements, creating the YVP Coordinator position (a key component of last year's unfunded CalGRIP proposal), contracting for a Strategic Plan, and promoting the Council resolution. The BRP met on August 20th of this year, and again approved the CalGRIP proposal to support a Youth Resource Center.

4.2. Project management and oversight. ~~Deputy Chief Louis Lumpkin~~ The City Manager will oversee the overall project and YVP ~~Coordinator~~ Manager, ~~who will supervise the SYRC Program~~

~~Director~~. The Coordinating and Advisory Council will meet monthly to assess progress, ensure program fidelity, and advocate policies and programs.

4.3. Management structure and decision-making processes. The City will be responsible for the conduct of the grant, working hand-in-hand with the Coordinating and Advisory Council. The Project Management Team will consist of the YVP MANAGER ~~Coordinator, Deputy Chief~~, and City Manager. The BRP and management team will monitor project processes and outcomes to focus on achieving the goals and objectives.

4.4. Readiness to provide services. The City will be ready to proceed with the project on January 1, 2015. The first tasks are to recruit and hire the SYRC Coordinator ~~Program Director~~ and ACTIVITIES ~~Rec~~ Coordinator and outfit the portable building that will house the SYRC. The Community Plan for the prevention of youth violence is scheduled to be completed in February 2015, and will provide a solid blueprint for further implementation of the Comprehensive Gang Model. It is also apt to lead to changes and/or additions for the Resource Center, which would be implemented in 2015 or Years 2 & 3 of the project. The proposed timelines are::::

Tasks	Year 1 by Quarter				Year 2 by Quarter				Year 3 by Quarter			
	1	2	3	4	5	6	7	8	9	10	11	12
Planning												
1. Execute grant award and subcontracts	***											
2. Coordinating and Advisory Council meetings	XXX	XXX	XXX	XXX	XXX	XXX	XXX	XXX	XXX	XXX	XXX	XXX
Establish the Youth Resource Center												
1. Hire new staff, develop office.	***											
2. Develop referral processes, in and out	*****											
Implement and continue services												
1. Youth diversion project	******	******	******	******	******	******	******	******	******	******	******	******
2. Strengthening Families	X X	X X	X X	X X	X X	X X	X X	X X	X X	X X	X X	X X
3. Mentoring/tutoring/job preparation	******	******		******	******	******		******	******	******		******
4. STEPS	******	******	******	******	******	******	******	******	******	******	******	******
5. Seven Challenges	X	X		X	X	X		X	X	X		X
6. Triple P Program	X	X	X	X	X	X	X	X	X	X	X	X
7. On-site probation	******	******	******	******	******	******	******	******	******	******	******	******
Evaluation												
1. Complete Local Evaluation Plan.	***											
2. Implement data tracking procedures	***											
3. Document program processes.	****	******	******	******	******	******	******	******	******	******	******	******
4. Collect and analyze outcome measures.	**	******	******	******	******	******	******	******	******	******	******	******
5. Quarterly Feedback and Final Reports.	X	X	X	X	X	X	X	X	X	X	X	XX

V. Capability and Qualifications to Provide Services

5.1. City's ability to conduct the proposed project. The City of Seaside will serve as the fiscal agent for the proposed project and ~~the Deputy Chief~~ Administrative Services personnel and YVP ~~Coordinator~~ Manager have the time and skills for day-to-day management of it. The City of Seaside has substantial experience in the administration of state and federal grants of similar and larger size and scope, from BJA, the COPS Office, HUD, Homeland Security, and EDA.

5.2. City's experience and capability. The City and county agencies involved have long histories of successfully implementing and managing projects such as that proposed. They have worked together on collaborative projects such as the gang task force and county gang prevention strategic plan. Community Partnership for Youth is a Seaside-based grassroots organization that was created when a promising Seaside High student/athlete was killed in an alleged drug deal in 1991; the City has been a partner since its formation. CPY has a strong 24-year track record of serving the most at-risk youth in the community. Since 1968, Sun Street Centers has been providing comprehensive and effective services for the education, prevention, and recovery of alcohol addiction and drug abuse. Community Human Services has provided professional, affordable mental health and substance abuse counseling and recovery services to the residents of Monterey County since 1969.

5.3. Staff and qualifications. ~~Deputy Chief Louis Lumpkin, who has been with the department since 1987, has served in all divisions, and overseen COPS and BJA Bryne grants in the past several years~~. The full-time YVP ~~Coordinator~~ Manager will have expertise and a proven track record in gang violence prevention strategies, partnership building, and project management and facilitation (see Attachment D).

The evaluation will be led by Jan Roehl, Ph.D., who has over 35 years of experience in criminal justice research and evaluation. She holds a doctorate in Applied Social Psychology from The George Washington University and a Certificate in Crime and Intelligence Analysis from Sacramento State University (see resume in Attachment F).

5.4. History of conducting and managing similar projects. The City has been successful in managing the law enforcement, housing, and other projects mentioned above. It has been very successful in taking the lead in the formation of PRVNT, getting other agencies to provide staff and resources, and leading the suppression strategies.

VI. Cost Effectiveness and Budget Review

6.1. Factors and reasons behind budget allocations and funds requested. During the BRP's deliberations on the best use of CalGRIP grant funds, the large majority of the members felt it was most important to focus on prevention and intervention services to address decreasing risk and increasing protective factors of Seaside's youth and families. The target age group of 10 to 18 was ultimately selected because it was felt they were the most at risk of being recruited into a gang or already gang-involved. It was felt that a one-stop Resource Center for youth and families would have the most impact on youth gang violence – collaborating agencies and organizations would be in one place, highly visible, and could provide the community with multiple resources, including future services such as job training and placement.

6.2. How budget costs will cover entire grant period. The project costs have been budgeted over the full three-year grant period, as shown in the budget and timeline. The services provided by the CBOs are in the form of parent training and youth programs – services that will be scheduled at the most opportune times of the year.

6.3. Reasonableness of budget allocations. All partners have taken great care in developing budgets that are reasonable and necessary for high quality services.

6.4. Cost effectiveness. The budget has been developed with substantial match contributions from participating agencies and organizations. The services to be offered are of high value at a reasonable cost. Most trainers are hourly contractual workers receiving no benefits, which keeps total costs down, and much of the administration, supervisory, and oversight responsibilities are being donated by the agencies involved.

6.5. Description of direct and indirect costs. No indirect costs are being charged; the City of Seaside is contributing the physical space and telecommunications costs for the SYRC. It will be conveniently located for our big clients. ~~in a portable building on the campus of City Hall, the police department, and the City Library, across the street from the City's biggest park~~. The vast majority of the direct costs are devoted to staff.

VII. Collaboration/Regional Approach

7.1. Regional approach to anti-gang activities. This proposal is focused on Seaside due to its sizable and growing gang violence problem, a problem that spills over to adjacent communities. For example, a Seaside gangster committed a homicide in the tiny (population 270) neighboring City of Sand City last year and Seaside Crips feud with Salinas-based Crips. Our approach is regional primarily in that multiple agencies and organizations from the Monterey County region are working together toward the goal of reducing gang activity in the city and affected adjacent areas.

As outlined by *Communities That Care*, the Seaside BRP is a community violence prevention coalition working in a collaborative, proactive, science-based, and data-driven manner. Its membership is shown in Attachment E, but it bears repeating that it is

broad-based and multi-disciplinary in composition. With the needs assessment and development of a Community Plan to be completed in the immediate future, the BRP will be receiving data which will be used to focus squarely on implementing evidence-based programs to decrease risk factors and enhance protective factors and lessen the need for the back end strategies of enforcement and re-entry.

7.2. Collaboration and coordination with county juvenile justice coordination council. The Monterey County Juvenile Justice Coordinating Council was established in 1996 to develop and implement a comprehensive multi-agency plan that provides for a continuum of responses to juvenile crime and delinquency. Seaside's progress and outcomes will be reported at each of the MCJJCC's biannual meetings, which will serve as a forum for increased collaboration and coordination among key stakeholders.

7.3. Coordinating and Advisory Council. The BRP, with the addition of the Sheriff, will serve as the Coordinating and Advisory Council (see Attachments C and E).

7.4. Role of the Council and prioritization the use of funds. The role of the Council in these areas was discussed in Section 4.1, Planning process.

7.5. CBOs. The four CBOs' inclusion in the SYRC project was based on the depth of their involvement with the BRP, established expertise and experience, and the range of services they offer, matched to the needs and risk factors of Seaside youth. Community Partnership for Youth has a deep appreciation and interest in the City's youth and a long background in parent training, mentoring and tutoring youth, and youth empowerment, and brings these much needed services to the SYRC. The Executive Director has a heart for kids and a grassroots perspective of working within the community; some of her staff have been mentor/tutors for over 20 years. Sun Street is

the most recognized and experience substance abuse program in the County and Community Human Services has an excellent reputation in substance abuse counseling and recovery services. Both have provided their skilled services at the Silver Star Resource Center for many years, and bring that experience in intake, assessment, and service delivery to the SYRC. Their administrators have long tenures and the passion, vision and ability to make a difference in people's lives throughout the county.

7.6. Current community efforts to address gang prevention, intervention, and/or suppression. Seaside's current efforts were discussed in Section 1.5.

VIII. Sustainability

8.1. Plan for sustainability. The City is committed to sustaining the proposed Resource Center; its commitment to youth violence prevention is evident in its devoting scarce current resources to the hiring of an YVP ~~Coordinator~~ Manager, the development of a Community Plan, and ongoing staffing of PRVNT. Continuing support has been committed by involved agencies, including the Seaside Police Department, and Monterey County Probation and Behavioral Health. In the future, General Funds may be used to support the Resource Center, as its effectiveness is shown and the economy improves. Two sustainability efforts are also being coordinated with Monterey County as it works to carry out its recently developed Strategic Plan for Gang Violence Prevention and pursues Medical funds to offset services provided to youth offenders.

8.2. City's history of sustaining similar projects. The City has supported PRVNT for two years and maintained a School Resource Officer while the community has clamored for more cops on the beat. It is deeply committed to sustaining efforts to prevent further gang violence in our community.

Budget Narrative
Seaside Gang Reduction, Intervention, and Prevention Program, 2015-2017

Salaries and Benefits

A full-time Program Director for the Seaside Youth Resource Center will be hired as soon as possible after grant award, to develop and maintain referral agencies and services, oversee the intake processes, coordinate and oversee services within the Resource Center, and ensure appropriate tracking systems are in place. In the first year, salary for the Program Director is budgeted at 85%, to allow for hiring time, and at 100% in Years 2 and 3, with a 5% increase in Year 2. The Program Director's starting salary will be $65,000/year. The City of Seaside's fringe benefits package is 62% of salary and includes:

Health insurance
Dental insurance
Vision insurance
Life insurance
Disability insurance
Employee assistance program
PERS retirement
Pension obligation
Medicare

A full-time Recreation Coordinator for the Seaside Youth Resource Center will be hired as soon as possible after grant award to expand and oversee PAL and other youth programs providing recreation, educational opportunities, alternative activites, etc. In the first year, salary for the Recreation Coordinator is budgeted at 85%, to allow for hiring time, and at 100% in Years 2 and 3, with a 5% increase in Year 2. The Recreation Coordinator's starting salary will be $60,000/year. The City of Seaside's fringe benefits package is 62% of salary, as above.

The Seaside Police Department School Resource Officer will devote his time to the project during holidays and summer months, as part of the in-kind match. He will work with youth one-to-one, organize sports and recreation activities, and provide guidance to youth. His salary is $95,000/year; benefits are 76% of salary and include:

Health insurance
Dental insurance
Vision insurance
Life insurance
Employee assistance program
PERS retirement
Pension obligation
Workers comp
Medicare: 1.45%

The Seaside Deputy Chief of Police will devote 15% of his time to the project, overseeing Youth Violence Prevention Coordinator and SYRC Program Director, coordinating anti-gang activities, and coordinating suppression activities. His salary is $139,326 and benefits are 76% of salary include the same items as the SRO's above.

A Monterey County Behavioral Health Service Manager will devote 20% of her time to the project as part of the in-kind match to supervise the Behavioral Health Unit Supervisor, attend Resource Center meetings, accept referrals, triage cases, and provide clinical oversight. This Manager's annual salary is $135,100/year; fringe benefits are 32% of salary and include:

Health insurance
Life insurance
Employee assistance program
PERS
Education benefits
Workers comp
Medicare
FICA

A Behavioral Health Service Supervisor will devote 20% of her time to the project as part of the in-kind match, to provide clinical supervision and support to the Psychiatric Social Worker conducting the youth diversion project. Her salary is $112,627/year; fringe benefits are 32% of salary and include the same items as the Behavioral Health Manager, above.

The Behavioral Health Psychiatric Social Worker who runs the youth diversion program and activities will devote and additional 50% of her time to the project, resulting in a full-time position. Half will be charged to the grant and half will provided in-kind by the Monterey County Behavioral Health Department. Her salary is $92,951/year; fringe benefits are 32% of salary and include the same items as the Behavioral health Manager, above.

A Monterey County Juvenile Probation Officer will be stationed at the Seaside Youth Resource Center one day a week to work with local youth and their families. The officer's salary is $83,580 and 20% will be provided to the project as an in-kind match annually. Fringe benefits are 46% of salary and include:

Health and dental insurance
Life insurance
Employee assistance program
PERS
Workers comp
Medicare
FICA

The Blue Ribbon Panel will provide oversight to the project via monthly meetings and attendance at program events. A conservative estimate of their average hourly salary is $75/hour. Annual costs have been estimated at $75/hour x 2 hours/month x 12 months x 20 members (average) = $36,000. These costs will be contributed as part of the in-kind match.

Services and Supplies

Supplies such as toner, paper, etc., have been estimated to cost $200/month in Year 1, for a total of $2,400, and $150/month in Years 2 and 3, for annual totals of $1,800.

Professional Services: None

CBO Contracts

Community Partnership for Youth will provide the Strengthening Families program and a mentoring/tutoring/job preparation after school program for middle school youth. The cost of Strengthening Families costs trainers and training materials is $2,750/session x 8 sessions = $22,000. The after school program annual costs are $52,000/year and include Site Coordinator time at $20/hour x 800 hours and four Site Mentor/Tutors at $15/hour for 600 hours. CPY will provide in-kind services to support these activities, to include materials, field trips, supervision, and clerical support. Annual estimated costs for these services are $6,232 for Strengthening Families and $12,000 for the after school program.

Sun Street Center will provide the Safe Teens Empowerment Project for Seaside (STEPS) for 20 student leaders each year, at a cost of $24,000 for part-time project coordinator and materials. Sun Street Center will provide a match of $4,000 each year.

Community Human Services will provide three series of 15 classes each of the Seven Challenges Program, at a cost of $15,700 per year including counselor salaries, part-time benefits, mileage, and materials. CHS will provide four series of ten classes each of the Triple P Program at a cost of $7,143 per year including parent educator salaries, a small portion of the program coordinator's salary, benefits, mileage, and materials.

Indirect Costs: None

Evaluation

Jan Roehl, Ph.D., will conduct the comprehensive evaluation of the proposed project. Her approved daily rate is $600/day. In Year 1, which requires substantial development time, she will spend 80 days on the evaluation; in Years 2&3, she will spend 70 hours per year on the evaluation.

Fixed Assets/Equipment

Desks, chairs, filing cabinets, computers, tables and chairs, and other office equipment will be needed to equip the new Resource Center. These are estimated to cost $12,000. The portable building to be used as the Resource Center requires retrofitting of walls, new carpeting, paint, etc., at an estimated one-time cost of $15,900.

Other Costs:

Travel to Sacramento for three people to attend a grantee briefing meeting has been estimated to cost $3,500 -- $500 for mileage and $1,000 per person for lodging, food, and incidentals. $2,500 has been budgeted for a one day training for ten people on Reducing Racial and Ethnic Disparities.
:
The City of Seaside will provide space, utilities, and telecommunications costs for the Resource Center as an in-kind contribution, at a annual cost of $21,600:

Rent: .50 x 3000 square feet = $1,500/month x 12 months = $18,000.
Utilities and telecommunications: $300/month x 12 months = $3,600.

Total Budget: $2,609,208

CalGRIP: $1,303,848 ($434,616 per year)

In-kind match: $1,305,360

CITY OF SEASIDE
STAFF REPORT

Item No.: 9.B.

TO: City Council

FROM: John Dunn, City Manager

BY: Diana Ingersoll, Deputy City Manager Resource Management Services
Nancy Towne, Recreation Services Manager

DATE: October 15, 2015

SUBJECT: **REVEIW AND CONSIDER A FEE WAIVER REQUEST FROM VETERANS FOR PEACE FOR USE OF THE LAGUNA GRANDE HALL AT OLDEMEYER CENTER.**

PURPOSE

The purpose of this item is to consider a fee waiver request from the Monterey County Veteran's for Peace for the use of the Laguna Grande Hall at the Oldemeyer Center on November 7, 2015 for a forum to discuss police militarization. Costs associated with this request are one thousand and twenty two dollars ($1,022).

RECOMMENDATION

City Council direction is requested.

BACKGROUND

The Monterey County Veteran's for Peace is a non-profit organization that is requesting a fee waiver for use of the Oldemeyer Center auditorium to hold a community forum on the subject of police militarization. They are proposing to present this event on November 7, 2015 as a community service for Seaside and the adjoining communities.

This is the first request for a fee waiver from this organization. The organization has 38 members and approximately 10 to 12 of them are Seaside residents. Because the organization is not based in Seaside and it does not have more than a 60% membership of Seaside residents it does not qualify for a fee waiver based on the Fee Waiver Room Rental Policy. They have paid the required $565.00 to reserve the room (Of that amount, $423.75 is refundable) and owe the remaining $457.00 for rental hours and insurance costs.

Should the City Council decide to waiver all fees or a portion of the fees staff recommends that

they pay the non-refundable portion of the deposit that goes towards the maintenance and facility fund.

FISCAL IMPACT

4 Hours Rental	$ 376.00
Non-Refundable Deposit	$ 141.25
Refundable Portion of Deposit	$ 423.75
Insurance	$ 81.00
	$1,022.00

ATTACHMENTS

1. Veterans for Peace Docs

Reviewed for Submission to the
City Council by:



John Dunn, City Manager

October 6, 2016

Nancy Townsend
Recreation Services Manager
Oldemeyer Center
986 Hilby Avenue
Seaside, CA 93955

Dear Ms Townsend:

I am requesting dispensation of charges for a two hour presentation at Oldemeyer Center on Saturday, November 7th, from 2:00 to 4:00. This event (flyer attached) is being promoted and presented by Monterey County Veterans For Peace, Chapter 46. Also attached is our 501(C)(3) IRS notice for this year.

Each of our four panel speakers will be given 10 to 15 minutes to present different viewpoints on the subject of police militarization. The remaining time will be dedicated to Q&A, from cards collected by our VFP ushers.

We are presenting this event as a community service for Seaside and adjoining community citizens. It will provide a forum for useful information and valuable airing of questions from the audience.

Thank you for your consideration of our request.

Sincerely,

Phillip Butler

Phillip Butler, PhD
CDR, USN (ret.)
VFP chapter 46 president

VETERANS FOR PEACE - Chapter 46
1330 Castro Court, Monterey, CA 93940, 831-649-1336, butlerphil@comcast.net

City of Seaside

FEE WAIVER REQUEST

Name of Applicant MoCo Veterans for Peace Organization Phil Butler

Address 1330 Castro Court Monterey, CA 93940
Street City State Zip

Home Phone 649-1336 Cell Phone _____ Email Address butlerphil@comcast.net

Room(s) Requested Auditorium

Day(s) and Date(s) Requested 1:00 - 5:00 pm - Nov. 7, 2015

Hours Requested (include set-up time) 12:00 Estimated Attendance 200

Description of Event Presentation

Special Instructions or Equipment to Be Brought In 3 microphone - table on stage for 4

Reason for Requesting Fee Waiver

Discuss subject of police militarization

Have you received a Fee Waiver in the past? Yes ☐ No ☒

If so, what was the date of your event? n/a

Is your organization based in Seaside? Yes ☐ No ☒

What percentage of your members or participants resides in Seaside? 35% 38 members - 10-12 live in seaside

What is your organization's tax identification number? 47-4950423

Is organization able to provide liability insurance? _____

Will alcohol be served or sold at your event? Yes ☐ No ☒

Applicant Signature _____ **Date** _____

FOR OFFICE USE ONLY

Approved: _____
Denied: _____
Appealed: _____

Security Required? Yes ☐ No ☐
Staff Approval: _____
Date: _____

Notes: _____

Revised 5/12

VETERANS FOR PEACE

Exposing the True Costs of War and Militarism Since 1985

Militarizing the Police?

Saturday, November 7th 2 - 4 PM
Oldemeyer Center
986 Hilby, Seaside 93955
FREE! Open to the public.

Presented by VFP Chapter 46, Monterey CA

Tiny and peaceful Del Rey Oaks (pop. 1,775) received a surplus U.S. Army MRAP armored vehicle designed to withstand bomb blasts. Should communities across the U.S. militarize their police?



Host: Phil Butler, President VFP Chapter 46

29th District Assemblyman Mark Stone

Del Rey Oaks Mayor Jerry Edelen

Former Monterey County Sheriff Scott Miller

NAACP President Joe Watson

www.veteransforpeace.org

IRS DEPARTMENT OF THE TREASURY
INTERNAL REVENUE SERVICE
CINCINNATI OH 45999-0023

Date of this notice: 09-01-2015

Employer Identification Number:
47-4950423

Form: SS-4

Number of this notice: CP 575 E

VETERANS FOR PECE CHAPTER 46
1364 FREMONT BLVD
SEASIDE, CA 93955

For assistance you may call us at:
1-800-829-4933

IF YOU WRITE, ATTACH THE
STUB AT THE END OF THIS NOTICE.

WE ASSIGNED YOU AN EMPLOYER IDENTIFICATION NUMBER

Thank you for applying for an Employer Identification Number (EIN). We assigned you EIN 47-4950423. This EIN will identify you, your business accounts, tax returns, and documents, even if you have no employees. Please keep this notice in your permanent records.

When filing tax documents, payments, and related correspondence, it's very important that you use your EIN along with your complete name and address exactly as shown above. Any variation may cause a delay in processing, result in incorrect information in your account, or even cause you to be assigned more than one EIN. If the information shown above isn't correct, please send us the correction using the attached tear-off stub.

Annual filing requirements

Most organizations with an EIN have an annual filing requirement, even if they engage in minimal or no activity.

A. If you are tax exempt, you may be required to file one of the following returns or notices:

Form 990, Return of Organization Exempt From Income Tax
Form 990-EZ, Short Form Return of Organization Exempt From Income Tax
Form 990-PF, Return of Private Foundation
Form 990-N, e-Postcard (available online only)

Additionally, you may be required to file your annual return electronically.

If an organization required to file a Form 990, Form 990-PF, Form 990-EZ, or Form 990-N does not do so for three consecutive years, its tax-exempt status is automatically revoked as of the due date of the third return or notice.

Please refer to www.irs.gov/990filing for the most current information on your filing requirements.

B. If you are not tax-exempt, you may be required to file one of the following returns:

Form 1120, U.S. Corporation Income Tax Return
Form 1041, U.S. Income Tax Return for Estates and Trusts
Form 1065, U.S. Return of Partnership Income

Please refer to Publication 1635, Understanding Your EIN, for more information about which forms you may be required to file.

Applying for Tax-Exempt Status

Receiving an EIN from the IRS is not the same thing as receiving IRS recognition of tax-exempt status. To apply for formal recognition of tax-exempt status, most organizations will need to complete either Form 1023, *Application for Recognition Under Section 501(c)(3) of the Internal Revenue Code*, or Form 1024, *Application for Recognition of Exemption Under Section 501(a)*. Submit the completed form, all applicable attachments, and the required user fee to:

Internal Revenue Service
PO Box 12192
Covington, KY 41012-0192

Publication 557, Tax Exempt Status for Your Organization, has details on the application, process as well as information on returns you may need to file.

Additional information

To obtain tax forms and publications, including those referenced in this notice, visit our Web site at www.irs.gov. If you don't have access to the Internet, call 1-800-829-3676 (TTY/TDD 1-800-829-4059) or visit your local IRS office.

IMPORTANT REMINDERS:

* Keep a copy of this notice in your permanent records. **This notice is issued only one time and the IRS will not be able to generate a duplicate copy for you.** You may give a copy of this document to anyone asking for proof of your EIN.

* Use this EIN and your name exactly as they appear at the top of this notice on all your federal tax forms.

* Refer to this EIN on your tax-related correspondence and documents.

* Provide future officers of your organization with a copy of this notice.

If you have questions about your EIN, you can contact us using the phone number or address shown at the top of this notice. If you write, please tear off the stub at the bottom of this notice and send it along with your letter. If you don't need to write us, please don't complete and return this stub.

Your name control associated with this EIN is VETE. You will need to provide this information, along with your EIN, if you file your returns electronically.

Thank you for your cooperation.

(IRS USE ONLY) 575E 09-01-2015 VETE O 9999999999 SS-4

Keep this part for your records. CP 575 E (Rev. 7-2007)

Return this part with any correspondence so we may identify your account. Please correct any errors in your name or address.

CP 575 E

9999999999

Your Telephone Number
( ) -

Best Time to Call

DATE OF THIS NOTICE: 09-01-2015
EMPLOYER IDENTIFICATION NUMBER: 47-4950423
FORM: SS-4 NOBOD

INTERNAL REVENUE SERVICE
CINCINNATI OH 45999-0023

VETERANS FOR PECE CHAPTER 46
1364 FREMONT BLVD
SEASIDE, CA 93955

PERMIT TO USE LAGUNA GRANDE HALL

City of Seaside Recreation Services
986 Hilby Avenue, Seaside, CA 93955
(831) 899-6800 Fax (831) 899-6274

Name of Applicant DANIEL J. TURNER Organization VETERANS FOR PEACE

Address 1490 VIA ISOLA MONTEREY CA 93940
Street City State Zip

Home Phone 373-7671 Cell Phone 277-3027 Email Address DRDAN1221@COMCAST.NET

Day(s) and Date(s) Requested SATURDAY, ~~[illegible]~~ NOV. 7, 2015

Hours Requested (include set-up time) 1-5 PM Estimated Attendance 100

Description of Event SYMPOSIUM ON THE SUBJECT OF THE MILITARIZATION OF THE POLICE

Special Instructions or equipment requested

Requested Use of ☑ Podium ☑ Coffee Pot ☑ Microphone ☑ US & California Flag

Projectors and other electronic equipment is not available for use

	YES	NO		YES	NO
Is event open to the public?	☑	☐	Will refreshments be served?	☐	☑
Will admission be charged?	☐	☑	Will refreshments sold?	☐	☑
Are you a non-profit organization?	☑	☐	Will you be using the kitchen?	☐	☑
Will there be music?	☐	☑	Will alcohol be served?*	☐	☑
			Will alcohol be sold?*	☐	☑

Live music or DJ? NO

Name, of DJ or band: N/A

DJ or band phone number and address: N/A
Work Phone Cell Phone

Street City State Zip

*** Alcohol is prohibited at youth oriented events.**

Applicant will provide the following items 30 days prior to the event:

☐ Full payment of all applicable fees
☐ Proof of liability insurance
☐ Copy of event security contract by licensed company (if applicable)
☐ Copy of ABC license (if applicable)

I have read and agree to the Laguna Grande Hall Rules, Regulations and Conditions of Use on the back side of this form.

Applicant Signature [signature] Date 8-3-15

FOR OFFICE USE ONLY

Deposit:
Hourly Fees:
Insurance:
Alcohol Deposit:
Total Fees:

Amount Paid:
Date:
Balance Due:
Balance Due Date:

Staff Approval:
Notes:

Revised 09/14

CITY OF SEASIDE
STAFF REPORT

Item No.: 9.C.

TO: City Council

FROM: John Dunn, City Manager

BY: Daphne Hodgson, Deputy City Manager Administrative Services
Roberta Greathouse, Human Resources Manager

DATE: October 15, 2015

SUBJECT: **A RESOLUTION APPROVING A 2015-2016 BUDGET AMENDMENT OF $101,600 TO FUND THE CITY'S PERFORMANCE IMPROVEMENT PLAN PROJECTS**

PURPOSE

The purpose of this item is for the City Council to review, discuss and adopt a resolution approving a 2015-2016 budget amendment of $101,600 to fund the City's Performance Improvement Plan Projects.

RECOMMENDATION

It is recommended that the City Council adopt the proposed resolution approving a 2015-2016 budget amendment of $101,600 to fund the City's Performance Improvement Plan Projects (Attachment 1, with cost detail attached).

BACKGROUND

The City of Seaside is a member of Cal-JPIA which is an Insurance Joint Powers Authority. One of the many services provided by Cal-JPIA to its members is a Risk Management Evaluation Loss Control Action Plan (LossCAP). The purpose of the LossCAP is to provide the City with a work plan to reduce or eliminate the City's potential liability for various types of claims. The LossCAP process evaluates the City's practices and facilities against Best Risk Management Practices (BRMP) that are accepted in the professional community as those measures best able to control risk exposure. The BRMP do not have an associated regulatory requirement, but are considered sound measures to reduce losses and may be supported by statute, regulatory code, publication and/or Cal-JPIA resource. There are nine evaluation areas: Human Resources; Occupational Safety and Health Programs; Contracts Management and Risk Transfer; Infrastructure Management; Law Enforcement Services; Fire Department Operations; Fleet and Driver Management; Technology Related Issues; and Recreation and Community

Services.

Since becoming a member of the CJPIA, the City of Seaside has participated in three LossCAP reviews and received three Action Plans. Staff has implemented 73% of the LossCAP items in the three reports. There are some items that have not be completed due to budget and staffing constraints, particularly during the Great Recession.

Based on the City's most recent five year loss history, both for liability and workers' compensation, Cal-JPIA requested the City adopt a Performance Improvement Plan, Attachment 2. The City Council reviewed the proposed Performance Improvement Plan (PIP) and on September 3, 2015, adopted Resolution No. 15-92 adopting the Performance Plan, Attachment 3.

The Performance Improvement Plan addresses several areas that Cal-JPIA has determined are potential liability matters that may adversely impact the City's insurance pool as a whole, including all incomplete LossCAP items. See the attachments to Resolution No. 15-92 that contain the PIP Matrix and the LossCAP items included in the PIP. The PIP is Cal-JPIA'S effort to assist the City to deal with some sensitive issues, and to help avoid the expense of litigation or potential litigation.

Cal-JPIA is requesting that City Staff meet with Cal-JPIA representatives to establish time lines for completion and implementation of the LossCAP Action Plan. The first meeting took place on October 6th. In addition, Cal-JPIA will be offering a number of training seminars for Staff in the areas of team building and other workplace issues in order to reduce or eliminate the risk of personnel claims now and in the future.

FISCAL IMPACT

Although some components of the Performance Improvement Plan are procedural in nature, and as such, will not have a fiscal impact, safety items identified in the LossCAP report will have a fiscal impact. See Attachment 4 for detail of the cost components of the Plan. Staff has costed the various components of the Plan; the current estimate of the implementation of most components of the Plan by June 30, 2016 is $101,600. Some parts of the Plan could be moved to the 2016-2017 fiscal year and the storm grate repairs are scheduled to be corrected over both fiscal years.

ATTACHMENTS

1. Proposed Budget Amendment Resolution
2. Attachment to proposed resolution - Cost Components of the Plan
3. Performance Improvement Plan Agreement with Cal-JPIA
4. Resolution 15-92, September 3, 2015

Reviewed for Submission to the
City Council by:



John Dunn, City Manager

RESOLUTION NO.

A RESOLUTION OF THE CITY COUNCIL OF THE CITY OF SEASIDE APPROVING A 2015-2016 BUDGET AMENDMENT TO FUND THE CAL-JPIA PERFORMANCE IMPROVEMENT PLAN

WHEREAS, Cal-JPIA is an insurance Joint Powers Authority providing liability and workers' compensation insurance to a number of cities in the State of California; and

WHEREAS, the City of Seaside is a member of Cal-JPIA; and

WHEREAS, Cal-JPIA proposed a Performance Improvement Plan for the City of Seaside including training session on various matters such as team-building and completion of the City's LossCAP Program projects; and

WHEREAS, the City of Seaside adopted the Performance Improvement Plan on September 3, 2015, in order to reduce or eliminate the legal liability risk of claims both now and in the future; and

WHEREAS, the costs of implementing the Cal-JPIA/City of Seaside Performance Improvement Plan were not anticipated and not included in the 2015-2016 Adopted Budget.

NOW, THEREFORE BE IT RESOLVED, that the City Council of the City of Seaside approves an amendment to the 2015-2016 Adopted Budget in order to implement the Cal-JPIA Performance Improvement Plan per the attached cost schedule.

PASSED AND ADOPTED at a meeting of the City Council of the City of Seaside duly held on the 15th day of October, 2015 by the following vote:

AYES: COUNCILMEMBERS:

NOES: COUNCILMEMBERS:

ABSENT: COUNCILMEMBERS:

ABSTAIN: COUNCILMEMBERS:

_____
Ralph Rubio, Mayor
City of Seaside

ATTEST:

_____
Lesley Milton

City Clerk - City of Seaside

Assignments - PIP and LossCap	Assigned To	Date Due	Date Completed	FY 15/16 Cost	FY 16/17 Cost
Review ADA Coordinator Responsibilities	Daphne	9/11/2015	9/11/2015	$ -	$ -
Make sure fence at Laguna Grande Park has been repaired	Tim	9/30/2015			$ -
Update Safety Policy: Heat Illness	Dave & Roberta	10/15/2015		$ -	$ -
Take PIP/LossCap costs to City Council	Daphne	10/15/2015		$ -	$ -
Coordinate and schedule team Building for Dept Directors	Daphne	10/27/2015		CJPIA to provide this	$ -
Update Safety Policy: Hazard Communication	Dave & Roberta	12/31/2015		$ -	$ -
Update Safety Policy: Confined Space Awareness	Dave & Roberta	12/31/2015		$ 1,600	$ -
Update Safety Policy: Park Inspection	Dave & Roberta	7/1/2016		$ -	$ -
Update Safety Policy: Tree Inspection & Maintenance	Dave & Roberta	7/1/2016		$ -	$ -
Develop and implement formal inspection & repair standards for inspection and maint of streets, pavement markings	Tim	7/1/2016		$ -	
Implement tree inspection & maintenance program	Tim	12/31/2016		$ -	
Retrofit storm drain covers	Tim	12/31/2016		$ 60,000	$ 60,000
Store contracts & other important documents in fire safe containers (7 cabinets at $5,000)	Daphne	12/31/2015		$ 35,000	$ -
Contract instructors in Recreation need general liability insurance (City to purchase through Special Event Program)	Daphne	ongoing		$ 5,000	$ 5,000
				$ 101,600	$ 65,000

City of Seaside Performance Improvement Agreement

THIS AGREEMENT (Agreement) is made and effective as of August 27, 2015 between the California Joint Powers Insurance Authority ("Authority"), and the City of Seaside ("City"). Pursuant to the California Joint Powers Insurance Authority - Joint Powers Agreement, the Executive Committee of the Authority has determined it necessary to enter into a Performance Improvement Plan to ensure the City's governance is consistent with the Authority's mission and goals as it relates to risk management standards and best practices.

General Provisions

1. No later than March 27, 2017, the Authority will determine whether the City has complied with all performance standards of the Performance Improvement Plan that is embodied in this Agreement. If the Authority determines that the City has complied with the Agreement, the City and the Authority will enter into and dissolve the Agreement. If the Authority determines that the City has not complied, and the City disagrees with that determination, the City may request an appeal hearing before the Executive Committee. If the City does not appeal to dissolve the Agreement, or the appeal is denied, the Executive Committee may recommend endorsements limiting certain coverages or move to have the City removed from the liability program.

2. The Authority and the City may jointly stipulate to make changes, modifications, and amendments to the performance plan, which shall be effective at the adoption by Resolution by the City Council of Seaside and with the approval of the Chief Executive Officer of the Authority.

3. The City will take all action necessary to ensure that it appoints personnel on the basis of merit, who have the education and experience necessary to effectively lead and manage in the appointed positions. The City will establish strict accountability by defining expectations and performance standards for such positions.

4. The Agreement is binding upon the parties hereto by and through their officials, agents, employees, and successors and is enforceable only by the parties. No person or entity is intended to be a third-party beneficiary of any civil, criminal, or administrative action and, accordingly, no person or entity may assert any claim or right as a beneficiary or protected class under this Agreement.

5. All plans, policies, procedures, or action(s) that are required to be developed and implemented by the Agreement will be developed by the City and then submitted to the Authority for review and approval. Each such plan, policy, procedure or action(s) will be submitted within the date specified within the Performance Improvement Plan. All plans, policies, procedures or action(s) that are required to be developed and implemented by this Agreement are subject to the requirements and procedures set forth in this paragraph.

Definitions

6. The term "Adverse Action" is defined as: discharge, demotion or transfer accompanied by one or more of the following: decreased wages or salary; a less distinguished job title; a material loss of benefits; significantly diminished material job responsibilities; loss of seniority; other criteria that are unique to the particular situation.

7. The term "Authority" means the California Joint Powers Insurance Authority.

8. The term "City" means the City acting though the Seaside City Council.

9. The term "Day" is defined as a normal business day, Monday through Friday in which the City offices are open to receive normal public business.

10. The term "Effective Date" means the day on which the Seaside City Council adopts the Performance Improvement Agreement by resolution.

11. The term "Executive Committee" means the Executive Committee of the Board of Directors of the Authority.

12. The term "Joint Powers Agreement" means the agreement the member entered into to become a member of the Authority.

Performance Improvement Plan

13. City Council to adopt the Performance Improvement Agreement by resolution no later than thirty days after its adoption by the Executive Committee.

14. The City will, by November 7, 2015 meet with Authority staff after the adoption of the Performance Improvement Plan by City to establish timelines for completion of the City's Loss Control Action Plan (LossCAP). Dates for completion for all items shall not be beyond the term of the Performance Improvement Plan.

15. The City will hire an outside interim city manager should the current city manager depart before his contracted departure date. The interim city manager shall remain in such role until the hiring of a permanent city manager.

16. The City will form an independent body or panel of neighboring city managers to oversee the recruitment process of a permanent city manager and make hiring recommendations to the city council.

17. The City will hire a permanent, full-time city manager, who has a demonstrated ability to manage the city, particularly with respect to its current and future challenges. It is expected that the successful candidate will have executive management experience of at least five years as a department director and three years as an assistant city manager or above. Candidate should be a member of ICMA in good standing.

18. The City will submit to the Authority for review and approval any proposed adverse personnel action (discipline) before it is administered to any employee of the City.

19. The City will notify the Authority of all anticipated internal investigations (for non-police and police employees) within 10 days of starting such investigations and the reason for such investigations. All investigations must be completed in a timely fashion. The City is required to provide quarterly updates on all internal investigations until they are completed.

20. The City will meet quarterly with Authority staff in order to review the status and progress of the City's Performance Improvement Plan. Quarterly dates to be established after the adoption of the Performance Improvement Plan.

21. The City will notify the Authority immediately of any complaints that involve allegations of harassment, discrimination, retaliation, or police misconduct. City is required to submit a plan of action in writing to the Authority no later than 30 days from receipt of the allegation as to how the City will respond to the complaint. The Authority will review and approve the plan of action.

22. All executive team members are required to complete specific training on team building, harassment, and coaching as identified and provided by the Authority no later than 60 days after the adoption of the Performance Improvement Plan.

23. Upon compliance with any provision of this Agreement, the City may request in writing that the Authority confirm the City has so complied. If the Authority agrees that the City has complied, the Authority shall confirm that determination in writing to the City.

24. Neither the City nor the Authority will be deemed to be in violation of the Agreement by reason of the failure to perform any of its obligations hereunder to the extent that such failure is due to unforeseen circumstances, including strikes, acts of God, acts of court of competent

jurisdiction, weather conditions, riots, civil disobedience, fire, insurrection, war, or any similar circumstances for which neither the City nor the Authority is responsible and which neither the City nor the Authority control.

25. The person executing this Agreement on behalf of the City warrants and represents that he/she has the authority to execute this Agreement on behalf of the City and has the authority to bind the City to the performance of its obligation hereunder.

Authority:	City of Seaside:
_____	_____
Jonathan Shull, Chief Executive Officer California JPIA	John Dunn, City Manager City of Seaside
Date: _____	Date: 9/4/15

RESOLUTION NO. 15-92

A RESOLUTION OF THE CITY COUNCIL OF THE CITY OF SEASIDE

ADOPTING THE CAL-JPIA PERFORMANCE IMPROVEMENT PLAN

WHEREAS, Cal-JPIA is an Insurance Joint Powers Authority providing liability insurance to a number of cities in the State of California; and

WHEREAS, the City of Seaside is a member of Cal-JPIA; and

WHEREAS, Cal-JPIA provides training sessions on various personnel matters such as team-building workshops and harassment in the workplace seminars; and

WHEREAS, Cal-JPIA is recommending the City of Seaside complete the LossCAP plan, and adopt the Performance Improvement Plan dated August 19, 2015, a copy of which is attached hereto, labeled Attachment A, and incorporated herein by this reference, in order to reduce or eliminate the legal liability risk of personnel claims both now and in the future; and

NOW, THEREFORE, BE IT RESOLVED, that the City of Seaside shall adopt the Cal-JPIA Performance Improvement Plan as set forth in Attachment A to this Resolution.

PASSED AND ADOPTED at a regular meeting of the City Council of the City of Seaside, State of California, duly held on the 3rd day of September 2015, by the following votes:

AYES:	5	COUNCIL MEMBERS	Alexander, Campbell, Oglesby, Pacheco, Rubio
NOES:	0	COUNCIL MEMBERS	None
ABSENT:	0	COUNCIL MEMBERS	None
ABSTAIN:	0	COUNCIL MEMBERS	None

Ralph Rubio, Mayor

ATTEST:

Lesley Milton-Rerig, City Clerk

City of Seaside

Performance Improvement Plan Matrix

No.	Due Date	Responsible Person	Area	Performance Standard	Status
1	10/07/15	City Council	Risk Management	City council to adopt the performance improvement agreement by resolution no later than thirty days after its adoption by the Authority's Executive Committee.	Not Started
2	11/07/15	City Manager	Risk Management	Meet with Authority staff no later than 30 days after the adoption of the performance improvement plan to establish timelines for completion of the city's LossCAP Action Plan. Dates for completion for all items shall not be beyond the term of the performance improvement plan.	Not Started
3	Ongoing	City Council	Human Resources	Hire an outside interim city manager should the current city manager depart before his contracted departure date. The interim city manager shall remain in such role until the hiring of a permanent city manager.	Not Started
4	10/01/15	City Council	Human Resources	Form an independent body or panel of neighboring city managers to oversee the recruitment process of a permanent city manager and make hiring recommendations to the city council.	Not Started
5	12/01/15	City Council	Human Resources	Hire a permanent, full-time city manager, who has a demonstrated ability to manage the city, particularly with respect to its current and future challenges. It is expected that the successful candidate will have executive management experience of at least five years as a department director and three years as an assistant city manager or above. Candidate should be a member of ICMA in good standing.	Not Started
6	Ongoing	City Manager	Human Resources	Submit to the Authority for review and approval any proposed adverse personnel action (discipline) before it is administered to any employee of the city.	Not Started
7	Ongoing	City Manager	Human Resources	Notify the Authority of all anticipated internal investigations (for non-police and police employees) within 10 days of starting such investigations and the reason for such investigations. All investigations must be completed in a timely fashion. The city is required to provide quarterly updates on all internal investigations until they are completed.	Not Started

Performance Improvement Plan Matrix

8	Ongoing	City Manager	City Management	Meet quarterly with Authority staff in order to review the status and progress of the city's performance improvement plan. Quarterly dates to be established after the adoption of the performance improvement plan.	Not Started
9	Ongoing	City Manager	Human Resources	Notify the Authority immediately of any complaints that involve allegations of harassment, discrimination, retaliation, or police misconduct. City is required to submit a plan of action in writing to the Authority no later than 30 days from receipt of the allegation as to how the city will respond to the complaint. The Authority will review and approve the plan of action.	Not Started
10	12/31/15	City Council	Risk Management	All executive team members are required to complete training on team building, harassment, and coaching as identified and provided by the Authority no later than 60 days after the adoption of the performance improvement plan.	Not Started

The city is required to notify the Authority via the city attorney of any personnel changes involving the city manager or police chief during the term of the performance improvement plan.

Seaside

LossCAP Action Plan

Contact Name: Daphne Hodgson RME Date: 2/22/2012
Risk Manager: Roy Angel LossCAP Date: 5/3/2012

8/17/2015

Item	Type	Action Item	Assigned	Target Comp.	Progress	Updated	
Important Priority							
08-02	Concurrent	Develop and implement a repetitive motion injury control program.		11/5/2012	~~Not Started~~	~~11/5/2012~~	done
* 08-06	Concurrent	Inspect all bike lanes, paths, and routes for signage and pavement markings.			Not Started	3/19/2012	
Average Priority							
04-08	Concurrent	Develop and implement a written lockout/blockout program.	Dave Fortune	12/31/2011	~~In Progress~~	~~5/18/2011~~	done
04-09	Concurrent	Assess if confined spaces exist at agency facilities.	Dave Fortune	12/31/2011	In Progress	4/11/2012	
* 04-22	Concurrent	Develop and implement a street and traffic control devices inspection and maintenance program.		6/30/2011	Not Started	4/17/2012	
04-26	Concurrent	Revise or develop a playground equipment inspection plan.			~~Not Started~~	~~4/17/2012~~	done
08-05	Concurrent	Develop and implement a tree inspection and maintenance program.		12/31/2011	In Progress	3/19/2012	
08-11	Concurrent	Storm drain covers should be installed in order to protect bicycle travel.			In Progress	3/19/2012	
08-12	Concurrent	Abate all non-compliant playground equipment.		~~12/31/2011~~	~~In Progress~~	~~3/19/2012~~	done
12-02	New	Develop a heat illness prevention program.			~~In Progress~~	~~11/5/2012~~	done
12-03	New	Include insurance specifications and risk transfer language in contracts.			~~Not Started~~	~~4/17/2012~~	done
12-04	New	Review all contracts and lease agreements.			~~Not Started~~	~~4/11/2012~~	done
12-05	New	Implement efforts to safeguard files maintained by the agency clerk.			Not Started	4/17/2012	
12-07	New	Inspect facilities to identify hazardous conditions and practices.			Not Started	4/17/2012	
12-08	New	Inspect facilities to identify hazardous conditions and practices.			~~Not Started~~	~~4/11/2012~~	done
12-09	New	Delegate approval of traffic plans through legislative action of the agency's governing body.			Not Started	4/17/2012	
12-11	New	Develop and implement an asbestos and lead-based paint awareness program.			Not Started	4/17/2012	
12-12	New	Include appropriate indemnity and insurance requirements in contractor instructor agreements.			Not Started	4/11/2012	
12-13	New	Follow the member specific action item referenced in the risk management evaluation.			~~In Progress~~	~~11/5/2012~~	done

* traffic control signals, roadway signs, & streetlights are all done.