



SEASIDE COUNTY SANITATION DISTRICT

440 HARCOURT AVENUE SEASIDE, CA 93955

REGULAR MEETING
BOARD OF DIRECTORS
Tuesday, June 10, 2025, 9:30 AM
CITY OF SEASIDE COUNCIL CHAMBER

BOARD MEMBERS

John Uy
Chair
City of Del Rey Oaks
650 Canyon Del Rey
Del Rey Oaks, CA 93940
(831) 394-8511

Ian N. Oglesby
First Vice Chair
City of Seaside
440 Harcourt Ave
Seaside, CA 93955
(831) 899-6825

Jerry Blackwelder
Second Vice Chair
City of Sand City
1 Pendergrass Way
Sand City, CA 93955
(831) 394-3054

DISTRICT STAFF

Greg McDanel
District Manager
440 Harcourt Avenue
Seaside, CA 93955
(831) 899-6701

Thomas M. Korman
District Engineer
440 Harcourt Avenue
Seaside, CA 93955
(831) 899-6884

Reed W. Gallogly
Legal Counsel
County Counsel
168 West Alisal Street
Third Floor
Salinas, CA 93901
(831) 755-5266

Dominique L. Davis
District Clerk
440 Harcourt Avenue
Seaside, CA 93955
(831) 899-6707

1. CALL TO ORDER

2. ROLL CALL - SANITATION DISTRICT BOARD OF DIRECTORS

John Uy	Chair
Ian N. Oglesby	First Vice Chair
Jerry Blackwelder	Second Vice Chair

3. REVIEW OF AGENDA

If there are any items that arose after the 72-hour posting deadline, this is the point in the meeting where a vote may be taken to add the item to the agenda. (A 2/3-majority vote is required).

4. PUBLIC COMMENT

Members of the public wishing to address the Seaside County Sanitation District on matters within the jurisdiction of the Board, but not on this agenda, may do so during Public Comment period for up to two minutes. Public Comments on specific agenda items are heard under that item. For the public record, please state your name.

5. CONSENT AGENDA

A. APPROVE MINUTES FROM MAY 13, 2025, REGULAR MEETING

B. RECEIVE SEASIDE COUNTY SANITATION DISTRICT OPERATIONS REPORT FOR MAY 2025

PURPOSE: Receive Seaside County Sanitation District operations report for May 2025.

RECOMMENDATION: Accept reports. This item is presented for information only.

6. NEW BUSINESS

A. CONSIDER, TAKE PUBLIC COMMENT AND ADOPT THE FISCAL YEAR 2025-2026 PROPOSED SEASIDE COUNTY SANITATION DISTRICT ANNUAL OPERATING AND CAPITAL BUDGET

PURPOSE: To give the District Board the opportunity to consider, take public comment and take action on the Proposed Fiscal Year 2025-2026 Operating & Capital Budget for the Seaside County Sanitation District (SCSD).

RECOMMENDATION: Approve the attached resolution approving the Proposed FY 2025-2026 Budget.

7. STAFF REPORTS

Staff reports include items for which verbal reports/presentations will be provided. If a specific Seaside County Sanitation District presentation is planned, it will be listed and information included with the Agenda. Brief oral reports may be provided for items arising after the Agenda was prepared. The Board may wish to ask questions or discuss a staff report, but no action is appropriate other than referral to staff, or request that a matter be set as a future Agenda item.

8. BOARD MEMBERS COMMENTS

9. ADJOURNMENT

Next Regularly Scheduled Meeting:
July 8, 2025
9:30 AM

In compliance with the Americans with Disabilities Act (ADA), the Seaside County Sanitation District (SCSD) does not discriminate against persons with disabilities. Any person with a disability who requires a modification or accommodation to be able to participate in this meeting is asked to contact the office of the District Clerk at cityclerk@ci.seaside.ca.us 831-899-6707, no fewer than two business days prior to the meeting to allow for reasonable arrangements. This agenda is posted in compliance with Pursuant to Governor Newsom's Executive Orders [N-29-20](#) and [N-33-20](#) Agenda related writings or documents provided to the Board are available for public inspection during the meeting or may be requested from the office of the District Clerk.



DRAFT MINUTES
SEASIDE COUNTY SANITATION DISTRICT
Tuesday, May 13, 2025 9:30 AM
REGULAR MEETING
Seaside Council Chamber

1. CALL TO ORDER

First Vice Chair Oglesby called the meeting to order at 9:30 a.m.

2. ROLL CALL - SANITATION DISTRICT

Present: Carbone (Sand City's Alternate), Oglesby

Absent: Uy

3. REVIEW OF AGENDA

None

4. PUBLIC COMMENT

None

5. CONSENT AGENDA

On motion by Alternate District Member Mary Ann Carbone and seconded by First Vice Chair Oglesby and passed by the following vote, the Seaside County Sanitation District Board moved to approve the Consent Agenda as presented.

RESULT: Approved

AYES: Mary Ann Carbone (Alternate District Member), Ian N. Oglesby

NOES: None

ABSENT: John Uy

A. APPROVE MINUTES FROM APRIL 8, 2025, REGULAR MEETING

Action: **Approved**

B. RECEIVE SEASIDE COUNTY SANITATION DISTRICT OPERATIONS REPORT FOR APRIL 2025

Action: **Received**

C. APPROVAL OF OCTOBER 2024 THROUGH MARCH 2025 EXPENDITURES REPORT FOR SEASIDE COUNTY SANITATION DISTRICT AND APPROVE A DRAWDOWN REQUEST OF \$680,061.30

Action: **Approved**

6. STAFF REPORTS

Patrick Grogan, Associate Civil Engineer, provided an update regarding the project list.

7. BOARD MEMBERS COMMENTS

None

8. ADJOURNMENT

Meeting was adjourned at 9:37 a.m.

Respectfully Submitted,

Dominique L. Davis, District Clerk

John Uy, Chair



**SEASIDE COUNTY SANITATION DISTRICT
STAFF REPORT**

Item No.: 5.B.

TO: Seaside County Sanitation District

FROM: Greg McDanel, District Manager

BY: Thomas Korman, Public Works Director/City Engineer
Patrick Grogan, Associate Engineer

DATE: June 10, 2025

**SUBJECT: RECEIVE SEASIDE COUNTY SANITATION DISTRICT
OPERATIONS REPORT FOR MAY 2025**

PURPOSE

Receive Seaside County Sanitation District operations report for May 2025.

RECOMMENDATION

Accept reports. This item is presented for information only.

BACKGROUND

Attached is the Seaside County Sanitation District Operations Report and flush map for May 2025.

FISCAL IMPACT

There is no fiscal impact associated with this item.

ATTACHMENTS

1. Monthly Sanitation Report May_24-25
 2. Flush_map_May_2024-2025
-

Fiscal Year 2024/2025 Month of May

	Del Rey Oaks (42,240)		Sand City (26,400)		Seaside (316,800)		District Totals (385,440 ft.)	
	Month	YTD	Month	YTD	Month	YTD	Month	YTD
Maintenance								
Mainline Rodded	0	0	0	0	0	0	0	0
Main Line Jetted	10,935	43,594	277	16,562	56,095	476,225	67,307	536,381
Main Line Video	0	586	0	0	1,502	9,092	1,502	9,678
Main Lines Treated for Grease Control (Jet Power II)	185	4,027	277	3,047	6,512	64,024	6,974	71,098
Mainline Root Treatment	0	1,681	0	0	0	17,224	0	19,891
Stoppages								
Main Line	0	0	0	0	0	1	0	1
Laterals	0	0	0	0	0	1	0	1
SSO's	0	0	0	0	0	2	0	2

Sewer Repairs
None

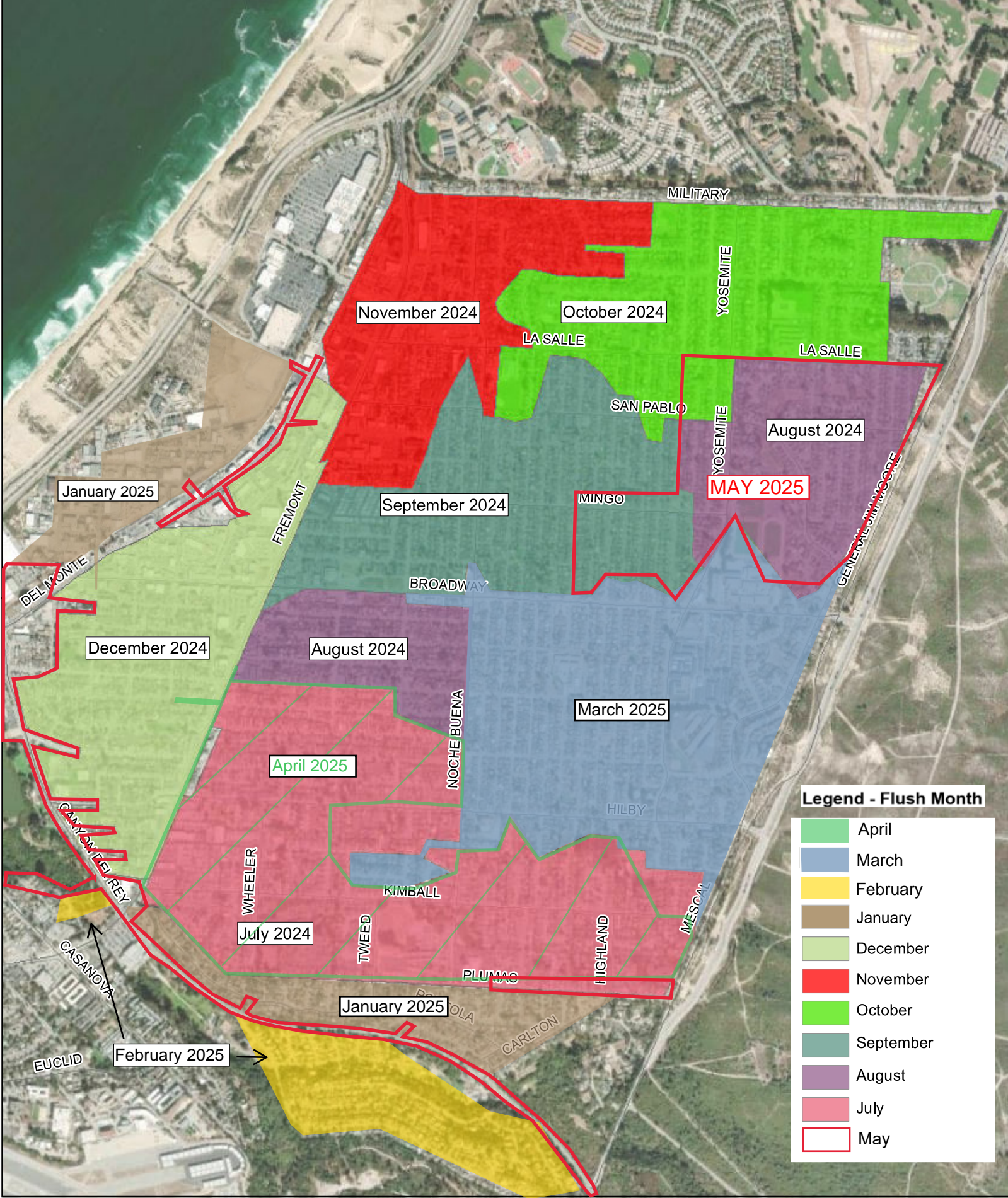
Sewer Video due to blockage/repairs
None

Stoppage Locations

Del Rey Oaks	Sand City	Seaside
None	None	None

Overflow Locations

Del Rey Oaks	Sand City	Seaside
None	None	None

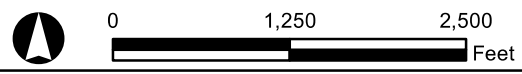


Legend - Flush Month

- April
- March
- February
- January
- December
- November
- October
- September
- August
- July
- May

↓
ALL

SEASIDE COUNTY SANITATION DISTRICT
Flush Map: 2024-2025



Source: SCSD, AMBAG



**SEASIDE COUNTY SANITATION DISTRICT
STAFF REPORT**

Item No.: 6.A.

TO: Seaside County Sanitation District

FROM: Greg McDanel, District Manager

BY: Jessica Riley, Finance Director

DATE: June 10, 2025

SUBJECT: CONSIDER, TAKE PUBLIC COMMENT AND ADOPT THE FISCAL YEAR 2025-2026 PROPOSED SEASIDE COUNTY SANITATION DISTRICT ANNUAL OPERATING AND CAPITAL BUDGET

PURPOSE

To give the District Board the opportunity to consider, take public comment and take action on the Proposed Fiscal Year 2025-2026 Operating & Capital Budget for the Seaside County Sanitation District (SCSD).

RECOMMENDATION

Approve the attached resolution approving the Proposed FY 2025-2026 Budget.

BACKGROUND

The District budget year begins on July 1, 2025. The 2025-2026 Proposed Operating and Capital Budget may be adopted as presented, or modified and adopted.

The proposed budget includes estimated operating revenues of \$2.9 million. For fiscal year 2025-26, \$700 thousand of revenue is projected to come from property taxes and \$2.1 million is projected to be earned from sanitation user fees. The remaining amount of revenue in the coming year is from interest income. The proposed operating expenditures are \$1.9 million.

The Fiscal Year 2025-2026 Capital Improvement Program (CIP) is based on the SCSD

Master Plan. The cost for new capital projects is budgeted to be \$1.8 million and includes the following projects and respective budgeted amounts:

- Sewer Main Replacement – \$50,000
- Development of SCSD Standards – \$50,000
- Manhole Improvement Projects – \$250,000
- Sewer Lateral Policy Implementation – \$75,000
- Hilby Avenue Sewer Line Upgrade – \$400,000
- Birch Avenue Sewer Line Upgrade – \$800,000
- Sewer Pipe Replacement Program – \$150,000

The unrestricted fund balance is projected to be \$6.6 million at the end of fiscal year 2025-26.

FISCAL IMPACT

The Fiscal Year 2025-2026 Operating and Capital Budget of the Seaside County Sanitation District is balanced through the use of projected revenues and available unrestricted funds.

ATTACHMENTS

1. SCSD FY2025-2026 Budget Resolution
2. 2025-26 Sanitation District Budget

Reviewed for Submission to the Board by:



Greg McDanel, District Manager

RESOLUTION NO. 25-XX

**A RESOLUTION OF THE SEASIDE COUNTY SANITATION DISTRICT
ADOPTING THE ANNUAL OPERATING AND CAPITAL BUDGET FOR THE
FISCAL YEAR 2025-2026**

WHEREAS, the proposed 2025-2026 fiscal year budget has been prepared for consideration by the Seaside County Sanitation District Board (The Board) and The Board reviewed the budget; and

WHEREAS, the proposed budget covers revenue and expenditures for the operating fund, the capital outlay fund, the capital improvement fund, and the insurance fund; and

WHEREAS, the proposed 2025-2026 fiscal year budget provides for a balanced budget as prescribed by law; and

WHEREAS, the Seaside County Sanitation District Board accepted public comment on the proposed 2025-2026 budget.

NOW, THEREFORE BE IT RESOLVED that the Seaside County Sanitation District hereby adopts the proposed operating budget for fiscal year 2025-2026, a copy of which is attached hereto and by reference made a part hereof. The District Manager is authorized to adjust the 2025-2026 Adopted Budget in accordance with modifications made to the Capital Improvement Program by the Board.

PASSED AND ADOPTED at a regular meeting of the Board of Directors of the Seaside County Sanitation District duly held this 10th day of June 2025 by the following vote:

AYES:	BOARD MEMBERS:
NOES:	BOARD MEMBERS:
ABSENT:	BOARD MEMBERS:
ABSTAIN:	BOARD MEMBERS:

Jon Uy, Chair

Attest:

Dominique Davis, District Clerk

Seaside County Sanitation District

Proposed Budget

2025-2026 Fiscal Year



Introduction:

The Seaside County Sanitation District (SCSD) is a special district responsible for the maintenance and operation of the sanitary sewer collection system serving the Cities of Del Rey Oaks, Sand City and Seaside. The District's sanitary sewer collection system serves an area of approximately 2,400 acres with a population of about 30,000. The sewer system consists of approximately 70 miles of pipeline with 930 manholes, 475 rod holes, and 4 lift stations. The wastewater is ultimately pumped to the Monterey Regional Water Pollution Control Agency (MRWPCA) regional treatment plant. All billing for SCSD comes from MRWPCA.

The district is staffed almost entirely by staff members from the City of Seaside. City staff provide administrative services, accounting services, IT services, risk management, maintenance, engineering services, purchasing and contract management. Staff time is allocated to the district through use of the City of Seaside payroll system. One exception is the District's Legal Counsel, who is an employee of the County of Monterey.

DISTRICT BOARD

TITLE	NAME	CITY REPRESENTING
Chair	Jon Uy	City of Del Rey Oaks
First Vice Chair	Ian Oglesby	City of Seaside
Second Vice Chair	Jerry Blackwelder	City of Sand City

DISTRICT STAFF

TITLE	NAME
District Manager	Greg Mcdanel
Legal Counsel	Reed W. Gallogly
District Engineer	Thomas Korman
District Finance Director	Jessica Riley
District Clerk	Dominique Davis
District Executive Assistant	Rosa Salcedo

BUDGET SUMMARY

SCSD GENERAL FUND - ADMINISTRATION / OPERATIONS

Funds 951 & 954	2025-26
	Proposed Budget
Total Revenues	\$ 2,941,957
Total Operating Expenditures	1,947,981
Operating Surplus / (Deficit)	993,976
Capital Projects	1,725,000
One-Time Transfer Out to Capital Projects/ Capital Outlay	1,775,000
Addition To / (Use Of) Unrestricted Net Position	(781,024)
Beginning Unrestricted Net Position - Estimated	6,799,890
Ending Unrestricted Net Position - Estimated	\$ 6,018,866

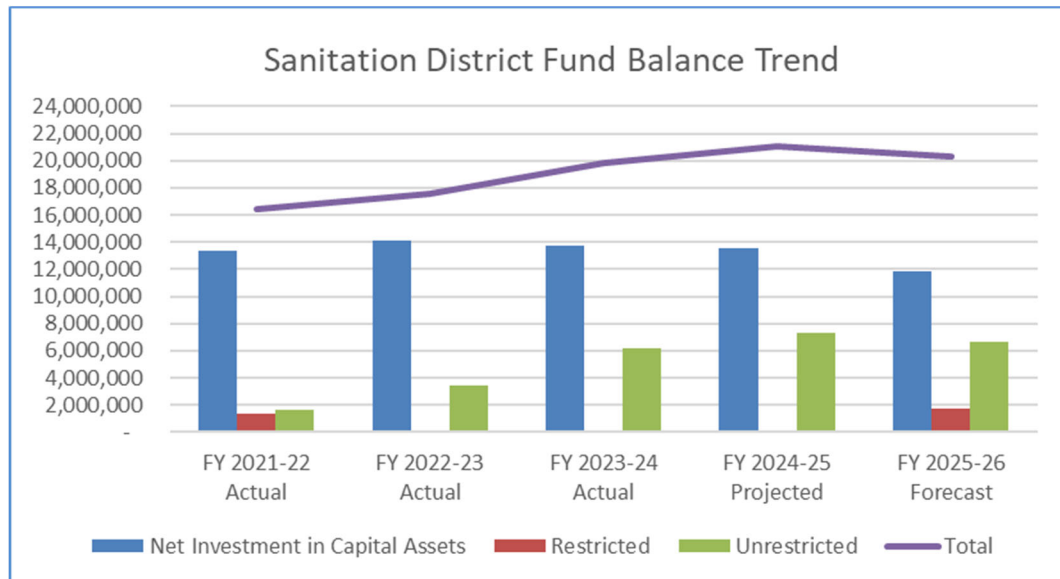
SCSD CAPITAL IMPROVEMENT

Funds 952 & 953	2025-26
	Proposed Budget
Total Revenues	\$ 31,324
Total Transfers In From Operating Fund	1,775,000
Total Revenues and Transfers In	1,806,324
Total Capital Expenditures	1,775,000
Addition To / (Use Of) Restricted Net Position - Capital Projects	
Beginning Restricted Net Position - Capital Projects - Estimated	0
Ending Restricted Net Position - Capital Projects - Estimated	\$ 31,324

Fund Balance

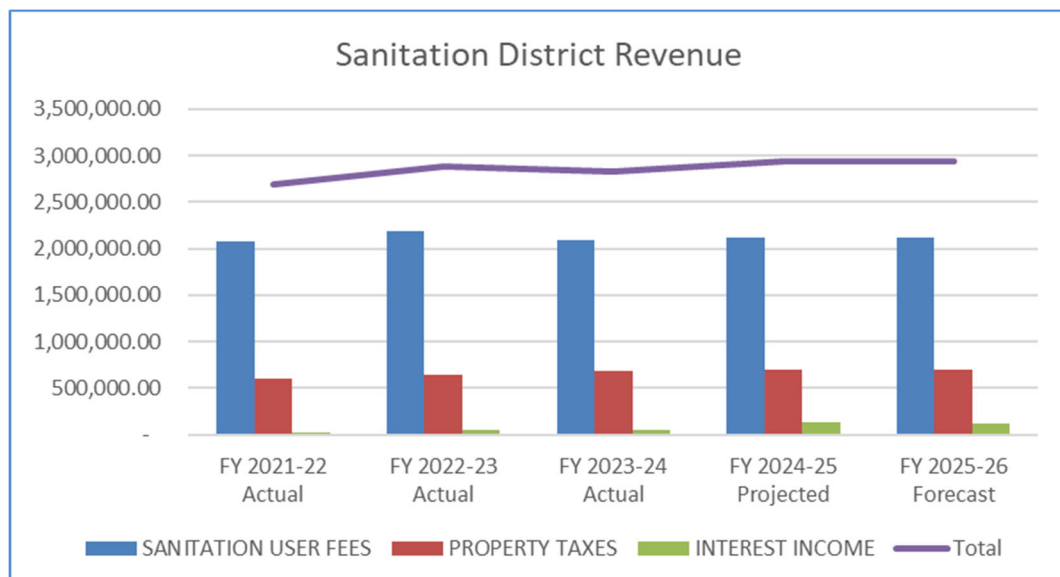
The District’s fund balance is projected to decline in fiscal year 2025–26 due to an increase in planned capital expenditures. Over the past three fiscal years, the fund balance increased steadily through June 30, 2025, as capital expenditures were reduced while the District focused on developing a comprehensive Sewer Master Plan.

For fiscal year 2025–26, the largest portion of the fund balance is the Net Investment in Capital Assets, projected at \$12.0 million. In addition, \$1.8 million is proposed to be restricted for capital projects, and the unrestricted fund balance is projected at \$6.6 million.



Revenue

The Sanitation District has three main sources of revenue; User Fees, Property Tax and Interest Income. Total Revenue is projected at \$2.9M.



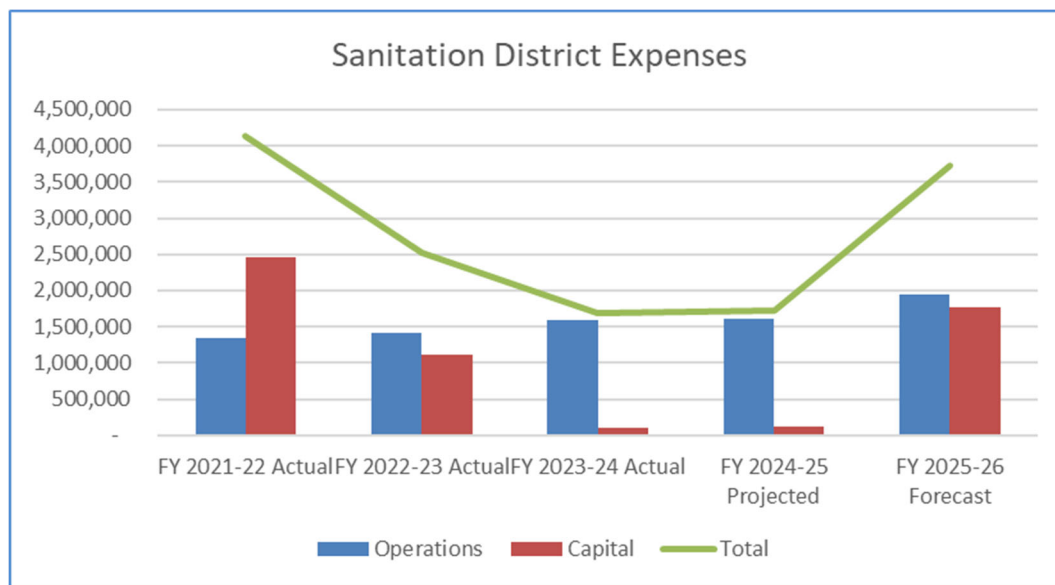
User Fees are collected from the end users of the Sanitation District services by the County of Monterey and subsequently to the City of Seaside on a reimbursement basis to cover costs. Over the last year, fees collected have increased at a modest rate of 1%. User Fees are the largest revenue source for the district at 72% of projected fiscal year 2025-26 revenue. User fees are forecast for fiscal year 2025-26 at \$2.1M.

Property Taxes are collected by the County of Monterey and remitted to the City of Seaside to be used for Sanitation District costs. Over the course of the last year this revenue source has grown by 1% per year. This revenue source is forecast at \$700k in the coming year.

Interest Income is earned on balances held by the City of Seaside in trust for the district. With interest rates recently decreasing and with the District decreasing the unrestricted fund balance due to reduced capital improvement projects, this revenue source is projected to decrease.

Expense

The Sanitation District has both Operating Expenses and Capital Improvement Expenses. For FY 2025-26 Operating expenses are proposed at \$1.9M and Capital Improvement Expenses are proposed at \$1.8M. Total expense is budgeted at \$3.7M.



Operating; The major categories of operating expense include, personnel costs, administrative overhead allocation and services and supplies. Personnel costs are proposed at \$666k and include 3.5 full time equivalent (FTE) employees. These FTE are the district’s maintenance personnel and 1 Engineer Inspector. The administrative allocation includes personnel costs for administrative staff as well as overhead such as office space, office utilities costs, computer costs, fleet maintenance etc. The administrative allocation is budgeted at \$371k and comes from the City of Seaside Cost Allocation Plan. Services and supplies are budgeted at \$523k.

Capital Improvement; Following the completion of a major \$8 million overhaul of the District’s system of lift stations in FY 2021–22, capital expenditures have been reduced over the past three years. During this period, the District also focused on developing a comprehensive Sewer Master Plan to guide future infrastructure investments.

For FY 2025–26, the District proposes the following capital improvement projects:

- Sewer Main Replacement – \$50,000
- Development of SCSD Standards – \$50,000
- Manhole Improvement Projects – \$250,000
- Sewer Lateral Policy Implementation – \$75,000
- Hilby Avenue Sewer Line Upgrade – \$400,000
- Birch Avenue Sewer Line Upgrade – \$800,000
- Sewer Pipe Replacement Program – \$150,000

Detailed descriptions of each project can be found at the end of this document.

**MANAGING DEPARTMENT: Public Works/Engineering
Sanitation District Gen. Fund - Administration**

Account	Account Name	FY 2024 Actual	FY 2025 Adjusted Budget	Activity thru 2/27/2025	Projected FY 2025	FY 2026 Request
951-8810-0001	SALARIES	\$ 16,330	\$ 15,316	\$ 23,062	\$ 35,272	\$ 13,398
951-8810-0002	OVERTIME	84	500	85	131	500
	BENEFITS	14,343	12,192	11,249	15,068	10,806
951-8810-0006	WORKERS COMPENSATION	3,799	3,153	3,153	3,153	-
951-8810-1022	LEGAL SERVICES	35,013	60,000	8,932	14,407	40,000
951-8810-1025	CITY AUDIT	10,444	10,000	-	7,500	10,000
951-8810-1029	TRAINING AND EDUCATION	225	3,000	-	2,000	5,000
951-8810-1030	CONSULTANT	1,176	80,000	591	2,000	80,000
951-8810-1033	FITNESS PROGRAM	-	100	27	41	100
951-8810-1040	PROPERTY TAX ADMIN FEES	2,535	2,600	-	2,600	2,600
951-8810-1045	WASTE DISCHARGE FEE	3,746	4,000	-	3,746	4,000
951-8810-2053	OUTSIDE PRINTING SERVICE	-	-	-	-	1,000
951-8810-2063	PUBLISHING & LEGAL ADVERTISING	-	-	-	-	1,000
951-8810-2078	OTHER EXPENSE	-	-	-	-	500
951-8810-3092	STATIONARY SUPPLIES	31	200	-	200	-
951-8810-3095	DEPARTMENT CONSUMABLES	37	-	-	-	2,000
951-8810-4121	MEETINGS AND TRAVEL	-	-	-	-	500
951-8810-5132	TELEPHONE	481	2,000	-	1,867	2,000
951-8810-9196	IMPACT FEES	287,659	300,000	-	287,659	300,000
	CENTRAL SERVICES AND INTERNAL CHARGES	423,331	542,788	542,788	542,788	443,435
Total		\$ 799,235	\$ 1,035,848	\$ 589,888	\$ 918,432	\$ 916,840

MANAGING DEPARTMENT: Public Works/Engineering
Sanitation District Gen. Fund - Operations

Account	Account Name	FY 2024 Actual	FY 2025 Adjusted Budget	Activity thru 2/27/2025	Projected FY 2025	FY 2026 Request
951-8820-0001	SALARIES	\$ 242,752	\$ 358,320	\$ 125,346	\$ 191,706	\$ 338,555
951-8820-0002	OVERTIME	38,599	42,514	1,497	2,289	48,265
	BENEFITS	216,464	260,625	163,669	204,169	216,875
951-8820-0006	WORKERS COMPENSATION	52,179	43,307	43,307	43,307	37,446
951-8820-1029	TRAINING AND EDUCATION	2,287	21,000	3,395	5,476	20,000
951-8820-1030	CONSULTANT	-	-	-	-	20,000
951-8820-1033	FITNESS PROGRAM	77	200	22	34	200
951-8820-2049	UNIFORM SERVICE / LAUNDRY	3,640	4,000	2,003	3,230	4,000
951-8820-2054	EQUIPMENT REPAIR	-	5,000	-	-	20,000
951-8820-2068	REFUSE DISPOSAL	119	8,000	455	733	8,000
951-8820-2073	SUBCONTRACTED WORK	120,592	70,000	9,029	70,000	120,000
951-8820-3095	DEPARTMENT CONSUMABLES	8,472	35,000	16,463	26,554	40,000
951-8820-3097	SAFETY EQUIPMENT	2,971	3,200	676	1,091	3,500
951-8820-3102	COMPUTER SUPPLIES	1,365	5,135	3,484	5,000	5,000
951-8820-4121	MEETINGS AND TRAVEL	3,975	4,000	1,200	1,935	5,000
951-8820-4122	DUES AND MEMBERSHIPS	6,367	7,000	6,591	7,000	10,000
951-8820-5131	GAS AND ELECTRIC	15,388	16,000	10,572	17,051	16,000
951-8820-5133	WATER	-	3,000	-	-	-
951-8820-8187	DEPARTMENT EQUIPMENT	-	39,151	19,445	31,363	50,000
951-8820-8198	FOG PROGRAM	5,637	26,000	5,395	8,702	2,800
	CENTRAL SERVICES AND INTERNAL CHARGES	12,539	22,404	22,404	22,404	28,554
951-8820-9602	PRINCIPAL PAYMENTS	-	313	-	313	-
951-8820-9605	INTEREST EXPENSE	-	2	-	2	-
Total		\$ 733,422	\$ 974,170	\$ 434,953	\$ 642,359	\$ 994,196

MANAGING DEPARTMENT: Public Works/Engineering
Sanitation District Cap. Outlay - Operations

Account	Account Name	FY 2024 Actual	FY 2025 Adjusted Budget	Activity thru 2/27/2025	Projected FY 2025	FY 2026 Request
952-8820-8194	SEWER SYSTEM MNGT PLAN UPDATE	\$ -	\$ 20,000	\$ -	\$ -	\$ -
952-8820-8198	SCSD STANDARDS PLANS	-	-	-	-	50,000
Total		\$ -	\$ 20,000	\$ -	\$ -	\$ 50,000

MANAGING DEPARTMENT: Public Works/Engineering
Sanitation District Cap. Improvement - Operations

Account	Account Name	FY 2024 Actual	FY 2025 Adjusted Budget	Activity thru 2/27/2025	Projected FY 2025	FY 2026 Request
953-8820-9203	ANGELUS WAY SEWER MAIN UPGRADE	\$ 3,460	\$ -	\$ -	\$ -	\$ -
953-8820-9208	SEWER MAIN UPGRADE	-	-	11,082	11,082	-
953-8820-9215	ROOT INTRUSION SWR MAIN RPLC	-	352,178	44,000	44,000	50,000
953-8820-9216	SEWER MASTER PLAN	57,542	442,458	17,520	61,352	-
953-8820-9219	SEWER LATERAL PROGRAM	-	50,000	-	-	75,000
953-8820-9315	SEWER PIPE REPLACEMENT PROGRAM	-	-	-	-	150,000
953-8820-9316	MANHOLE IMPROVEMENT PROJECTS	-	-	-	-	250,000
953-8820-9317	HILBY AVENUE SEWER UPGRADE	-	-	-	-	400,000
953-8820-9318	BIRCH AVENUE SEWER UPGRADE	-	-	-	-	800,000
Total		\$ 61,002	\$ 844,637	\$ 72,602	\$ 116,435	\$ 1,725,000

MANAGING DEPARTMENT: Public Works/Engineering
Sanitation District Insurance Reserve - Administration

Account	Account Name	FY 2024 Actual	FY 2025 Adjusted Budget	Activity thru 2/27/2025	Projected FY 2025	FY 2026 Request
954-8810-2090	LIABILITY INSURANCE	\$ 54,413	\$ 62,463	\$ 42,313	\$ 42,313	\$ 36,945
Total		\$ 54,413	\$ 62,463	\$ 42,313	\$ 42,313	\$ 36,945

SCSD Project Name: Sewer Main Replacement



Description:
This project will repair in an emergency a failed section of sewer main.

CIP FACTS:

New or Continuing:	Continuing
Current Project Status:	On-going
Managing Dept./ Division:	PW/ Engineering
Project Type:	Sanitary Sewer

PRIOR YEAR

Life to Date Budget	\$0
Life to Date Actual Expenditures	\$0
PY Budget	n/a
PY Actuals	n/a

BOARD PRIORITY:

Goal Action CC Priority: Enhance Physical Infrastructure - 16.00
Advance Key Capital Projects - 16.38 Sewermain Replacement

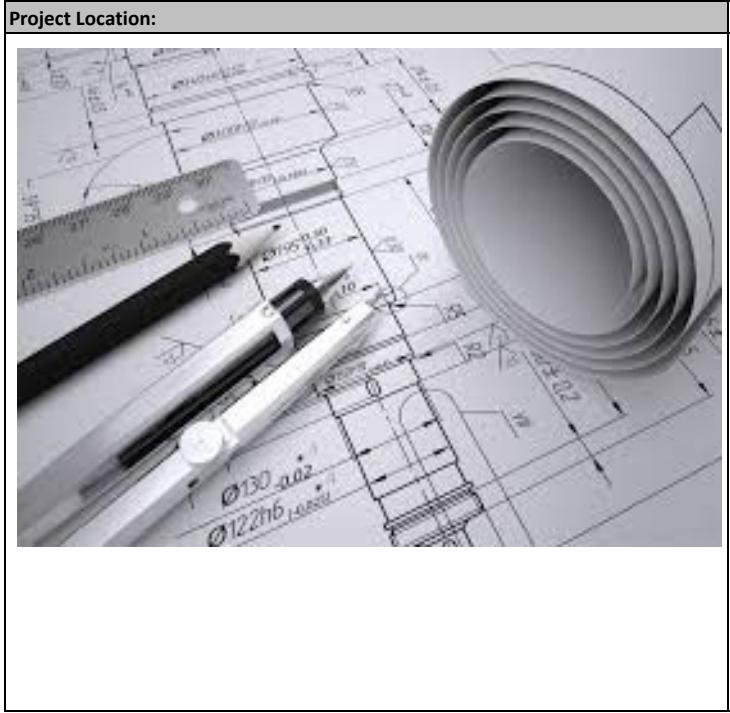
FUTURE FINANCIAL REQUIREMENTS

	FY 25-26	FY 26-27	FY 27-28	FY 28-29	FY 29-30	FY 30-31	Out Years
Pre-Design/Study							
Environmental (CEQA)							
Architectural							
Right of Way Acquisition							
Design	\$ 4,545	\$ 4,545	\$ 4,545	\$ 4,545			\$ 24,000
Construction Services	\$ 45,455	\$ 45,455	\$ 45,455	\$ 45,455			\$ 240,000
Contingencies (10%)							\$ 24,000
Staff Time (Min. 5%)							\$ 12,000
Contract Administration							
Other							
Total Estimated Project Cost	\$ 50,000	\$ 50,000	\$ 50,000	\$ 50,000	\$ -	\$ -	\$ 300,000

Funding Source

	FY 25-26	FY 26-27	FY 27-28	FY 28-29	FY 29-30	FY 30-31	Out Years
Gax Tax							
Measure X							
General Fund							
Grant							
SCSD Capital (Fund 953)	\$ 50,000	\$ 50,000	\$ 50,000	\$ 50,000			\$ 300,000
Total Funding	\$ 50,000	\$ 50,000	\$ 50,000	\$ 50,000	\$ -	\$ -	\$ 300,000

SCSD Project Name: Develop SCSD Standards



Description:
 This project will develop SCSD Standards and Specifications

CIP FACTS:

New or Continuing:	New
Current Project Status:	Not Started
Managing Dept./ Division:	SCSD Engineering
Project Type:	SCSD

PRIOR YEAR

Life to Date Budget	\$0
Life to Date Actual Expenditures	\$0
PY Budget	n/a
PY Actuals	n/a

BOARD PRIORITY:
 Goal Actions CC Priority - 17.00 Effective, Accessible Governance - Create New City and SCSD Standards and Specifications

FUTURE FINANCIAL REQUIREMENTS

	FY 25-26	FY 26-27	FY 27-28	FY 28-29	FY 29-30	FY 30-31	Out Years
Pre-Design/Study	\$ 50,000						
Environmental (CEQA)							
Architectural							
Right of Way Acquisition							
Design							
Construction Services							
Contingencies (10%)							
Staff Time (Min. 5%)							
Contract Administration							
Other							
Total Estimated Project Cost	\$ 50,000	\$ -	\$ -	\$ -	\$ -	\$ -	\$ -

Funding Source

Gax Tax							
Measure X							
General Fund							
Grant							
SCSD Capital (Fund 953)	\$ 50,000	\$ -	\$ -	\$ -	\$ -		
Total Funding	\$ 50,000	\$ -	\$ -	\$ -	\$ -	\$ -	\$ -

SCSD Project Name: Manhole Improvement Projects

Project Location:



Description:

This project will inspect all existing brick manholes, to identify locations with water and/or sand infiltration or evidence of deterioration. Once identified, problem manholes will be slated for upgrad with epoxy lining to protect against corrosion or replacement, as required. There are approximately 295 brick manholes in the SCSD system. This project will also install either solid gasketed manhole lids or manhole inserts in locations where water and sand infiltration and inflow is an ongoing maintenance problem. The solid lids would prevent sand and water from entering the manhole, and inserts in the manholes would capture sand and water before it enters the collection system. Approximately 76 manholes have been identified for this project.

CIP FACTS:

New or Continuing:	New
Current Project Status:	Not Started
Managing Dept./ Division:	SCSD Engineering
Project Type:	SCSD

PRIOR YEAR

Life to Date Budget	\$0
Life to Date Actual Expenditures	\$0
PY Budget	n/a
PY Actuals	n/a

BOARD PRIORITY:

--


FUTURE FINANCIAL REQUIREMENTS

	FY 25-26	FY 26-27	FY 27-28	FY 28-29	FY 29-30	FY 30-31	Out Years
Pre-Design/Study							
Environmental (CEQA)							
Architectural							
Right of Way Acquisition							
Design		\$ 250,000	\$ 250,000				
Construction Services	\$ 250,000	\$ 750,000	\$ 750,000	\$ 1,000,000	\$ 800,000		
Contingencies (10%)							
Staff Time (Min. 5%)							
Contract Administration							
Other							
Total Estimated Project Cost	\$ 250,000	\$ 1,000,000	\$ 1,000,000	\$ 1,000,000	\$ 800,000	\$ -	\$ -

Funding Source

	FY 25-26	FY 26-27	FY 27-28	FY 28-29	FY 29-30	FY 30-31	Out Years
Gax Tax							
Measure X							
General Fund							
Grant							
SCSD Capital (Fund 953)	\$ 250,000	\$ 1,000,000	\$ 1,000,000	\$ 1,000,000	\$ 800,000		
Total Funding	\$ 250,000	\$ 1,000,000	\$ 1,000,000	\$ 1,000,000	\$ 800,000	\$ -	\$ -

SCSD Project Name: Sewer Lateral Policy

Project Location:


Description:
<p>This project will develop a sewer lateral policy and ordinance</p>

CIP FACTS:								
<table style="width: 100%; border: none;"> <tr> <td style="width: 70%;">New or Continuing:</td> <td>New</td> </tr> <tr> <td>Current Project Status:</td> <td>Not Started</td> </tr> <tr> <td>Managing Dept./ Division:</td> <td>SCSD Engineering</td> </tr> <tr> <td>Project Type:</td> <td>SCSD</td> </tr> </table>	New or Continuing:	New	Current Project Status:	Not Started	Managing Dept./ Division:	SCSD Engineering	Project Type:	SCSD
New or Continuing:	New							
Current Project Status:	Not Started							
Managing Dept./ Division:	SCSD Engineering							
Project Type:	SCSD							

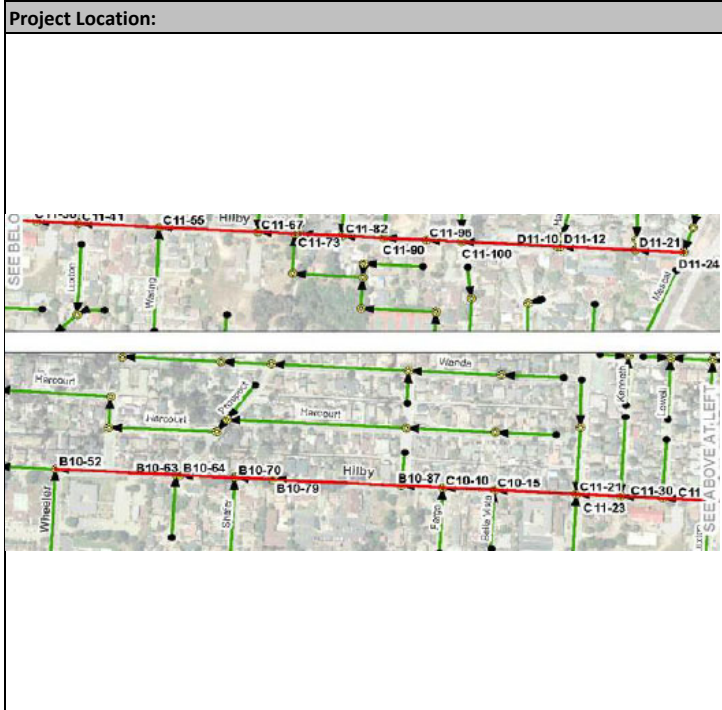
PRIOR YEAR	
Life to Date Budget	\$0
Life to Date Actual Expenditures	\$0
PY Budget	n/a
PY Actuals	n/a

COUNCIL PRIORITY:
<p>Goal Action CC Priority: Enhance Physical Infrastructure - 12:00 Establish Private Sewer Lateral Repair Program/ Policy 12.01, 12.02, 12.03, & 12.04 - Approve a consultant contract, prepare sewer lateral policy and code updates, board approval of updates, and outreach and implementation.</p>

FUTURE FINANCIAL REQUIREMENTS							
	FY 25-26	FY 26-27	FY 27-28	FY 28-29	FY 29-30	FY 30-31	Out Years
Pre-Design/Study							
Environmental (CEQA)							
Architectural							
Right of Way Acquisition							
Design	\$ 75,000						
Construction Services							
Contingencies (10%)							
Staff Time (Min. 5%)							
Contract Administration							
Other							
Total Estimated Project Cost	\$ 75,000	\$ -	\$ -	\$ -	\$ -	\$ -	\$ -

Funding Source							
Gax Tax							
Measure X							
General Fund		\$ -	\$ -				
Grant							
SCSD Capital (Fund 953)	\$ 75,000						
Total Funding	\$ 75,000	\$ -	\$ -	\$ -	\$ -	\$ -	\$ -

SCSD Project Name: Hilby Avenue Sewer Line Upgrade



Description:

This project will upgrade approximately 4,420 feet of 6-inch sewer main and 930 feet of 8-inch sewer main to 10-inch, from General Jim Moore Boulevard to Wheeler Street. This project would increase collection system capacity to provide sanitary sewer service to potential development in Region C.

CIP FACTS:

New or Continuing:	New
Current Project Status:	Not Started
Managing Dept./ Division:	SCSD Engineering
Project Type:	SCSD

PRIOR YEAR

Life to Date Budget	\$0
Life to Date Actual Expenditures	\$0
PY Budget	n/a
PY Actuals	n/a

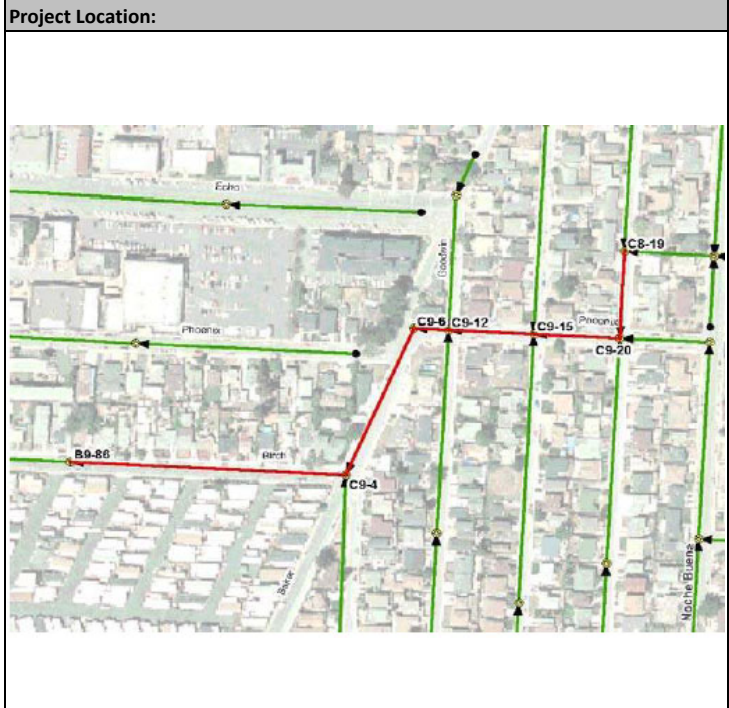
BOARD PRIORITY:

Enhanced Physical Infrastructure; Community Safety & Quality of Life

FUTURE FINANCIAL REQUIREMENTS

	FY 25-26	FY 26-27	FY 27-28	FY 28-29	FY 29-30	FY 30-31	Out Years
Pre-Design/Study							
Environmental (CEQA)							
Architectural							
Right of Way Acquisition							
Design	\$ 40,000	\$ 2,000,000					
Construction Services	\$ 360,000						
Contingencies (10%)							
Staff Time (Min. 5%)							
Contract Administration							
Other							
Total Estimated Project Cost	\$ 400,000	\$ 2,000,000	\$ -	\$ -	\$ -	\$ -	\$ -
Funding Source							
Gax Tax							
Measure X							
General Fund			\$ -				
Grant							
SCSD Capital (Fund 953)	\$ 400,000	\$ 2,000,000					
Total Funding	\$ 400,000	\$ 2,000,000	\$ -	\$ -	\$ -	\$ -	\$ -

SCSD Project Name: Birch Avenue Sewer Line Upgrade



Description:

This project will replace approximately 1,600 feet of 8-inch and 10-inch sewer main with 10-inch and 12-inch pipe, respectively. This sewer main flows near to maximum capacity under peak flow conditions. This project includes replacing existing pipe on Laguna Street, Phoenix Avenue, Baker Street, and Birch Avenue.

CIP FACTS:

New or Continuing:	New
Current Project Status:	Not Started
Managing Dept./ Division:	SCSD Engineering
Project Type:	SCSD

PRIOR YEAR

Life to Date Budget	\$0
Life to Date Actual Expenditures	\$0
PY Budget	n/a
PY Actuals	n/a

BOARD PRIORITY:

Enhanced Physical Infrastructure; Community Safety & Quality of Life

FUTURE FINANCIAL REQUIREMENTS

	FY 25-26	FY 26-27	FY 27-28	FY 28-29	FY 29-30	FY 30-31	Out Years
Pre-Design/Study							
Environmental (CEQA)							
Architectural							
Right of Way Acquisition							
Design	\$ 80,000	\$ 108,000	\$ 729,000				
Construction Services	\$ 720,000						
Contingencies (10%)							
Staff Time (Min. 5%)							
Contract Administration							
Other							
Total Estimated Project Cost	\$ 800,000	\$ 108,000	\$ 729,000	\$ -	\$ -	\$ -	\$ -

Funding Source

	FY 25-26	FY 26-27	FY 27-28	FY 28-29	FY 29-30	FY 30-31	Out Years
Gax Tax							
Measure X							
General Fund							
Grant							
SCSD Capital (Fund 953)	\$ 800,000	\$ 108,000	\$ 729,000				
Total Funding	\$ 800,000	\$ 108,000	\$ 729,000	\$ -	\$ -	\$ -	\$ -

SCSD Project Name: Sewer Pipe Replacement Program

Project Location:



Description:

This project is to replace deteriorating sewer pipes.

CIP FACTS:

New or Continuing:	New
Current Project Status:	Not Started
Managing Dept./ Division:	SCSD Engineering
Project Type:	SCSD

BOARD PRIORITY:

Enhanced Physical Infrastructure; Community Safety & Quality of Life

PRIOR YEAR

Life to Date Budget	\$0
Life to Date Actual Expenditures	\$0
PY Budget	n/a
PY Actuals	n/a

FUTURE FINANCIAL REQUIREMENTS

	FY 25-26	FY 26-27	FY 27-28	FY 28-29	FY 29-30	FY 30-31	Out Years
Pre-Design/Study							
Environmental (CEQA)							
Architectural							
Right of Way Acquisition							
Design	\$ 50,000						
Construction Services	\$ 100,000						
Contingencies (10%)							
Staff Time (Min. 5%)							
Contract Administration							
Other							
Total Estimated Project Cost	\$ 150,000	\$ -	\$ -	\$ -	\$ -	\$ -	\$ -

Funding Source

	FY 25-26	FY 26-27	FY 27-28	FY 28-29	FY 29-30	FY 30-31	Out Years
Gax Tax							
Measure X							
General Fund		\$ -	\$ -	\$ -	\$ -	\$ -	
Grant							
SCSD Capital (Fund 953)	\$ 150,000						
Total Funding	\$ 150,000	\$ -	\$ -	\$ -	\$ -	\$ -	\$ -