



AGENDA

CITY OF SEASIDE
CITY COUNCIL/SUCCESSOR
AGENCY TO THE
REDEVELOPMENT AGENCY

REGULAR MEETING
440 HARCOURT AVE (COUNCIL CHAMBER)
Thursday, March 19, 2026
5:00 PM

Virtual Participation Guide: <https://www.ci.seaside.ca.us/129/City-Council-Committee-Agendas>
<https://www.youtube.com/c/CityofSeasideCalifornia> | <https://ci-seaside-ca-us.zoom.us/j/81936832059> |

WEBINAR ID: 819 3683 2059 | (669) 900-9128

1. CALL TO ORDER

2. ROLL CALL – ESTABLISHMENT OF QUORUM

Ian N. Oglesby	Mayor/Chair
David R. Pacheco	Mayor Pro Tem/Vice Chair
Alexis Garcia-Arrazola	Council/Agency Member
Rita Burks	Council/Agency Member
Alex Miller	Council/Agency Member

3. INVOCATION AND PLEDGE OF ALLEGIANCE

4. REVIEW OF AGENDA

If there are any items that arose after the 72-hour posting deadline, this is the point in the meeting where a vote may be taken to add the item to the agenda. (A 2/3-majority vote is required).

5. PUBLIC COMMENT

Members of the public wishing to address the City Council on matters within the jurisdiction of the City of Seaside, but not on this agenda, may do so during the Public Comment period for up to three (3) minutes. Public Comments for "Presentations" on this agenda are also taken at this time; comments on specific agenda items are heard under that item. For the public record, please state your name.

6. PUBLIC AGENCY COMMUNICATIONS

This is a time specifically set aside for representatives of public agencies to make brief comments of general interest to the City Council and the community.

A. SEASIDE CITY NEWS BROADCAST AND COMMENTS FROM THE CITY MANAGER

7. PRESENTATIONS

A. UPDATE ON THE CLIMATE ACTION AND ADAPTATION PLAN (SENIOR PLANNER, BETH ROCHA)

8. CONSENT AGENDA

A. APPROVE MINUTES FROM MARCH 5, 2026, REGULAR MEETING

RECOMMENDATION: Approve minutes.

B. APPROVE AND FILE CITY CHECKS

RECOMMENDATION: Approve and file the accounts payable and wired payments made during the period of December 27, 2025 through February 06, 2026, including the payroll and benefits checks, direct deposits, and wired payments related to the pay period December 29, 2025 through February 05, 2026.

Total Accounts Payable and Payroll for the following periods is:
December 27, 2025 through January 09, 2026 = \$1,295,675.49
January 10, 2026 through January 23, 2026 = \$2,046,661.45
January 24, 2026 through February 06, 2026 = \$2,045,473.39

C. APPROVE AND FILE SUCCESSOR AGENCY CHECKS

RECOMMENDATION: Approve and file the accounts payable and wired payments made during the period of December 27, 2025 through February 06, 2026, including the payroll and benefits checks, direct deposits, and wired payments related to the pay period December 29, 2025 through February 05, 2026. Total Accounts Payable and Payroll for the above referenced period is \$3,079.75.

D. ADOPT A RESOLUTION APPROVING A PROCLAMATION RECOGNIZING APRIL 24, 2026, AS ARBOR DAY AND TO RAISE THE ARBOR FLAG FROM APRIL 24–30, 2026

RECOMMENDATION: Adopt a resolution recognizing Arbor Day and to raise the Arbor Day flag from April 24 to April 30, 2026.

E. APPROVE APPOINTMENTS TO CITY COMMISSIONS

RECOMMENDATION: Approve the appointment of Cathleen Pryor (Parks and Recreation Commission), Robert Ward (Planning Commission), Joy Anderson (C-JOBS), and Shannon Simpson (C-JOBS).

F. APPROVE A MAYOR'S YOUTH FUND CONTRIBUTION REQUEST OF \$3,000.00 FROM MONTEREY PENINSULA UNIFIED SCHOOL DISTRICT TO ASSIST WITH THE COSTS ASSOCIATED WITH THEIR 2026 MPUSD UPCYCLED PROM CLOSET

RECOMMENDATION: Approve the request.

G. ADOPT A RESOLUTION AUTHORIZING THE SUBMISSION OF THE ACTIVE TRANSPORTATION PROGRAM GRANT APPLICATION FOR ADA TRAIL AND ABUTMENT IMPROVEMENTS TO THE SAN PABLO BRIDGE

RECOMMENDATION: Authorize submission of the grant application.

H. ADOPT A RESOLUTION AUTHORIZING THE SUBMISSION OF THE REGIONAL SURFACE TRANSPORTATION PROGRAM GRANT APPLICATION FOR THE COE AVENUE AND GENERAL JIM MOORE BLVD AND SEASIDE MIDDLE SCHOOL INTERSECTION IMPROVEMENTS PROJECT

RECOMMENDATION: Authorize submission of the grant application.

I. ADOPT A RESOLUTION AUTHORIZING THE PURCHASE AND INSTALLATION OF 2–5 YEAR-OLD PLAYGROUND EQUIPMENT AT LINCOLN CUNNINGHAM PARK FROM SPEC PLAY FOR \$165,778.77, PLUS A 10% CONTINGENCY, FOR A TOTAL AMOUNT NOT-TO-EXCEED \$182,356.65

RECOMMENDATION: Authorize the purchase and installation agreements.

J. ADOPT A RESOLUTION APPROVING THE SPECIFICATIONS FOR THE 2026 PAVING IMPROVEMENTS ON-CALL CONTRACT; AWARDED CONSTRUCTION CONTRACTS TO THE TWO LOWEST RESPONSIVE, RESPONSIBLE BIDDERS, DON CHAPIN CO., INC. AND QA CONSTRUCTORS, INC.; AND AUTHORIZING AN ANNUAL NOT-TO-EXCEED FUNDING LIMIT OF \$2,000,000

RECOMMENDATION: Approve contracts.

9. PUBLIC HEARING

A. RECEIVE RECOMMENDATION FROM THE HOMELESS COMMISSION AND ADOPT FUNDING ALLOCATIONS FOR COMMUNITY DEVELOPMENT BLOCK GRANT (CDBG) PUBLIC SERVICE PROGRAMS AND PUBLIC FACILITIES AND INFRASTRUCTURE PROJECTS FOR FISCAL YEARS 2026-2027 AND 2027-2028

RECOMMENDATION:

1. Receive the Homeless Commission's recommendation regarding Community Development Block Grant (CDBG) funding allocations;
2. Approve funding allocations for CDBG public service programs and public facilities and infrastructure projects for Fiscal Years 2026-2027 and 2027-2028; and
3. Authorize staff to draft the Fiscal Year 2026-2027 Annual Action Plan and make it available for public review and comment for a period of 30 days.

10. BUSINESS ITEMS

A. ADOPT A RESOLUTION ACCEPTING THE ANNUAL MID-YEAR FINANCIAL REPORT AND AMENDMENTS TO THE BUDGET AND STREETS FUNDING POLICY FOR THE FISCAL YEAR 2025-2026

RECOMMENDATION: Approve mid-year budget.

11. COUNCIL MEMBER REQUESTS

A. NEW COUNCIL MEMBER REQUESTS

1. Discussion regarding establishing a business district for the downtown area on Broadway Ave (Miller)
2. Develop an action plan for economic development incentives (Pacheco)

B. FOLLOW UP ON PREVIOUS REQUESTS

12. CITY ATTORNEY, CITY MANAGER, CITY COUNCIL AND MAYOR COMMENTS AND REPORTS ON COMMITTEE ASSIGNMENTS

This is a time specifically set aside for members of the City Council, the City Manager and City Attorney to make brief comments of general interest to the community and report on committee assignments.

13. CLOSED SESSION

Pursuant to Government Code Section 54956 et seq., the City Council and Successor Agency to Redevelopment Agency may adjourn to a Closed Session to consider specific matters dealing with litigation, certain personnel matters, property negotiations or to confer with the City Attorney. Public comments on these items are taken after being read by the City Attorney. For the public record, please state your name.

A. PUBLIC EMPLOYEE PERFORMANCE EVALUATION PURSUANT TO GOVERNMENT CODE SECTION 54957

RECOMMENDATION: Title: City Manager

B. CONFERENCE WITH LEGAL COUNSEL PURSUANT TO GOVERNMENT CODE 54956.9 (D)(2)

Two matters of potential litigation

14. ADJOURNMENT

Next Regularly Scheduled Meeting:
April 2, 2026
5:00 PM

The City of Seaside is committed to providing accessible facilities and accommodating people with disabilities in all of its services programs and activities. If special considerations are needed by any person to fully participate in this meeting, contact the City Clerk at 899-6707 no fewer than two business days prior to the meeting to allow reasonable arrangements. Agendas are posted at:

<http://www.ci.seaside.ca.us/129/City-Council-Committee-Agendas>

Agenda-related writings or documents provided during public meetings are available for public inspection during the meeting or from the office of the City Clerk. This agenda is posted in compliance with California Governor Newsom's Executive Orders N-29-20 and N-33-20.



DRAFT MINUTES

CITY OF SEASIDE
CITY COUNCIL/ SUCCESSOR
AGENCY TO THE
REDEVELOPMENT AGENCY

REGULAR MEETING
440 HARCOURT AVE
Thursday, March 5, 2026
5:00 PM

1. CALL TO ORDER

Mayor/Chair Oglesby called the meeting to order at 5:00 p.m.

2. ROLL CALL – ESTABLISHMENT OF QUORUM

PRESENT: Garcia-Arrazola, Miller, Oglesby, Pacheco

ABSENT: Burks

3. INVOCATION AND PLEDGE OF ALLEGIANCE

A moment of silence was held for invocation. The pledge was led by Mayor Pro Tem/Vice Chair Pacheco.

4. REVIEW OF AGENDA

No changes.

5. PUBLIC COMMENT

Bobby Maxwell, Ann Marie Pagan, Lora James, Dianne Nielson, Ozzie V

6. PUBLIC AGENCY COMMUNICATIONS

A. MONTEREY ONE WATER UPDATE ON CAPITAL PROJECTS, RATE STUDY AND UPCOMING PRIORITIES (EXECUTIVE OFFICER, PAUL SCIUTO)

The presentation provided an information update that reviewed the agency role, services and facilities, public works in action, the current priorities that include: electrical reliability, treatment master plan, and biosolids management; customer groups, and an overview of the wastewater rate study. The timeline for the public rate setting identified important dates to include:

- February 23 – the board voted not to modify flat rate structure;
- March 30 – the board of directors meeting to receive public comment on the draft rate study;
- April 27 – the board of directors will meet to consider prop 218 notice and direct mailing to all parcel owners; and
- June 26 – the board of directors will meet and hold a public hearing (the date is still to be determined).

B. SEASIDE HIGH SCHOOL QUARTERLY UPDATE (PRINCIPAL ANDREW AGUINIGA)

The presentation reviewed school spirit events, and events that revolved around electives and careers, early college high school ("MIND Academy"), the launch of the family resource center and statistics on parent-teacher conferences; community events, and invitation to future events that include:

- March 7 & 14 – Drumline at Monterey Bay FC
- March 12 – Spring Concert
- March 19 – Coffee with the Principal
- April 16 – Open House
- April 18 - Moonflower Festival

C. SEASIDE CITY NEWS BROADCAST AND COMMENTS FROM THE CITY MANAGER

The following community event and announcements were made:

- The Avery Gallery inside Seaside City Hall proudly presents this year's Youth Art Competition. From March 11th through May 1st, the gallery will showcase the incredible creativity and talent of our community's young artists. Join us for a special reception on March 20th from 6:00 to 8:30 PM. Enjoy an evening art viewing, celebrate the artists, and help us recognize participants as prizes and ribbons are awarded.
- The City of Seaside is proud to announce a new community partnership with Monterey Bay Football Club for the 2026 season, reinforcing a shared commitment to community engagement, youth development, and support for local businesses. Through this collaboration, the City and Monterey Bay FC will work together to highlight Seaside's vibrant culture and entrepreneurial spirit while continuing to grow the region's passion for professional soccer.
- Speaking of MBFC...The wait is over, Union fans! Join us Saturday, March 7th at Cardinale Stadium as Monterey Bay FC takes on Oakland Roots SC in the 2026 Season Home Opener. It's time to kick off a brand-new season right here on our home turf. Be one of the first 4,000 fans through the gates and score a FREE exclusive 2026 Monterey Bay FC scarf. Arrive early to make sure you don't miss out on this special opening match giveaway. And the excitement doesn't stop at the final whistle. Stick around for a post-game social and autograph session with the team. Meet your favorite players, grab photos, and celebrate the start of the season together. Saturday, March 7th at Cardinale Stadium. Let's pack the house, and DEFEND THE 831!
- The Seaside Recreation Department invites you to Movies in the Park on Friday, March 20th at 7 p.m.! Bring your blankets, family, and friends for a fun evening under the stars. And don't forget—you get to help choose the movie! Cast your vote now at bit.ly/MITPMARCH2026. Voting closes soon, so don't wait!
- Thursdays in Seaside means it's time for the Seaside Farmers' Market at Laguna Grande Park. The Spring Market runs from 3 to 7 p.m., with box distribution happening from 5 to 7 p.m., or until the boxes run out.
- Do you know someone in the community who shines bright? Nominations for the Seaside Stars Awards open on March 1st! This is your chance to recognize outstanding individuals who make a difference in the City of Seaside. Whether it's a dedicated volunteer, an inspiring leader, or a community champion, we

want to hear about them! Submitting a nomination is easy—just visit bit.ly/seasidestars and fill out the form. But don't wait too long! The deadline for entries is March 31st.

- You're invited to an exciting and impactful Community Resource, Wellness, and Career Fair at Central Coast High School on Friday March 13th, from 11:30 am – 2:30 pm. Coordinated by Valley Health Associates in collaboration with CCHS, this growing annual event has become a powerful example of what happens when community partnerships rally around students and families. We encourage students, families, and community members to attend and take advantage of these valuable resources. We hope to see you there!
- Join FOSPA on Saturday, March 7th at Durant Park, and on the 14th at Capra Park AND Martin Park, for a day of service and outdoor fun! For more information, including future workdays and locations, visit Friends of Seaside Parks.org.
- The 2026 MPUSD Upcycled Prom Closet is here to make prom night unforgettable – with a perfect outfit at no cost. Hosted by the Monterey Peninsula Unified School District, students are invited to the Oldemeyer Center on March 7th from 11 AM – 2 PM, to browse a wide collection of FREE prom dresses, suits, and accessories. For more information, call 831-645-1200.
- Attention residents, business owners, and local commuters...here's your chance to learn about the future of Broadway Avenue! The City of Seaside Public Works Engineering team is hosting a special Open House for the Broadway Avenue Complete Street Corridor Project. Join us Tuesday, March 24th, 2026, from 6:00 to 9:00 p.m. at the Seaside Fire Station, located at 1635 Broadway Avenue. This important project will transform Broadway Avenue between Fremont Boulevard and General Jim Moore Boulevard beginning in fall 2026. Planned improvements include new roundabouts, dedicated bike lanes, and enhanced roadway features designed to improve safety, accessibility, and traffic flow for everyone. Stop by to learn more about the project details, construction timeline, and how these upgrades will benefit our community. City engineers will be available to answer your questions and gather your feedback. The Open House is free and open to the public. Tuesday, March 24th from 6-9PM at the Seaside Fire Station.

The City Manager provided the following updates:

- Postponement of Mid-Year Budget
- Budget Sessions on May 26 and May 27
- Follow up on 1281 Broadway to be provided at March 19 meeting

7. CONSENT AGENDA

PUBLIC COMMENT: Samantha Ciccone, Michael Velasquez

On motion by Mayor Pro Tem/Vice Chair Pacheco and second by Council/Agency Member Garcia-Arrazola and carried by the following vote, the City Council/Successor Agency moved to approve the consent agenda as presented.

RESULT: 4-1-0-0

AYES: Garcia-Arrazola, Miller, Oglesby, Pacheco

NOES: Burks

ABSTAIN: None

ABSENT: None

A. APPROVE MINUTES FROM FEBRUARY 19, 2026, REGULAR MEETING

ACTION: APPROVED

B. ACCEPT AND FILE THE FISCAL YEAR ENDING JUNE 30, 2025 ANNUAL COMPREHENSIVE FINANCIAL REPORT, THE GOVERNANCE LETTER AND THE GANN LIMIT REPORT FOR THE CITY OF SEASIDE

ACTION: ACCEPTED & FILED

C. APPROVE A PROCLAMATION RECOGNIZING MARCH AS RED CROSS MONTH

ACTION: ACCEPTED & FILED

D. APPROVE A PROCLAMATION RECOGNIZING CESAR CHAVEZ DAY ON MARCH 31, 2026

ACTION: APPROVED

E. APPROVE A FEE WAIVER REQUEST FROM THE PARENTING CONNECTION OF MONTEREY COUNTY FOR THE USE OF THE SEASIDE ROOM FOR THEIR FAMILY EVENT "MEET YOUR VILLAGE" ON MARCH 29, 2026, IN THE AMOUNT OF \$108.00

ACTION: APPROVED

F. APPROVE A FEE WAIVER REQUEST FROM MONTEREY COUNTY BRANCH OF NAACP FOR THE USE OF SEASIDE COMMUNITY CENTER, ON MARCH 22, 2026, AND THE LAGUNA GRANDE HALL AT THE OLDEMEYER CENTER ON APRIL 19, 2026, FOR THEIR CULTURAL DIVERSITY FILM SHOWING AND DISCUSSION SESSIONS IN THE AMOUNT OF \$573.00

ACTION: APPROVED

G. APPROVE A MAYOR'S YOUTH FUND CONTRIBUTION REQUEST OF \$3,000.00 FROM KINDNESS ROCKS 831 TO ASSIST WITH THE COST ASSOCIATED WITH THEIR ANNUAL SPRING EGG HUNT ON MARCH 28, 2026

ACTION: APPROVED

H. APPROVE A MAYOR'S YOUTH FUND CONTRIBUTION REQUEST OF \$3,000.00 FROM BETHEL MISSIONARY BAPTIST CHURCH TO ASSIST

WITH THE COST ASSOCIATED WITH THEIR YOUTH EDUCATION & ENRICHMENT PROGRAM

ACTION: APPROVED

- I. ADOPT A RESOLUTION APPROVING A CONTRACT WITH GRANICUS, INC. FOR SMARTGOV PERMIT MANAGEMENT SOFTWARE, IN THE AMOUNT OF \$33,679.65, WITH A TERM EXPIRING NOVEMBER 30, 2026**

ACTION: ADOPTED RESO #26-19

- J. ADOPT A RESOLUTION ACCEPTING THE 2025 GENERAL PLAN ANNUAL PROGRESS REPORT (APR) AND AUTHORIZING SUBMITTAL OF THE REPORT TO THE CALIFORNIA DEPARTMENT OF HOUSING AND COMMUNITY DEVELOPMENT (HCD) AND THE GOVERNOR'S OFFICE OF LAND USE AND CLIMATE INNOVATION**

ACTION: ADOPTED RESO #26-20

- K. ADOPT A RESOLUTION ACCEPTING THE 2025 HOUSING ELEMENT ANNUAL PROGRESS REPORT (APR) AND AUTHORIZING SUBMITTAL OF THE REPORT TO THE CALIFORNIA DEPARTMENT OF HOUSING AND COMMUNITY DEVELOPMENT (HCD) AND THE GOVERNOR'S OFFICE OF LAND USE AND CLIMATE INNOVATION**

ACTION: ADOPTED RESO #26-21

- L. ADOPT A RESOLUTION APPROVING THE CITY OF SEASIDE 2026 LEGISLATIVE PLATFORM**

ACTION: ADOPTED RESO #26-22

8. BUSINESS ITEMS

- A. REVIEW DESIGN OPTIONS FOR THE LINCOLN-CUNNINGHAM PARK PLAYGROUND EQUIPMENT (AGES 2-5)**

Assistant Public Works Director, Andreas Baer, provided the presentation that reviewed the background of the improvements at the park and the bid results for the 2-5-year-old playground area. The selected options included from the following suppliers: Miracle Play, Kompan (Option 1 – Boat), SPEC Play, Kompan (Option 2 – Tower), and Game Time.

PUBLIC COMMENT: Ann Marie Pagan, Bobby Maxwell, Donna Penwell, Karla Lobo, Jennie Reese

On motion by Mayor Pro Tem/Vice Chair Pacheco and second by Council/Agency Member Miller and carried by the following vote, the City Council/Successor Agency

moved to select the structure supplied by SPEC Play for the 2-5-year-old playground at Lincoln-Cunningham Park.

RESULT: 4-1-0-0

AYES: Garcia-Arrazola, Miller, Oglesby, Pacheco

NOES: Burks

ABSTAIN: None

ABSENT: None

ACTION: SELECTED SPEC PLAY SUPPLIER

B. REPORT ON COMMERCIAL PROPERTY VACANCY TAXES IN CALIFORNIA

City Manager Greg McDanel provided a presentation that reviewed policy intent, California jurisdictions with commercial vacancy taxes, structural components, legal considerations, administrative considerations, effectiveness and policy observations.

PUBLIC COMMENT: Ann Marie Pagan, Peter Kaiser

This item was for information only. No action was taken.

9. COUNCIL MEMBER REQUESTS

A. NEW COUNCIL MEMBER REQUESTS

1. Discussion regarding establishing a business district for the downtown area on Broadway Ave (Miller)
2. Develop an action plan for economic development incentives (Pacheco)

B. FOLLOW UP ON PREVIOUS REQUESTS

10. CITY ATTORNEY, CITY MANAGER, CITY COUNCIL AND MAYOR COMMENTS AND REPORTS ON COMMITTEE ASSIGNMENTS

Reports provided.

11. CLOSED SESSION

A. CONFERENCE WITH LABOR NEGOTIATORS PURSUANT TO GOVERNMENT CODE 54957.6

Agency Negotiators: Greg McDanel, City Manager; Samantha Sahkrani, Human Resources Director/Risk Manager

Employee Organizations: Seaside Police Officers' Association, Seaside Firefighters' Association, Seaside Public Safety Managers' Association, Seaside City Employees Association, Seaside Managers Employee Association, Non-Represented Non-Exempt Confidential Employees, Non-Represented Exempt Confidential

Employees, Executive Employees, Unclassified Exempt Employees, and
Unclassified Non-Exempt Employees

No report. Instructions were given to the negotiators.

**B. CONFERENCE WITH REAL PROPERTY NEGOTIATORS PURSUANT TO
GOVERNMENT CODE SECTION 54956.8**

Property: 956 Hilby Avenue, Seaside, CA 93955
Agency Negotiator: City Manager & City Attorney, et. al.
Negotiating Parties: Stepping Stone Outreach, Inc. and City of Seaside
Under Negotiation: Price, terms of payment, or both

Instructions were given to the negotiators.

**C. CONFERENCE WITH REAL PROPERTY NEGOTIATORS PURSUANT TO
GOVERNMENT CODE SECTION 54956.8**

Property: Commonly referred to as a portion of Main Gate at Divarty and First
Avenue
Agency Negotiators: City Manager, City Attorney, et al.
Negotiating Parties: Fort Ord Hostel Society, LLC and the City of Seaside
Under Negotiation: Price, Terms or both

Instructions were given to the negotiators.

**D. CONFERENCE WITH LEGAL COUNSEL PURSUANT TO GOVERNMENT
CODE 54956.9 (d)(2)**

Two matters of potential litigation
Authorized the City Attorney to file a lawsuit against the Fort Ord Hostel Society.

12. ADJOURNMENT

With no further business, the meeting adjourned at 8:48p.m.

Respectfully submitted,

Dominique L. Davis, City Clerk

Ian N. Oglesby, Mayor



**CITY OF SEASIDE
STAFF REPORT**

Item No.: 8.B.

TO: City Council

FROM: Greg McDanel, City Manager

BY: Corryn Bennett, Accountant II

DATE: March 19, 2026

SUBJECT: APPROVE AND FILE CITY CHECKS

RECOMMENDATION

Approve and file the accounts payable and wired payments made during the period of December 27, 2025 through February 06, 2026, including the payroll and benefits checks, direct deposits, and wired payments related to the pay period December 29, 2025 through February 05, 2026.

Total Accounts Payable and Payroll for the following periods is:
December 27, 2025 through January 09, 2026 = \$1,295,675.49
January 10, 2026 through January 23, 2026 = \$2,046,661.45
January 24, 2026 through February 06, 2026 = \$2,045,473.39

BACKGROUND

In accordance with Government Code Section 37208, at each City Council meeting, the Council is provided a listing of the payroll and general checks issued since the last report so that the checks can be inspected and confirmed. Each purchase has been reviewed and approved by the department making the purchase at the time of procurement. The invoices have been reviewed by the Finance Department prior to payment to ensure that they conform to the approved budget.

Therefore, in accordance with Government Code Section 37208, the above referenced and linked list of checks conforms to the approved budget and has been paid. These checks are submitted to the City Council for inspection and confirmation.

A description of the checks and wires exceeding \$10,000.00 are as follows:

- \$27,662.23 to CALIFORNIA-AMERICAN WATER for Multiple City water accounts under Cal-Am Water 11/22/25-12/22/25. Service addresses include city buildings, parks, fire hydrants, irrigation stations, and city affordable housing.
- \$25,793.90 to CALIFORNIA-AMERICAN WATER for Multiple City water accounts under Cal-Am Water 12/23/25-01/22/26. Service addresses include city buildings, parks, fire hydrants, irrigation stations, and city affordable housing.
- \$13,284.00 to FRIENDS OF SEASIDE PARKS ASSOCIATION for FY 2025/2026 Community Social Services Grant Reimbursement for pollinator gardens project.
- \$10,107.50 to PARAMETRIX, INC. for Professional developing services through November 28, 2025: On-call traffic engineering services.
- \$17,366.25 to PARAMETRIX, INC. for Professional developing services through December 31, 2025: On-call traffic engineering services.
- \$10,100.00 to DRONESENSE, INC. for Subscription for remote drone UAS Class 1 & 2 license for the Fire Department for the period of 09/15/2025-09/14/2026.
- \$15,518.17 to ATKINSON, ANDELSON, LOYA, RUUD & ROMO for Professional legal services for labor negotiations for the periods of September - December 2025.
- \$11,776.34 to JOHN C GEMMA for Professional network support services for the periods of Oct-Dec 2025; one year subscription renewal for virtual desktop software.
- \$42,100.00 to WEST COAST CODE CONSULTANTS INC for Professional building plan review services for the period of November and December 2025.
- \$29,207.50 to MONTEREY COUNTY DESTINATION MKTG ORG, INC. for Quarter 1 (01/01/2026-03/31/2026) TOT jurisdiction improvement investment.
- \$13,558.17 to GEOSYNTEC CONSULTANTS, INC. for December 2025 invoice for Campus Town environmental services.
- \$11,732.50 to HOPE SERVICES for Maintenance services for the period of December 2025.
- \$149,271.39 to MEYERS NAVE, A PROFESSIONAL CORPORATION for Professional legal services for Seaside Highlands and GPU Litigation through the periods of Sep-Dec 2025.
- \$388,642.15 to JMS CEMENT CONTRACTORS INC for Professional construction services progress payment #3 for Eucalyptus Road infiltration unit repair project and progress payment #4 for PD parking lot renovation project.
- \$34,054.78 to JOSEPH A GOITIA for Professional construction services for the Fire Station No. 1 kitchen renovation for the period of September-November 2025.
- \$685,425.00 to AMERICAN INTEGRATED RESOURCES INC for Professional demolition services for Phase 1b Fort Ord Demolition project through 12/31/2025.
- \$14,000.00 to JOHN E ARRIAGA for Fees for professional services for the periods of Dec 2025-Jan 2026.
- \$15,059.76 to AP ELECTRIC & GENERATORS LLC for Purchase of emergency

- generator/automatic transfer switch at public works corp yard.
- \$15,500.00 to GEOPHYSICAL IMAGING PARTNERS, INC. for Professional services for Watermaster geophysical surveys for the period of 03/06/2025 - 12/31/2025.
 - \$10,000.00 to LSL, LLP for Professional services for GASP Implementation Assistance - GASB 101 through 10/31/2025.
 - \$15,242.00 to LEAGUE OF CALIFORNIA CITIES for 2026 Annual Membership Dues.
 - \$38,034.12 to MONTEREY CO. CONVENTION & VISITOR'S BUREAU for TID (Tourism Improvement District) remittance for the reporting period of November 2025 for the 13 Seaside motels/hotels.
 - \$46,310.86 to MONTEREY CO. SHERIFF-CORONER for Criminal Justice Information System for July 1, 2025 through September 30, 2025.
 - \$13,475.27 to WALLACE GROUP for December 2025 Invoices for projects: Hilby Traffic Calming improvements, San Pablo Traffic Calming improvements and SCSD On-Call Broadway sewer prof svcs.
 - \$48,994.00 to MONTEREY REGIONAL WASTE MGMT. DIST. for 50% FY 2024-2025 Annual Proportionate Share of Costs of CA Senate Bill 1383 Implementation activities.
 - \$60,586.08 to PACIFIC GAS & ELECTRIC for Collective accts for street lights, highway lighting, park lights and city office buildings. Service for the statement period of 11/22/25-12/23/25.
 - \$57,729.89 to U.S. BANK-CALCARD for City of Seaside purchase card transactions for the billing period of December 2025.
 - \$34,982.50 to HARRIS & ASSOCIATES, INC. for Campus Town Phase 2 Demolition services for the period of 10/26/25-11/22/25.
 - \$124,563.90 to HARRIS & ASSOCIATES, INC. for Campus Town Phase 2 Demolition services for the period of 11/23/25-12/31/25.
 - \$57,587.20 to VILLAGE PROJECT INC. for BSCC-Prop 47 Grant invoices for the period of September 2025.
 - \$59,217.58 to DON CHAPIN COMPANY, INC. for On-call engineering services for CIPP Lining of CMP pipes at Elm Ave & Noche Buena Rd through 12/31/2025.
 - \$16,277.74 to MARINA COAST WATER DISTRICT for Recycled water meter services for the period of December 2025.
 - \$27,360.00 to MONTEREY PENINSULA ENGINEERING for Professional construction services for the Lincoln-Cunningham arterial trails project through August 2025.
 - \$15,624.39 to TRAFFIC AND PARKING CONTROL CO., INC for Purchase of flashing stop sign for Broadway Avenue & Calaveras Street.
 - \$11,433.00 to CALIFORNIA JOINT POWERS INSURANCE AUTHORITY for FY 2025-2026 pollution liability insurance program.
 - \$33,659.54 to CIVICPLUS LLC for Annual subscription fee for the period of 01/01/26-12/31/26.
 - \$110,005.21 to KIMLEY-HORN AND ASSOCIATES, INC. for Professional services for Phase 2 Broadway Complete Streets for the periods of Oct-Dec 2025 and

- Intersection Control Evaluation project at Coe and Gen Jim through Dec 2025.
- \$89,775.00 to U.S. BANK ST. PAUL for City of Seaside joint powers financing authority lease revenue bonds (2006 Bayonet and Blackhorse Golf Course project).
 - \$12,755.24 to MONTEREY ONE WATER for SCSD prof. services for Lift Station Maintenance - soft starters replacement.
 - \$10,917.30 to STURDY OIL COMPANY for 2,000 gallons of regular gas (ethanol) and 1,000 gallons of clear diesel delivered to the public works department on 01/06/2026.
 - \$10,677.08 to HUNTINGTON PUBLIC CAPITAL CORP. for Lease contract payment for the Energy Project at City Hall, City Library, and Fire Department locations for the period ending 12/31/25.
 - \$22,595.98 to ENTERPRISE FM TRUST for Monthly payment for (21) leased City vehicles for the period of January 2026.
 - \$16,861.75 to RRM DESIGN GROUP for Professional architectural and engineering services for Fire Station 2 for the period of November 2025.
 - \$108,482.50 to RRM DESIGN GROUP for Professional architectural and engineering services for Fire Station 2 for the period of December 2025.
 - \$24,837.00 to MAZE & ASSOCIATES for City Audit services for fiscal year ending 6/30/2025.

The Net Payroll and Payroll benefits total was \$4,003,419.38.

The remaining checks, totaling \$572,873.92, include payments to vendors for operating expenditures.

The check report is available on the City's website here:
<https://www.ci.seaside.ca.us/194/Check-Draft-Register>

FISCAL IMPACT

There are no additional fiscal impacts.

STRATEGIC PRIORITY

Effective Accessible Governance

ATTACHMENTS

None

Reviewed for Submission to the City Council by:

A handwritten signature in black ink, appearing to read 'G. McDanel', written in a cursive style.

Greg McDanel, City Manager



**CITY OF SEASIDE
STAFF REPORT**

Item No.: 8.C.

TO: Successor Agency to the Redevelopment Agency of the City of Seaside

FROM: Greg McDanel, City Manager

BY: Corryn Bennett, Accountant II

DATE: March 19, 2026

SUBJECT: APPROVE AND FILE SUCCESSOR AGENCY CHECKS

RECOMMENDATION

Approve and file the accounts payable and wired payments made during the period of December 27, 2025 through February 06, 2026, including the payroll and benefits checks, direct deposits, and wired payments related to the pay period December 29, 2025 through February 05, 2026. Total Accounts Payable and Payroll for the above referenced period is \$3,079.75.

BACKGROUND

In accordance with Government Code Section 37208, at each City Council meeting, the Council is provided a listing of the payroll and general checks issued since the last report so that it can inspect and confirm these checks. Each purchase has been reviewed and approved by the department making the purchase at the time of procurement. The invoice has been reviewed by the Finance Department prior to payment to ensure that it conforms to the approved budget.

Therefore, in accordance with Government Code Section 37208, the above referenced and linked list of checks conforms to the approved budget and has been paid. These checks are submitted to the City Council for inspection and confirmation.

A description of the checks and wires exceeding \$10,000 are as follows:

- No checks exceeded \$10,000.

The Checks report is available on the City's website here:

<https://www.ci.seaside.ca.us/194/Check-Draft-Register>

FISCAL IMPACT

There are no additional fiscal impacts.

STRATEGIC PRIORITY

Effective Accessible Governance

ATTACHMENTS

None

Reviewed for Submission to the City Council by:



Greg McDanel, City Manager



**CITY OF SEASIDE
STAFF REPORT**

Item No.: 8.D.

TO: City Council

FROM: Greg McDanel, City Manager

BY: Dominique Davis, City Clerk
Dan Meewis, Assistant City Manager

DATE: March 19, 2026

**SUBJECT: ADOPT A RESOLUTION APPROVING A PROCLAMATION
RECOGNIZING APRIL 24, 2026, AS ARBOR DAY AND TO RAISE
THE ARBOR FLAG FROM APRIL 24–30, 2026**

RECOMMENDATION

Adopt a resolution recognizing Arbor Day and to raise the Arbor Day flag from April 24 to April 30, 2026.

BACKGROUND

The City of Seaside is recognized as a Tree City USA community. To maintain this designation, the City must annually observe Arbor Day through official recognition, including the adoption of an Arbor Day proclamation, which is attached for Council consideration.

In addition, the Parks and Recreation Commission recommends that the Arbor Day flag be raised at City Hall beginning Friday, April 24, 2026, through Thursday, April 30, 2026, in recognition of Arbor Day and the City's continued commitment to urban forestry.

Recognizing Arbor Day aligns with the City's commitment to environmental stewardship and supports community efforts to preserve and expand Seaside's urban tree canopy, which enhances neighborhood beautification, improves air quality, and contributes to a healthy and sustainable environment for residents.

FISCAL IMPACT

There is no fiscal impact.

STRATEGIC PRIORITY

Diverse and Inclusive Community

ATTACHMENTS

1. Arbor Day Proclamation 2026
2. Resolution Arbor Day

Reviewed for Submission to the City Council by:



Greg McDanel, City Manager

**City of Seaside
PROCLAMATION**



**Arbor Day
April 24, 2026**

***WHEREAS**, in 1872, J. Sterling Morton proposed to the Nebraska Board of Agriculture that a special day be set aside for the planting of trees; and*

***WHEREAS**, this holiday, called Arbor Day, was first observed with the planting of more than a million trees in Nebraska; and*

***WHEREAS**, Arbor Day is now observed throughout the nation and the world; and*

***WHEREAS**, trees can reduce the erosion of our precious topsoil by wind and water, cut heating and cooling costs, moderate the temperature, clean the air, produce life-giving oxygen, and provide habitat for wildlife; and*

***WHEREAS**, trees are a renewable resource giving us paper, wood for our homes, fuel for our fires and countless other wood products; and*

***WHEREAS**, trees in our city increase property values, enhance the economic vitality of business areas, and beautify our community; and*

***WHEREAS**, trees, wherever they are planted, are a source of joy and spiritual renewal.*

***NOW THEREFORE, BE IT PROCLAIMED**, that, I, The Honorable Ian N. Oglesby, Mayor of the City of Seaside, California, on behalf of the City Council do hereby proclaim April 24, 2026 as "**Arbor Day**" in the City of Seaside, and I urge all citizens to celebrate Arbor Day and to support efforts to protect our trees and woodlands, and Further, I urge all citizens to plant trees to gladden the heart and promote the well-being of this and future generations.*

*Ian N. Oglesby, Mayor
March 19, 2026*

RESOLUTION NO. 26-XX

A RESOLUTION OF THE CITY COUNCIL OF THE CITY OF SEASIDE

**APPROVING TO RAISE THE ARBOR DAY FLAG ON
APRIL 24, 2026, AND FLY THROUGH APRIL, 30, 2026**

WHEREAS, on June 3, 2021, the City Council designated a list of commemorative observances as codified by the Library of Congress; and

WHEREAS, the City of Seaside adopted the Commemorative Flag Observances and Flag Policy on July 1, 2021; and

WHEREAS, the Arbor Day flag is not specifically identified in the City's Commemorative Flag Observances and Flag Policy, and therefore authorization by the City Council is required prior to raising the flag; and

WHEREAS, the Parks and Recreation Commission has requested the raising of the Arbor Day flag at City Hall beginning Friday, April 24, 2026, through Thursday, April 30, 2026; and

WHEREAS, the City of Seaside is recognized as a Tree City USA community, and to maintain this designation the city must annually observe Arbor Day through official recognition, including the adoption of an Arbor Day proclamation; and

WHEREAS, flying the Arbor Day flag will further demonstrate the City's commitment to environmental stewardship, urban forestry, and the preservation and expansion of Seaside's tree canopy.

NOW, THEREFORE, BE IT RESOLVED that the City Council of the City of Seaside hereby authorizes the raising of the Arbor Day flag at City Hall beginning Friday, April 24,

2026, through Thursday, April 30, 2026, in recognition of Arbor Day and in support of the City's continued efforts to maintain its Tree City USA designation.

PASSED AND ADOPTED at a regular meeting of the City Council of the City of Seaside duly held on the 19th day of March, 2026, by the following vote:

AYES:	COUNCIL MEMBERS:
NOES:	COUNCIL MEMBERS:
ABSENT:	COUNCIL MEMBERS:
ABSTAIN:	COUNCIL MEMBERS:

APPROVED:

Ian N. Oglesby, Mayor

ATTEST:

Dominique L. Davis, City Clerk

APPROVED AS TO FORM:

Sheri L. Damon, City Attorney



**CITY OF SEASIDE
STAFF REPORT**

Item No.: 8.E.

TO: City Council
FROM: Greg McDanel, City Manager
BY: Dominique Davis, City Clerk
DATE: March 19, 2026

SUBJECT: APPROVE APPOINTMENTS TO CITY COMMISSIONS

RECOMMENDATION

Approve the appointment of Cathleen Pryor (Parks and Recreation Commission), Robert Ward (Planning Commission), Joy Anderson (C-JOBS), and Shannon Simpson (C-JOBS).

BACKGROUND

The Mayor appoints members to the City's Boards, Commissions and Committees, which serve as advisory boards to the City Council. The purpose of the advisory boards is to supplement the City Council's skills and abilities to help guide the organization toward its mission. They also serve as an important link between the City Council and the Community by providing direct involvement in policymaking and communication of vital information.

The Mayor makes appointments to these advisory boards, while the City Manager designates Department Heads or other staff members to serve as staff liaisons that regularly attend meetings and provide technical support. All applicants have signed and submitted the Boards and Commissions Code of Conduct.

The Mayor has made the following appointments:

APPLICANT

Cathleen Pryor
Robert Ward
Shannon Simpson

ADVISORY BODY

Parks and Recreation Commission
Planning Commission
Commission on Jobs, Opportunities & Businesses in Seaside

Joy Anderson

Commission on Jobs, Opportunities & Businesses in Seaside

FISCAL IMPACT

None.

STRATEGIC PRIORITY

Effective Accessible Governance

ATTACHMENTS

1. Appointee Application_Shannon Simpson
 2. Appointee Application_Cathleen Pryor
 3. Appointee Application_Robert Ward
 4. Appointee Application_Joy Anderson
-

Reviewed for Submission to the City Council by:



Greg McDanel, City Manager

Application for Appointment to a City Board/Commission/Committee

I'd like to serve on:	Environmental Commission, Commission on Jobs, Opportunities & Businesses in Seaside
Name	Shannon G Simpson
Email Address	Simpson.Shannon.24@gmail.com
Address	1048 Amador Ave
City	Seaside
State	CA
Zip Code	93955
Phone Number	7604209299
Alternate Phone Number	<i>Field not completed.</i>

I have been a resident of Seaside for over 8 years. I hold an M.S. in Nonprofit Administration (LSU–Shreveport), an M.A. in

Please list your background, education, experience, and special skills:

Biology focused on conservation and community engagement (Miami University), and a B.A. from CSU Monterey Bay. I currently serve as the Executive Director of Monterey Audubon Society, where I oversee environmental education programs, habitat and bird conservation initiatives, volunteer coordination, community outreach, fundraising, and policy/advocacy work related to local ecosystems and climate resilience.

My background includes roles with the Pacific Grove Museum of Natural History, Bird School Project, California State Parks, Happy Hollow Park & Zoo, and the Monterey Bay Aquarium. I have extensive experience in environmental education, coastal and watershed ecology, wildlife interpretation, community-based conservation, grant writing, and public communication. I have also led sustainability projects such as waste audits, composting programs, and plastic reduction efforts.

I am a Certified California Naturalist and Project Learning Tree Educator, with skills in program development, policy review, stakeholder engagement, scientific communication, and basic conversational Spanish. My career has centered on environmental stewardship and community awareness, experiences I hope to contribute to Seaside's environmental goals and Climate Action & Adaptation Plan.

Are you willing to file Statements of Economic Interest (Form 700)?

Yes

Are you able to attend meetings during business hours? (Most Boards and Commissions meet after 5 pm)

Yes

Comments:

I am deeply committed to supporting environmental stewardship in Seaside, where I both live and work. My professional background has centered on making conservation actionable at the community level, and I am particularly interested in contributing to the City's Climate Action & Adaptation Plan, local habitat protection, and environmental awareness initiatives. I bring a collaborative, solutions-oriented approach and would welcome the opportunity to support the City Council and staff in advancing Seaside's environmental goals.

Electronic Signature Agreement

I agree.

Electronic Signature

Shannon Simpson

Date	12/11/2025
------	------------

Dear Applicant: As an employer with an Affirmative Action Program, we comply with Federal and State government record keeping, reports and other legal requirements. The completion of this data is voluntary and in no way affects your application to participate on any City Board, Commission or Committee. All data is kept in a separate confidential file by the Affirmative Action Office.

Name	Shannon Simpson
------	-----------------

Ethnic Origin	██████
---------------	--------



City of Seaside

City Clerk's Office

Application for Appointment to a City Board/Commission/Committee

City Manager's Office

MAR 02 2026

Received

City Clerk's Date Stamp

FORM IS FILLABLE ONLINE - IF FILLING BY HAND, PLEASE PRINT CLEARLY

To serve on: CITY OF SEASIDE PARK AND RECREATION COMMISSION! Please list the Board/Commission/Committee that you would like to be considered for

Name: Cathleen Pryor

Address: 2076 Waring St Seaside Ca 93955

Email: CathyPryor25@yahoo.com Telephone: 831-383-9074

Background/Education/Experience/Special Skills (attach additional pages if needed):

Seaside resident over 30 years, recently retired from CHomp, excellent communication skills and customer service. MHS graduate

Briefly describe your desire to be appointed to the above Board Commission or Committee:

My children and grandchildren have all participated in Seaside P.A.L. sports. I've always been impressed with the way it is well-organized. I believe our Recreational services have a lot to offer the youth of our community.

Other private and non-profit affiliations:

If appointed, you will be subject to the following compliance requirements:

- File a Statement of Economic Interests (Form 700) to comply with the Fair Political Practices Commission.
- Undergo Ethics Training to comply with Assembly Bill 1234.
- Attend meetings when scheduled. NOTE: Most Boards and Commissions meet after 5:00 p.m.
- Review and Understand the Boards, Commissions and Committee's Handbook found online here: http://bit.ly/BCCManual
- Accept the position in the event you are appointed:

Cathleen A Pryor (Signature)

2.26.26 (Date)



City of Seaside

City Clerk's Office

City Manager's Office

FEB 03 2026

Received City Clerk's Date Stamp

Application for Appointment to a City Board/Commission/Committee

FORM IS FILLABLE ONLINE - IF FILLING BY HAND, PLEASE PRINT CLEARLY

To serve on: Planning Commission Please list the Board/Commission/Committee that you would like to be considered for

Name: Robert Burton Ward

Address: 1985 Mariposa St.

Email: architectsweb@kva.com Telephone: 531.269.5191

Background/Education/Experience/Special Skills (attach additional pages if needed):

D.S. Chemistry Post Graduate Civil Engineering Stanford U
M.S. Civil Engineering Cal Berkeley
M. Architecture Cal Berkeley

Briefly describe your desire to be appointed to the above Board Commission or Committee:

Resident since 2015. Concern over City Planning issues. Desire to give City benefit of career experience from practice of architecture and teaching at colleges.

Other private and non-profit affiliations:

Member American Institute of Architecture
Post Chairman Municipal Arts Commission City of Berkeley, CA

If appointed, you will be subject to the following compliance requirements:

- File a Statement of Economic Interests (Form 700) to comply with the Fair Political Practices Commission.
- Undergo Ethics Training to comply with Assembly Bill 1234.
- Attend meetings when scheduled. NOTE: Most Boards and Commissions meet after 5:00 p.m.
- Review and Understand the Boards, Commissions and Committee's Handbook found online here: http://bit.ly/BCCManual
- Accept the position in the event you are appointed:

Signature

Date 3 Feb 2026

RESUME:

ROBERT BURTON WARD

Residence: □ 1985 Mariposa tree □ Seaside California □ architectsonweb@msn.com □ 831- 869 -5191

Education:

- **Bachelor Of Science Degree: Stanford University: Chemistry – Civil Engineering**
- **Master of Science Degree: University of California at Berkeley: Civil Engineering**
- **Master of Architecture Degree: University of California Berkeley: Urban Design**
- **Juris Doctor Degree: Whittier College School of Law**

Professional Experience

- **California Architect License: C-9592: Member of American Institute of Architects**
- **California General Contractor License; B-69637**
- **20 Years Plus Experience in the Planning, Design, and Construction Management of Commercial, Institutional, and Custom Residential Projects in California:**
 - **Detailed working knowledge in building codes and building permit processing in California jurisdictions**
 - **Contract administration, field construction, inspection and code compliance enforcement in grading, site utilities, reinforced concrete structures, wood framing, light gauge steel, and structural steel framing, mechanical, electrical, and plumbing systems**
 - **City Planning Assistant: William Spangle & Associates for City of Burlingame California General Plan Preparation**
- **Recognized Construction Industry Expert In Construction Litigation and Mediation:**
 - **Contributing Author: "Contract and Project Administration" In Design Professionals Handbook of Business and Law published by John Wiley & Sons, Inc.**
- **Past Employment as Deputy Building Official for County of Los Angeles Internal Services Department**
- **Professor of Construction Management and Architecture at Hartnell College, Salinas Ca**

Civic Affairs

- **Past Chairman of City of Thousand Oaks California Municipal Arts Commission (Presently Named: City of Thousand Oaks Arts & Cultural Roundtable Advisory Committee)**

Goals and Objectives As Potential Planning Commissioner

Under guidance of adopted Seaside City General Plan Policies and Regulations and based upon past professional and civic experience:

- **Review proposed planning policies and projects submitted to Seaside Planning Commission**
- **Advise and Coordinate with Seaside City Planning Staff and City Council Members to advance orderly City planning policy and construction project development**
- **Make recommendations to Seaside Planning staff and Council Members to improve the image of the City of Seaside, its economic tax base, and quality of life for its residents**



City of Seaside

City Clerk's Office

Application for Appointment to a City Board/Commission/Committee

Reviewed
MAR 09 2026
City Clerk's Office
City Clerk's Date Stamp

FORM IS FILLABLE ONLINE - IF FILLING BY HAND, PLEASE PRINT CLEARLY

To serve on: C-JOBS
Please list the Board/Commission/Committee that you would like to be considered for

Name: JOY G. ANDERSON

Address: 1125 CIELITO COURT

Email: joyanderson.ideasbyjoy@gmail.com Telephone: (831) 869-6336

Background/Education/Experience/Special Skills (attach additional pages if needed):
see attached

Briefly describe your desire to be appointed to the above Board, Commission or Committee:
I have served on C-JOBS as chair and stepped away but now ready to return. I have a passion for promoting economic development

Other private and non-profit affiliations:
Rotary, Monterey Peninsula Chamber of Commerce, Filipino Community.

- If appointed, you will be subject to the following compliance requirements:
- File a Statement of Economic Interests (Form 700) to comply with the Fair Political Practices Commission.
- Undergo Ethics Training to comply with Assembly Bill 1234.
- Attend meetings when scheduled. NOTE: Most Boards and Commissions meet after 5:00 p.m.
- Review and Understand the Boards, Commissions and Committee's Handbook found online here: http://bit.ly/BCCManual
- Accept the position in the event you are appointed:

Signature Joy Anderson

Date 3/13/26

JOY GONZALES ANDERSON

Joy Gonzales Anderson, a Carmel native, is a respected leader in the Monterey community with a significant history of service in various local organizations. Her leadership in the Monterey Peninsula Chamber, including a term as Chair in 2011, and her two-term board membership with the Monterey County Convention & Visitors Bureau, underscore her deep involvement in the business sector.

Her commitment to community development is evident from her participation in Leadership Monterey Peninsula (class of 1986), advisory roles for Gathering for Women and Community Builders for Monterey County, and her work with the YWCA of Monterey County. In Seaside, she chaired the C-Jobs Commission and contributed to public health and cultural initiatives, including the Vaccine Action Team and the Broadway STARS committee.

A notable figure in Rotary, Joy served as District Governor, overseeing 57 clubs, and was the founding member and Charter President of the Rotary Club of Monterey Bay Passport. In 2025 Joy was awarded the Rotary Service Above Self Award by the Rotary International Board of Directors. This award is restricted to only 150 members globally each year. Her contributions have been recognized with other awards like the Robert C. Littlefield Lifetime Achievement Award and the Outstanding Woman of Monterey County title.

In her hospitality career, Joy held key roles, including Regional Vice President of Operations and Director of Human Resources, and was a Corporate Trainer for Best Western International.

Before retiring, she was the Interim CEO for the Monterey Peninsula Chamber of Commerce.

Now focusing on volunteering and business advocacy, Joy lives in Seaside, enjoying her retirement with her four children and nine grandchildren. Her extensive experience and commitment to community service make her an integral part of the Monterey community's fabric.



**CITY OF SEASIDE
STAFF REPORT**

Item No.: 8.F.

TO: City Council

FROM: Greg McDanel, City Manager

BY: Dan Meewis, Assistant City Manager
Kee Hyon Higgins, Recreation Supervisor

DATE: March 19, 2026

SUBJECT: APPROVE A MAYOR'S YOUTH FUND CONTRIBUTION REQUEST OF \$3,000.00 FROM MONTEREY PENINSULA UNIFIED SCHOOL DISTRICT TO ASSIST WITH THE COSTS ASSOCIATED WITH THEIR 2026 MPUSD UPCYCLED PROM CLOSET

RECOMMENDATION

Approve the request.

BACKGROUND

Monterey Peninsula Unified School District is requesting a donation of \$3,000.00 from the Mayor's Youth Fund to cover the costs associated with their 2026 MPUSD Upcycled Prom Closet. This event is designed for youth ages 14 to 18 years and supports both Seaside and Central Coast High Schools within Seaside. It also supports Monterey and Marina High Schools. This annual event allows unduplicated student population (unhoused, fostered, and low income) access to this common rite of passage. It does this without highlighting or putting the financial reality their families or them as individuals on display. It teaches the importance of saving and the value of a hard-earned dollar. It also exposes students to tasks such as event planning, fundraising, community service, styling, clothing mending and alteration and recycling. This event keeps clothing out of landfills and is actually in line with SB-707, the Responsible Textile Recovery Act of 2024. It shows that the school district and the local community care about the students. This event is also a great advertising opportunity and a tax write-off for local businesses. It also provides a fun volunteering opportunity for community members looking to give back to their community.

Based on the information in the application, the request meets the criteria for the

Mayor's Youth Fund Policy. This has been approved by the MPUSD Superintendent. This is the first time that Monterey Peninsula Unified School District has requested a donation.

FISCAL IMPACT

This request would be funded by a donation from the Green Waste Recovery's donation to the Mayor's Youth Fund. The current balance of the Mayor's Youth Fund account (601-2106) is \$26,122.20. If the City Council approves this request, the balance will decrease to \$23,122.20. This is for fiscal year 2025/26.

In the event that all the funds in the Mayor's Youth Fund become exhausted, staff will keep a file of all applications. Once Green Waste issues the next round of funding, all applications on file will be processed at the next available City Council meeting.

STRATEGIC PRIORITY

Diverse and Inclusive Community

ATTACHMENTS

- 1. MYF Monterey Peninsula Unified School District - Upcycled Prom Closet 2026
- 2. Superintendent Approval - Monterey Peninsula Unified School District - Upcycled Prom Closet 2026

Reviewed for Submission to the City Council by:



Greg McDanel, City Manager

Mayor Youth's Contribution Request

MAYOR'S YOUTH FUND POLICY

Purpose

The Mayor's Youth Fund provides supplemental financial assistance to Seaside youth and youth-serving organizations that enhance well-being, leadership, civic engagement, recreation, environmental sustainability and/or climate resilience. The Mayor's Youth Fund Policy has been developed to standardize the evaluation of contribution requests and ensure that the funds are used appropriately to serve the City's youth.

Eligible Applicants

Contributions will only be made to, or on behalf of, students or organized groups, such as schools and non-profit organizations based in Seaside and/or serving a majority of Seaside residents (50%) that are 18 years old or younger or enrolled in high school. Faith based organizations may apply for contributions from the Mayor's Youth Fund if the funding is not used to support religious activities such as: Religious instruction, Sunday School, and Worship. In addition, activities funded by the Mayor's Youth Fund must be open to all persons without regard to their religious affiliation.

Allowable Expenditures

Eligible expenditures may include:

- Event or program costs such as field or facility rental, entry fees, or supplies.
- Equipment or uniforms directly supporting youth participation in extracurricular, athletic, cultural, or environmental programs.
- Transportation or travel expenses directly tied to eligible events
- Stipends or payments for qualified referees or contracted service providers directly supporting an approved youth event, program, or tournament.
- Materials or supplies advancing environmental sustainability, climate resilience, clean-energy awareness, conservation, waste-reduction efforts, community stewardship, or civic engagement.

The following expenses are not eligible: standard classroom supplies, textbooks, staff salaries or stipends, religious or political activities, personal gifts, activity rewards, or food and entertainment unrelated to program activities.

School Coordinated Funding Requests

Funding requests coordinated through schools may be considered when:

- The project provides a clear municipal or community benefit.

- Requests supplement but do not supplant school district funding.
- The activity involves collaboration with Seaside businesses, organizations, or City departments.
- The application includes written approval from the school principal of the participating school or an authorized district administrator confirming the project aligns with district policy and is not otherwise fully funded.

Submittal of Contribution Requests

In order to request a contribution, the following information must be provided in writing:

- Name of the organization, person(s) benefiting, proposed use of the funds, total amount needed.
- Description of other fundraising or contributors.
- An explanation of how the group, activity, or event will benefit Seaside youth.
- A written description of how the proposed activity or event contributes to environmental sustainability and climate resilience, which may include: waste reduction, recycling, reuse, pollution prevention, clean-energy or solar-powered education, water conservation, habitat restoration, community stewardship, or other practices that support a healthy and sustainable Seaside.
- How this request will provide a municipal benefit (i.e., benefit the community).
- Proof of non-profit status (not a taxpayer's I.D. number) and a current W-9 form.
- If the request originates from a school or district-affiliated program, written sign-off by school principal or appropriate school district administrator must accompany the application.

Incomplete applications will not be forwarded for Council consideration.

Evaluation Process & Criteria

Funding requests are subject to City Council approval following staff review for eligibility and completeness. Evaluation will consider:

- Scholastic, athletic, music, environmental and art activities will be considered for funding based on the quality of the proposed activity.
- Evidence that the activity or event contributes to environmental sustainability and climate resilience, such as waste-reduction practices, recycling and reuse efforts, clean-energy or solar-power learning, conservation initiatives, habitat restoration, or community stewardship projects that support a healthy environment.
- Contributions requests will be accepted from individuals and can be made to an organization on behalf of an individual member or student.
- Contributions are only paid to organizations, such as non-profit groups and schools.

- Contributions are intended to fund actual costs related to an event or activity. (Please see “Payment Process” information provided below.)
- Contributions from the Mayor’s Youth Fund are not intended to be the sole source of funds for an organization or program and will only be made to supplement other fundraising activities.
- How this request will provide a municipal benefit (ie., benefit the community).

Contribution Limits

In order to equitably distribute funds available in the Mayor’s Youth Fund, the following contribution guidelines have been developed, although all contributions are subject to the discretion of the City Council.

<i>Individuals</i>	<i>25% of total cost of activity (not to exceed \$1,000)</i>
<i>Groups (≤ 20 persons)</i>	<i>up to \$1,500</i>
<i>Groups (≥ 21 persons)</i>	<i>up to \$3,000</i>

Funding is limited to one contribution per applicant or organization within a twelve-month period.

Funding Requirements

- Submit the Mayor’s Youth Fund Closing Report within 60 days of event, activity, or program completion. Applicants that do not furnish the report may not apply for funds for the following year.
- A representative from the organization is required to be at the Council meeting, or attend virtually, for their application to be heard. If no representative is present then the agenda item will be postponed to another City Council meeting upon notification by the applicant.
- Incomplete applications will not be forwarded for Council consideration; applications not answering the question related to reduce, reuse or recycle/environmental sustainability **AND** municipal benefit are considered incomplete.

Individual Requests

Please attach an itemized list of all expenses. Amount of donation may not exceed 25% of the total cost of the activity and not exceed \$1,000.

Payment Process

If a contribution is approved by the City Council, payment will be made to the authorized organization or directly to the vendor selected by the authorized organization after submittal

of a receipt or the presentation of actual invoices. No funding payments shall be made directly to individuals, ensuring compliance with municipal auditing standards.

Submission

All requests will be considered before the City Council and you will be notified of the specific date your item is placed on the agenda.

(Section Break)

MAYOR'S YOUTH FUND CONTRIBUTION REQUEST

CONTACT INFORMATION

Name of Organization	Monterey Peninsula Unified School District
Name	Maiiaka Velazquez MPUSD Area Four Trustee
Email Address	mvelazquez@mpusd.k12.ca.us
Address	700 Pacific Street
City	Monterey
State	CA
Zip Code	93940
Phone Number	8316451200
Additional Phone Number	4806425236
Percentage of Residents or Students of Seaside	chrome-extension://efaidnbnmnibpcjpcglclefindmkaj/ https://go.boarddocs.com/ca/mpusd/Board.nsf/files/DCXR6B6BEA88/\$file/Seaside%20High%20School%20(1).pdf
Number of Participants	300
Ages of Participants	14-18

(Section Break)

CRITERIA

Applicants must meet at least one of the following criteria to be eligible for funding. Please select one or more from the following list:	Environmental, Other
Other	2026 MPUSD Upcycled Prom Closet

Is funding a reward for one of these activities?	Yes
1. Description of event, activity or program funding pertains to:	<p>This is a clothing drive event where students receive free formalwear for prom. this clothing can often also be used interviews and/or internships at a later date. The event supports both Seaside and Central Coast High Schools within Seaside. It also supports Monterey and Marina high Schools.</p> <p>This annual event allows our unduplicated student population (unhoused, fostered and low income) access to this common right of passage. It does this without highlighting or putting the financial reality their families or them as individuals on display. It also teaches the importance of saving and the value of a hard earned dollar.</p> <p>As stated above, students are never charged and have the potential of leaving the event with clothing, shoes, accessories, beauty products, prom related services and possibly their meal for the evening of prom or the "promposal." The latter is a new trend since students no longer send notes and ask their potential date to check yes or no.</p> <p>This will be our third event and it is always inclusive (clothing from size 00 to 26 or extra small to 4XI). It is also a great advertising opportunity and tax write off for local business. It also provides a fun volunteering opportunity for community members looking to give back to their community.</p>
Attach Additional Information as Necessary	<p>Approval Letter from PK Diffenbaugh.pdf</p>
2. Description of how funds will be specifically used for youth groups, activities and events	<p>When people think of prom drives they often think of beautiful gowns and or dresses. They rarely consider those students that prefer to wear suits and that often have to deal with the stigma of "traditional" expectations such as the cost for tickets, corsages, pictures, and transportation. This, all on top of the cost of their suit or tuxedo. it can be very costly for these individual students and/or their families. A 2023 study showed that students were paying between \$300 and \$2000 for prom before the cost of transportation. Please see our short presentation below for more information on that study.</p> <p>So, we would like to provide a Men's Wearhouse suit/tuxedo rental after the event for those students that do not find a suit or tuxedo at the drive. Depending on the amount the city would award, a select number of these students would be provided with a free suit/tuxedo rental. So if the city covered the cost of five or ten and 30 students signed up, five or ten of those students would be drawn in a blind lottery and awarded the free rentals from the city.</p> <p>https://bit.ly/2026MPUSDUPC</p>

3. Describe how the event, activity, or program contributes to environmental sustainability and climate resilience.	This keeps clothing out of landfills and is actually in line with SB-707 the Responsible Textile Recovery Act of 2024. Please see our short presentation by visiting the link below: https://bit.ly/2026MPUSDUPC
---	--

4. Description of how the event, activity, or program has a municipal community benefit:	This is providing a service to the communities of Seaside, Monterey and Marina through the participation of community members and local businesses supporting our greatest treasure, our children. To be more specific, those children transitioning into adulthood. This will give most of them what will be their last celebration with friends and classmates as children. This is so important when you consider how fast the world speeds up after prom and graduation. Not to mention, the immediate weight of the societal expectations put on these new adults.
--	---

This event also exposes them to tasks such as event planning, fundraising, (with this year's fashion shows) the modeling career path, allows for community service (even student community service hours for their college resumes), styling, clothing mending and alteration and more. I also believe this event highlights the care this school district and our local community has for these children.

5. What other fundraising activities are you participating in to fund your event, program, or activity? What other funding sources will supplement your requests?	We have local sponsors for clothing, food, printing services, prom related products and services, decorations, and the city gave us use of the venue. Also, those participating to put on the event are ALL volunteering their time.
---	--

Total Amount Requested:	3000
-------------------------	------

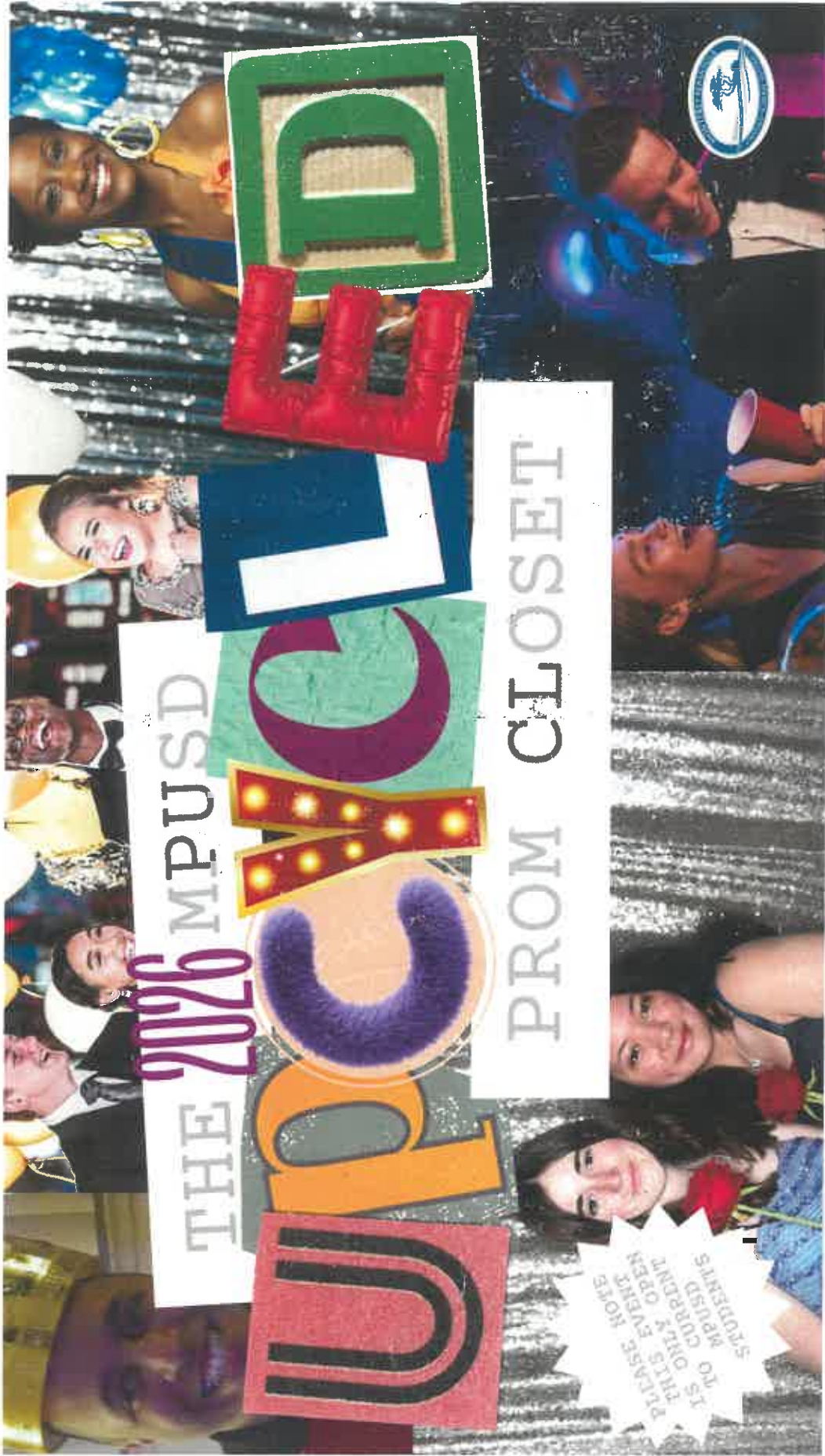
School-affiliated requests require district approval	This is approved by MPUSD Superintendent Diffenbaugh. Please see the document attached above. We listed the max above because that will purchase more rentals, but we understand if we are awarded less.
--	--

Electronic Signature Agreement	I agree.
--------------------------------	----------

Electronic Signature	Maiaika Velazquez, MPUSD Area 4 Trustee
----------------------	---

Date	3/3/2026
------	----------

Email not displaying correctly? [View it in your browser.](#)





Our District

Monterey Peninsula Unified School District has four high schools. Our three traditional sites are Marina, Monterey and Seaside High Schools. Central Coast High School is our amazing continuation high school. We have over 3,000 high school students. At this time, Central Coast High School does not currently hold a formal dance. Though, that could possibly change in the future.

WHAT DOES IT MEAN TO



up·cy·cle verb

"The act of taking something no longer in use and giving it a second life and new function. In doing so, the finished product often becomes more practical, valuable and beautiful than what it previously was."

Upcyclethat.com

WHY SHOULD WE UPCYCLE? FROM THE FUTURELEARN.COM "UPCYCLE BENEFITS LIST"

- 01 **SAVING MATERIALS FROM LANDFILLS**
THESE DAYS, MANY BRANDS AND DESIGNERS ARE MAKING VERY COOL STUFF FROM OLD STUFF. PLENTY OF ITEMS THAT WERE ONCE EN ROUTE TO LANDFILLS HAVE BEEN RECLAIMED BY SOME VERY CREATIVE PEOPLE.

- 02 **REDUCING WHAT GOES INTO LANDFILLS**
WE'VE BECOME SO USED TO THINGS BEING MASS MANUFACTURED AND MADE IN A HEARTBEAT THAT WE BUY THINGS AS QUICKLY AS WE THROW THINGS AWAY.

- 03 **MINIMAL USE OF NATURAL RESOURCES**
UPCYCLING EXISTING RESOURCES MEANS THAT WE DON'T HAVE TO USE ANY NEW RAW MATERIALS IN THE PRODUCTION PROCESS. DID YOU KNOW THAT IT TAKES 2,700 LITERS OF WATER TO PRODUCE THE COTTON NEEDED TO MAKE A SINGLE T-SHIRT?

- 04 **CELEBRATING ARTISANAL WORK AND OLD SCHOOL CRAFTSMANSHIP**
BEHIND EVERY UPCYCLED PRODUCT, IS A ARTIST WHO STRONGLY BELIEVED IN A LEVEL OF CRAFTSMANSHIP AKA SWAG THAT WE JUST DON'T SEE VERY MUCH ANYMORE.

- 05 **REDUCED MANUFACTURING COSTS**
IF DESIGNERS (WELL KNOWN, BUDDING ARTISTS OR JUST SLAYERS OF FASHION) GIVE RECLAIMED MATERIALS NEW LIFE, THIS CAN DRASTICALLY REDUCE COSTS. FOR STUDENTS, THIS MEANS GETTING A GREAT DEAL ON FORMAL WEAR FOR PROM.

- 06 **ONE-OF-A-KIND ITEMS**
WHETHER YOU'RE BUYING READY TO WEAR VINTAGE GEAR OR UPCYCLING A PIECE INTO SOMETHING NEW, THE ABILITY TO DO SO IS A GREAT SKILL TO POSSESS. IT IS ALSO NICE TO KNOW THAT YOU HAVE SOMETHING THAT IS ONE OF A KIND AND THAT YOU COMPLETELY JUST SIDESTEPED A "WHO SLAYED IT BEST" COMPARISON.

Fast Fashion: How Much Water Did it Take to Make Your Outfit?

You would be surprised to know just how much water goes into these basic wardrobe staples.

- A Cotton T-Shirt: 2,700 Liters
- A Pair of Jeans: 3,781 Liters
- A Pair of Shoes: Over 8,000 Liters

TO SEE THE FULL ARTICLE ON "THE BENEFITS OF UPCYCLING" BY FUTURE LEARN, PLEASE VISIT THE WEBSITE BELOW:
[HTTPS://WWW.FUTURELEARN.COM/INFO/COURSES/UPCYCLING-FOR-CHANGE-FROM-GREEN-IDEAS-TO-STARTUP-BUSINESSES/0/STEPS/67694](https://www.futurelearn.com/info/courses/upcycling-for-change-from-green-ideas-to-startup-businesses/0/steps/67694)



4.9/5

los to
ornia for
g the first
s to pass an
tual textile
upcycling
law.

PROM DRIVES ALSO COMPLIMENT STATE SB-707 THE RESPONSIBLE TEXTILE RECOVERY ACT OF 2024

waste has been supercharged by the rise of fast fashion. "Fast fashion" is
sh to the design, creation, and marketing of clothing that emphasizes making
rends quickly and cheaply available to consumers. Retailers and producers
om frequently updating styles to incentivize shopping. Fast fashion has
ed to a global doubling of clothing production from 2000 to 2014. Fast
rovides clothes to consumers for lower prices, but sacrifices the quality
rity of garments in the process: this leads to more waste"

or Analysis, Background, Page 5

ginfo.legislature.ca.gov/faces/billAnalysisClient.xhtml?

2320240SB707#

ose of the law is to divert postconsumer apparel and textile
from landfills and to place the responsibility for the end of
those items back on the producer. Based on this, prom drives
ist both producers and our landfills in that diversion process.



JUST LOOK AT THE COSTS FOR 2025
THE COSTS FOR AMARRA


- PROM TICKETS \$150 - \$200
- PROM DRESS \$40 - \$80
- SHOE \$10 - \$50
- ACCESSORIES \$45 - \$200
- **CORSAGE OR BOUTONNIERE \$15 - \$60**
- **HAIR, MAKEUP, NAILS, AND SKINCARE \$50 - \$350**
- **THE LIMO \$90 - 200 PER HOUR**

A PRICE RANGE OF \$375 TO \$2040 AND THAT DOESN'T EVEN INCLUDE THE HOURLY COST OF TRANSPORTATION

TO SEE THE FULL BLOG ON "PROM COSTS: HOW MUCH WILL ATTENDING PROM 2023 COST?" BY AMARRA, PLEASE VISIT THE WEBSITE BELOW:
[HTTPS://WWW.AMARRA.COM/PROM/PROM-COSTS-HOW-MUCH-WILL-ATTENDING-PROM-2023-COST](https://www.amarra.com/prom/prom-costs-how-much-will-attending-prom-2023-cost)



6 / 37



So, why would a school district feel the need to hold a prom drive?

Well that and by holding a prom drive, we help the environment and make prom that much more affordable for students that may not otherwise be able to participate.

Lincolnview Beta Club pres.
Say Yes to Prom Dress
 COLLECTION DRIVE & GIVEAWAY
 FREE PROM DRESSES FOR AREA HIGH SCHOOLERS
 (Must be present) to help 2020-2021 Prom! (No cash for no shop for a
 dress will be included)
 EVENT INFO
 1. Prom Dress Collection Drive: 3/15-3/25
 2. Prom Dress Giveaway: 3/26-3/27
 3. Prom Dress Giveaway Location: 1000 N. Lincoln St., Lincoln, IL 62524

Central Borough Queens Youth
 In Honoring A
Prom Dress Drive
 Saturday, April 24, 2023
 11am to 5pm

Prom DRIVE
 March 1st thru May 1st
 Donations accepted Everyday between
 the hours of 11am to 5pm.
 Any questions or for more information,
 contact
 Rha @ 932-290-2021 | Mary 932-856-5554
 Sponsored By The I...
 DELTA SIGMA



Also, be sure to check out these tips from CVF Credit Union for

SLAYING YOUR PROM WITHOUT SLAYING YOUR WALLET

- SHOPPING SALES AND SECONDHAND STORES, MANY STORES HAVE CLEARANCE SECTIONS, WHERE YOU CAN FIND BEAUTIFUL DRESSES AND TUXEDOS AT A FRACTION OF THE ORIGINAL COST.
- RENTING PROM ATTIRE. THIS OPTION ALLOWS YOU TO WEAR A HIGH-QUALITY DESIGNER DRESS OR TUXEDO WITHOUT SPENDING A FORTUNE.
- SHOP AROUND FOR DRESSES AND TUXES. COMPARE PRICES AT DIFFERENT STORES BEFORE MAKING A DECISION. YOU MAY FIND A BETTER DEAL ONLINE OR AT A CONSIGNMENT SHOP.
- **SHOP THE FREE MPUSD UPCYCLE CLOSET**
- BORROW JEWELRY AND ACCESSORIES. THIS CAN SAVE YOU A LOT OF MONEY INSTEAD OF BUYING NEW PIECES.
- RENT A LIMO. THIS IS A CLASSIC OPTION THAT WILL MAKE YOU FEEL LIKE A CELEBRITY. JUST BE SURE TO SPLIT THE COST WITH YOUR FRIENDS.
- TAKE A PARTY BUS. THIS IS A GREAT OPTION IF A LARGE GROUP OF FRIENDS ARE GOING TO PROM TOGETHER. EVERYONE CAN SPLIT THE COST OF THE BUS RENTAL.
- DRIVE YOURSELF OR CARPOOL WITH FRIENDS. THIS IS THE MOST AFFORDABLE OPTION IF YOU'RE NOT WORRIED ABOUT ARRIVING IN STYLE.



TO SEE THE FULL ARTICLE ON HOW TO SAVE MONEY WITHOUT SACRIFICING FUN, VISIT [HTTPS://WWW.MYCV.ORG/PROM-ON-A-BUDGET-TIPS-FOR-SAVING-MONEY-WITHOUT-SACRIFICING-FUN/](https://www.mycv.org/prom-on-a-budget-tips-for-saving-money-without-sacrificing-fun/)



2026 WILL BE BIGGER AND BETTER!!!

WITH EACH YEAR, THE MPUSD UPCYCLED PROM CLOSET HAS GOTTEN BIGGER AND BETTER. WE ARE SO THANKFUL TO OUR LOCAL COMMUNITY MEMBERS AND ALL THE BUSINESSES THAT HAVE CONTINUED TO SUPPORT THIS EFFORT.

SCAN THE QR CODE TO SEE THE KSBW 8 COVERAGE OF THE 2025 MPUSD UPCYCLED PROM CLOSET.





MAJOR GOAL FOR 2026

This year we have a MAJOR GOAL and we need everyone to lock in. Last year we had over 150 dresses and gowns. Not only that, we had beautiful accessories. Yet, we had only a small number of suits, tuxedos, separates and accessories. So this year we have a goal of 30 TO 40 SUITS AND/OR TUXEDOS, SEPARATES AND ACCESSORIES. WE CAN DO THIS!!!

11 / 17





Clothing, such as tuxedos and evening gowns, for formal social occasions.

Clothing is like new or in very good condition, clean and free of stains.

formalwear

for·mal·wear

gently used

gen·tly yōozd



WE ARE ACCEPTING NEW OR GENTLY USED WASHED OR DRY CLEANED ITEMS THAT ARE READY TO WEAR. ITEMS WITH STAINS WILL NOT BE ACCEPTED.

ACCEPTABLE ITEMS FOR DONATION:

TUXEDOS, BUSINESS SUITS AND FORMAL SEPARATES (SUCH AS JACKETS, VESTS, CUMBERBUNDS, SUSPENDERS AND SLACKS)

FORMAL DRESSES OR GOWNS AND FORMAL SEPARATES (SUCH AS SHAWLS, JACKETS, TOPS AND SKIRTS)

NECKWEAR (SUCH AS SCARVES, ASCOTS, NECK TIES AND BOW TIES)

FORMAL SHOES

We are not accepting athletic shoes, hair accessories (with the exception of hats) or handkerchiefs.

MPUSD UPCYCLED PROM CLOSET WISH LIST

- FUN PRIZES (AMUSEMENT PARKS, AIR RIDES, MOVIES, ETC.)
- RESTAURANT GIFT CARDS FOR \$50 TO \$100
- PHOTOGRAPHY PACKAGES (FOR HOME PHOTOGRAPHS OR POSSIBLY ONE OR ALL THREE OF OUR PROM EVENT'S)
- PROM TICKET PACKAGE SPONSORSHIP
- TRANSPORTATION PACKAGES (SEDAN, LIMO, SUV OR PARTY BUS - ROUND TRIP),
- RETAIL GIFT CARDS FOR FORMALWEAR, ACCESSORIES AND/OR SERVICES
- BOUTONNIERE AND CARDSME LETTER (BEST AS FLORIST GIFT CARDS OR DONATED PREPAID OR VISA)
- BEAUTY SUPPLY/GROOMING GIFT CARDS OR COUPONS (FOR PROM RELATED SERVICES SUCH AS HAIR PRODUCTS, NAILS, LASHES, TANNING, BEAUTY SUPPLIES, BARBER SHOPS, BEAUTY SALONS, ETC.)
- ACCESSORIES (JEWELRY, PURSES, TIES, HAWLS, FOOTWEAR, ETC.),
- AT LEAST 30 TO 50 TUXEDOS, SUITS AND SEPARATES,
- AND AS MANY DRESSES, GOWNS OF ALL SIZES THAT OUR RACKS CAN HOLD!



14 / 17

Potential Tax Deduction

We are accepting the things remaining after an event as a charitable deduction through their contribution to the community partner.



Participating Organizations and Local Businesses

We will be giving away all surplus off policy, job cuts, or surplus inventory from local businesses, the youth related services. This will include their own staff, surplus, displays, furniture, equipment, supplies, the facility, and more.



We are accepting clothes from now until February 27

Donation of Remaining Clothes

After the challenge is over, we will allow participants to nominate 1 out of a list of local nonprofit organizations to which remaining clothing will be donated. This clothing will be donated the following week to the chosen nonprofit organization.



PLEASE NOTE THIS EVENT IS ONLY OPEN TO CURRENT MPUSD STUDENTS

The MPUSD Upcycled Closet

March 7, 2026

Date: 11am-2pm

IF YOU HAVE ANY QUESTIONS OR CONCERNS, PLEASE CALL:

MPUSD DISTRICT OFFICE 831.645.1204
TRUSTER VELAZQUEZ 480.648.5236

January Date TBD
Friday, March 6, 2026 4pm to 8pm
Saturday, March 7, 2026 10am to 3pm

*MPUSD 2024
Upcycled Prom Closet*

Scan me

CALLING ALL VOLUNTEERS

The 2024 MPUSD Upcycled Prom Closet could not have been a success without the participation and support of our staff, students, families, community members, community partners, local businesses and government entities.

We are looking for volunteers to assist with decorations, swag bags, clothing, sign in, raffle, refreshments, photography and music.

For all volunteer inquiries please scan the QR above or contact:
 MPUSD District Office 831.645.1204 or Trustee Velazquez 480.648.5236



IF YOU HAVE ANY...

Questions?

Comments?

Ideas?

PLEASE CALL
 MPUSD DISTRICT OFFICE 831.645.1204
 TRUSTEE VELAZQUEZ 480.648.5236



Maiiaka Velazquez <mvelazquez@mpusd.k12.ca.us>

Prom Drive

2 messages

PK Diffenbaugh <pkdiffenbaugh@mpusd.k12.ca.us>
To: Maiiaka Velazquez <mvelazquez@mpusd.k12.ca.us>
Cc: Daniel Meewis <DMeewis@ci.seaside.ca.us>

Tue, Mar 3, 2026 at 3:12 PM

Trustee Velazquez,

As the Prom Drive is an event sponsored by MPUSD I believe it is eligible for the Mayor's Youth Fund. I support the application to the Mayor's Fund provided that Seaside City Staff review it and determine that it meets the qualifications laid out by the Council for eligible applications.

--
Take care,

PK

PK Diffenbaugh
(He/Him/His)
Superintendent
Monterey Peninsula Unified School District

Daniel Meewis <DMeewis@ci.seaside.ca.us>

Tue, Mar 3, 2026 at 3:16 PM

To: Maiiaka Velazquez <mvelazquez@mpusd.k12.ca.us>, PK Diffenbaugh <pkdiffenbaugh@mpusd.k12.ca.us>

Hi PK.

Thanks for your confirmation.

Thanks!

Dan Meewis
Assistant City Manager
 **SEASIDE**
CALIFORNIA
831.899.6821

>>> PK Diffenbaugh <pkdiffenbaugh@mpusd.k12.ca.us> 3/3/2026 3:12 PM >>>

[Quoted text hidden]



**CITY OF SEASIDE
STAFF REPORT**

Item No.: 8.G.

TO: City Council

FROM: Greg McDanel, City Manager

BY: Thomas Korman, Public Works Director/City Engineer
Leslie Llantero, Assistant Engineer

DATE: March 19, 2026

**SUBJECT: ADOPT A RESOLUTION AUTHORIZING THE SUBMISSION OF
THE ACTIVE TRANSPORTATION PROGRAM GRANT
APPLICATION FOR ADA TRAIL AND ABUTMENT
IMPROVEMENTS TO THE SAN PABLO BRIDGE**

RECOMMENDATION

Authorize submission of the grant application.

BACKGROUND

The Active Transportation Program (ATP) is a competitive statewide grant program designed to increase walking and bicycling by funding projects that improve safety, mobility, and access for pedestrians and cyclists. ATP Cycle 8 is expected to provide approximately \$574 million in funding from federal sources, State Senate Bill 1 (SB1), and the State Highway Account (SHA). Funding is anticipated to be programmed for fiscal years 2027/28, 2028/29, 2029/30, and 2030/31.

The San Pablo Bridge Demolition and Reconstruction Project (Project) previously received a federal appropriation of \$850,000; however, additional funding is needed for improvements to the bridge abutments and the construction of accessible pedestrian and bicycle trail connections. In the previous ATP cycle, the City applied for \$2.7 million in funding for this project. Although the Project was not selected for funding, the application received a high evaluation score, indicating the project is competitive and well aligned with the goals of the ATP program.

The San Pablo Pedestrian Bridge spans San Pablo Avenue between Yosemite Street and Mescal Street, connecting Manzanita Stuart Park and Lincoln Cunningham Park and

providing direct access to the rear entrance of the International School of Monterey. The bridge has historically served as an important Safe Routes to School connection, allowing students, families, and community members to travel between neighborhoods, parks, and schools without crossing high-volume vehicle traffic along San Pablo Avenue.

Due to structural deficiencies, the bridge has been closed since November 2022, forcing pedestrians and students to cross San Pablo Avenue at nearby intersections that experience high traffic volumes during school drop-off and pick-up periods. The proposed Project will demolish and replace the existing bridge and restore a safe, accessible, grade-separated pedestrian and bicycle crossing, improving safety while reestablishing a key multimodal connection within the community. The project is currently in the design phase.

Pursuant to the City's Administrative Policy on Grant Management, all grant applications equal to or exceeding \$10,000 require City Council approval. The policy requires the City Council to adopt a resolution that:

1. Approves the filing of the grant application;
2. Certifies the proposed project is consistent with the City's General Plan goals and objectives;
3. Certifies that sufficient funds will be available to operate and maintain the project; and
4. Appoints the City Manager as the City's authorized agent for the project.

The proposed Project is consistent with the City's General Plan, specifically Goal M-3, which supports pedestrian facilities that connect land uses, address safety concerns, and advance land use and urban design objectives, and Goal M-7, which promotes a safe transportation system that eliminates traffic-related fatalities and reduces non-fatal injury collisions. By restoring a safe pedestrian and bicycle crossing along a Safe Routes to School corridor, the project advances the City's goals of improving multimodal connectivity, pedestrian safety, and access to schools, parks, and neighborhoods.

FISCAL IMPACT

The San Pablo Bridget Demolition and Reconstruction Project is underfunded. Submission of the grant applications will request full funds for the design and construction of the Project.

STRATEGIC PRIORITY

Community Safety & Quality of Life, Enhanced Physical Infrastructure & Abundant Water Supply

ATTACHMENTS

1. Resolution
-

Reviewed for Submission to the City Council by:



Greg McDanel, City Manager

RESOLUTION NO. 26-XX

A RESOLUTION OF THE CITY COUNCIL OF THE CITY OF SEASIDE

AUTHORIZING THE SUBMISSION OF THE ACTIVE TRANSPORTATION PROGRAM GRANT APPLICATION FOR ADA TRAIL AND ABUTMENT IMPROVEMENTS TO THE SAN PABLO BRIDGE

WHEREAS, the Active Transportation Program (ATP) is a competitive statewide grant program intended to increase the use of active modes of transportation, including walking and bicycling, by funding projects that improve safety, mobility, and access for pedestrians and cyclists; and

WHEREAS, ATP Cycle 8 is expected to include approximately \$574 million in funding from Federal sources, State Senate Bill 1 (SB1), and the State Highway Account (SHA), with funding programmed for fiscal years 2027/28, 2028/29, 2029/30, and 2030/31; and

WHEREAS, the City's Administrative Policy on Grant Management requires City Council approval for grant applications equal to or exceeding \$10,000, including adoption of a resolution approving the filing of the application; and

WHEREAS, the San Pablo Pedestrian Bridge crosses San Pablo Avenue between Yosemite Street and Mescal Street, connecting Manzanita Stuart Park and Lincoln Cunningham Park and providing direct access to the rear entrance of the International School of Monterey, serving as an important connection for students, families, and park users; and

WHEREAS, the proposed San Pablo Bridge Demolition and Reconstruction Project (Project) will replace the structurally deficient pedestrian bridge and abutments and restore a safe, accessible pedestrian and bicycle connection, improving safety and supporting active transportation and Safe Routes to School access within the community; and

WHEREAS, the Project previously received a federal appropriation of \$850,000; however, additional funding is required to complete the design and construction, including accessible trail connections and bridge abutment improvements; and

WHEREAS, the Project is consistent with the City's General Plan, specifically Goal M-7, which calls for a safe transportation system that eliminates traffic-related fatalities and reduces non-fatal injury collisions, and Goal M-3, which supports pedestrian facilities that connect land uses, address safety concerns, and advance land use and urban design objectives.

NOW, THEREFORE, BE IT RESOLVED, that the City Council of the City of Seaside does hereby:

1. Approves the filing of a grant application to the Active Transportation Program (ATP) for the San Pablo Bridge Demolition and Reconstruction Project.
2. Certifies that the proposed project is consistent with the City's General Plan goals and objectives.
3. Certifies that the City will have sufficient funds available to operate and maintain the project upon completion.
4. Authorizes and appoints the City Manager, or their designee, as the City's agent to conduct all negotiations, execute and submit all documents, including but not limited to applications, agreements, amendments, payment requests, and related documents, which may be necessary for the completion of the projects and administration of the grant.

PASSED AND ADOPTED at a Regular meeting of the City Council of the City of Seaside duly held on the 19th day of March 2026, by the following vote:

AYES: COUNCIL MEMBERS
NOES: COUNCIL MEMBERS
ABSENT: COUNCIL MEMBERS
ABSTAIN: COUNCIL MEMBERS

APPROVED:

Ian N. Oglesby, Mayor

ATTEST:

Dominique L. Davis, City Clerk

APPROVED TO FORM:

Sheri L. Damon, City Attorney



**CITY OF SEASIDE
STAFF REPORT**

Item No.: 8.H.

TO: City Council

FROM: Greg McDanel, City Manager

BY: Thomas Korman, Public Works Director/City Engineer
Leslie Llantero, Assistant Engineer

DATE: March 19, 2026

**SUBJECT: ADOPT A RESOLUTION AUTHORIZING THE SUBMISSION OF
THE REGIONAL SURFACE TRANSPORTATION PROGRAM GRANT
APPLICATION FOR THE COE AVENUE AND GENERAL JIM
MOORE BLVD AND SEASIDE MIDDLE SCHOOL INTERSECTION
IMPROVEMENTS PROJECT**

RECOMMENDATION

Authorize submission of the grant application.

BACKGROUND

The Regional Surface Transportation Program (RSTP) Competitive Grant, administered by the Transportation Agency for Monterey County, provides funds for local roadway improvements, bicycle and pedestrian infrastructure, traffic safety enhancements, intersection upgrades, and corridor improvements. Projects must be consistent with an adopted local transportation plan or General Plan and be capable of completion within three years of receiving grant funds.

In 2019, the City of Seaside completed an Intersection Control Evaluation (ICE) study to evaluate high-priority intersections throughout the city and identify the most effective intersection control strategies, including roundabouts and other alternatives to traditional signalized intersections. The ICE provides a performance-based framework to guide engineering and investment decisions by comparing safety, operational performance, and cost-effectiveness.

The intersections of Coe Avenue at General Jim Moore Boulevard and Coe Avenue at Paralta Avenue were included in the evaluation. The study determined that roundabouts

are the preferred alternative to the existing all-way stop controls at both locations due to their favorable benefit-to-cost ratios and operational advantages.

The Coe Avenue–General Jim Moore Boulevard and Seaside Middle School Intersection Improvements Project will improve pedestrian, bicycle, and vehicular circulation along Coe Avenue and Paralta Avenue near the entrance to Seaside Middle School. The project proposes construction of roundabouts at both intersections, along with buffered bicycle lanes, sidewalks and multi-use paths, and ADA-compliant curb ramp improvements to enhance accessibility and safety.

Pursuant to the City’s Administrative Policy on Grant Management, all grant applications equal to or exceeding \$10,000 require City Council approval. The policy requires the City Council to adopt a resolution that:

- 1. Approves the filing of the grant application;
- 2. Certifies the proposed project is consistent with the City’s General Plan goals and objectives;
- 3. Certifies that sufficient funds are available to operate and maintain the project; and
- 4. Appoints the City Manager as the City’s authorized agent for the project.

The project is consistent with the City’s General Plan, specifically Goal M-3, which supports pedestrian facilities that connect land uses, address safety concerns, and advance land use and urban design objectives, and Goal M-7, which calls for a safe transportation system that eliminates traffic-related fatalities and reduces non-fatal injury collisions.

The project is also included in the City’s adopted Six-Year Capital Improvement Program, and City staff have actively pursued external funding opportunities for the project since 2020.

FISCAL IMPACT

The Coe Avenue–General Jim Moore Boulevard and Seaside Middle School Intersection Improvements Project is underfunded. Submission of the grant applications will request funds for the design and construction.

STRATEGIC PRIORITY

Enhanced Physical Infrastructure & Abundant Water Supply, Community Safety & Quality of Life

ATTACHMENTS

1. Resolution

Reviewed for Submission to the City Council by:



Greg McDanel, City Manager

RESOLUTION NO. 26-XX

A RESOLUTION OF THE CITY COUNCIL OF THE CITY OF SEASIDE

**AUTHORIZING THE SUBMISSION OF THE REGIONAL SURFACE
TRANSPORTATION PROGRAM GRANT APPLICATION FOR THE COE AVENUE
AND GENERAL JIM MOORE BLVD AND SEASIDE MIDDLE SCHOOL
INTERSECTION IMPROVEMENTS PROJECT**

WHEREAS, the Regional Surface Transportation Program (RSTP) Competitive Grant, administered by the Transportation Agency for Monterey County, provides funds for local roadway improvements, bicycle and pedestrian infrastructure, traffic safety enhancements, intersection upgrades, and corridor improvements; and

WHEREAS, the City's Administrative Policy on Grant Management requires City Council approval for grant applications equal to or exceeding \$10,000 and requires adoption of a resolution approving the filing of the application; and

WHEREAS, in 2019, the City of Seaside completed an Intersection Control Evaluation (ICE) study that evaluated high-priority intersections throughout the city to determine the most effective intersection control strategies; and

WHEREAS, based upon the ICE, the intersections of Coe Avenue at General Jim Moore Boulevard and Coe Avenue at Paralta Avenue evaluations concluded roundabouts are the preferred alternative to the existing all-way stop controls at both locations due to their favorable benefit-to-cost ratios and operational advantages; and

WHEREAS, the improvements at these locations will enhance pedestrian, bicycle and vehicle circulation along Coe Avenue and Paralta Avenue near the entrance to Seaside Middle School in addition to improve operations at Coe Avenue and General Jim Moore Blvd., regional corridor, which acts as an alternative route to Highway 1 providing access between Seaside, Del Rey Oaks and Monterey; and

WHEREAS, the project is consistent with the City's General Plan, specifically Goal M-7, which calls for a safe transportation system that eliminates traffic-related fatalities and reduces non-fatal injury collisions, and Goal M-3, which supports pedestrian facilities that connect land uses, address safety concerns, and advance land use and urban design objectives.

NOW, THEREFORE, BE IT RESOLVED, that the City Council of the City of Seaside does hereby:

1. Approves the filing of a grant application for the Coe Avenue and General Jim Moore Blvd and Seaside Middle School Intersection Improvements Project under the Regional Surface Transportation Program (RSTP) Competitive Grant.
2. Certifies that the proposed project is consistent with the City's General Plan goals and objectives.
3. Certifies that the City will have sufficient funds available to operate and maintain the project upon completion.
4. Authorizes and appoints the City Manager, or their designee, as the City's agent to conduct all negotiations, execute and submit all documents, including but not limited to applications, agreements, amendments, payment requests, and related documents, which may be necessary for the completion of the projects and administration of the grant.

PASSED AND ADOPTED at a Regular meeting of the City Council of the City of Seaside duly held on the 19th day of March 2026, by the following vote:

AYES:	COUNCIL MEMBERS
NOES:	COUNCIL MEMBERS
ABSENT:	COUNCIL MEMBERS
ABSTAIN:	COUNCIL MEMBERS

APPROVED:

 Ian N. Oglesby, Mayor

ATTEST:

 Dominique L. Davis, City Clerk

APPROVED TO FORM:

 Sheri L. Damon, City Attorney



**CITY OF SEASIDE
STAFF REPORT**

Item No.: 8.I.

TO: City Council

FROM: Greg McDanel, City Manager

BY: Andreas Baer, Assistant Public Works Director
Thomas Korman, Public Works Director/City Engineer

DATE: March 19, 2026

**SUBJECT: ADOPT A RESOLUTION AUTHORIZING THE PURCHASE AND
INSTALLATION OF 2–5 YEAR-OLD PLAYGROUND EQUIPMENT
AT LINCOLN CUNNINGHAM PARK FROM SPEC PLAY FOR
\$165,778.77, PLUS A 10% CONTINGENCY, FOR A TOTAL
AMOUNT NOT-TO-EXCEED \$182,356.65**

RECOMMENDATION

Authorize the purchase and installation agreements.

BACKGROUND

Lincoln Cunningham Park Phase 1 - Arterial Trail Project is located in Lincoln Cunningham Park between Yosemite Street and Lincoln Street adjacent to San Pablo Avenue. The Project originally included construction of a concrete multi-use path through Lincoln Cunningham Park from San Pablo Avenue to Lincoln Street; pedestrian paths from the new multi-use path to Yerba Buena Court, Lindberg Court, and Serape Court; storm drainage improvements; curb ramp retrofits; sewer main repair; one on-street accessible parking stall on Lincoln Street between Lincoln Cunningham Park and Havana Soliz Park; and seeding for erosion control. On January 2, 2025, the City Council approved adding additional scope of work to the project, including constructing underground utilities, additional site grading and storm water management, and pouring concrete for the central patio area, a 5-12 year old play area , and the 2-5 year-old play area.

At the January 15, 2026 City Council meeting the council approved the reallocation of funds for the installation of the 5-12 year old playground equipment, as well as the purchase and installation of an additional playground for children ages 2–5. Completion

of these improvements would allow the Lincoln Cunningham Park Renovation Project to be fully delivered and opened for community use.

During the February 5, 2026, City Council meeting the council approved awarding a contract to JMS Concrete for the installation of the 5-12 year old play ground equipment. The installation should be completed by the end of April.

Staff reached out to multiple playground suppliers for the 2-5 playground and received five proposals, from four different suppliers as shown in the table below. All suppliers provided pricing for supply and installation of the equipment through cooperative purchasing organizations (Sourcewell, & Omnia) which the City is party to and has made purchases through in the past.

Playground Supplier	Cooperative Purchasing Org.	Base Bid
Miracle Play	Sourcewell	\$ 140,856.37
Kompan (Option 1)	Omnia	\$ 148,157.06
SPEC Play	Sourcewell	\$ 165,778.77
Kompan (Option 2)	Omnia	\$ 169,598.50
Game Time	Omnia	\$ 181,629.58

On March 5th, 2026, the city council selected the SPEC Play proposal as the best fit for Lincoln Cunningham Park.

Council is now asked to authorize a resolution for \$165,778.77 plus up to a 10% contingency, for the purchase and installation of 2-5 year old playground equipment for Lincoln Cunningham Park from SPEC Play using a Sourcewell cooperative purchasing agreement

ENVIRONMENTAL COMPLIANCE

Pursuant to preliminary review of the activities associated with this Council action in accordance with Section 15061 of the California Environmental Quality Act (CEQA) Guidelines, this project is Categorical Exempt (Class 1, Section 15301 Existing Facilities). The project includes the repair & replacement of playground equipment and application to the extent possible of the current standards of the Americans with Disabilities Act (public health and safety standards).

FISCAL IMPACT

City Council approved a budget transfer at the 1/15/2026 council meeting (Council Item ID # 2026-32) transferring \$250,000.00 from Short-Term Rental revenue funds from the Laguna Grande Park Synthetic Turf Project to the Lincoln Cunningham Park Improvement Project. This transfer provides adequate funding for the purchase and installation of the 2-5 year-old playground (\$165,778.77) plus a 10% construction

contingency.

STRATEGIC PRIORITY

Enhanced Physical Infrastructure & Abundant Water Supply, Diverse and Inclusive Community, Community Safety & Quality of Life

ATTACHMENTS

1. Resolution
-

Reviewed for Submission to the City Council by:



Greg McDanel, City Manager

RESOLUTION NO. 26-XX

A RESOLUTION OF THE CITY COUNCIL OF THE CITY OF SEASIDE

ADOPT A RESOLUTION AUTHORIZING \$165,778.77 PLUS UP TO A 10% CONTINGENCY, FOR THE PURCHASE AND INSTALLATION OF 2–5-YEAR-OLD PLAYGROUND EQUIPMENT FOR LINCOLN CUNNINGHAM PARK FROM SPEC PLAY USING A SOURCEWELL COOPERATIVE PURCHASING AGREEMENT

WHEREAS, On January 30th, 2023 the City Council adopted a resolution authorizing a professional services agreement with Whitson Engineers to prepare concept plans for Lincoln Cunningham and Havana Soliz Parks; and,

WHEREAS, On June 1st 2023, the City Council authorized an amendment for the concept plan by Whitson Engineers for Lincoln Cunningham and Havana Soliz Parks for additional community outreach events in the amount of \$18,600; and,

WHEREAS, November 2nd, 2023 the City Council approved a resolution adopting the Lincoln Cunningham and Havana Soliz Park Conceptual Master Plan; and,

WHEREAS, the Lincoln Cunningham Park Basketball Court Improvements Project was adopted in the fiscal year 2022/2023 annual budget; and,

WHEREAS, the Lincoln Cunningham Park Phase 1 - Arterial Trail Project was adopted in the fiscal year 2023/2024 Capital Improvement Program (CIP) annual budget to begin implementation of the concept plans for Lincoln Cunningham and Havana Soliz Parks; and,

WHEREAS, July 10th, 2024 bids were received for the Lincoln Cunningham Park (Phase 1 - Arterial Trail Project) and the low bid was substantially lower than the engineers estimate and available budget; and,

WHEREAS, July 25th, 2024 the City Council adopted a resolution approving the plans and specifications for Lincoln Cunningham Park Phase 1 - Arterial Trail Project and awarding a construction agreement to Monterey Peninsula Engineering (MPE); and,

WHEREAS, November 7th, 2024 the City Council adopted a resolution amending the Lincoln Cunningham Design Contract adding additional design scope; and,

WHEREAS, November 21st, 2024, Council appropriated \$160,000.00 of NIC money toward Lincoln Cunningham Park playground equipment; and,

WHEREAS, Staff identified funding from project surplus's in various current CIP projects and Transportation Agency Monterey County funds; and,

WHEREAS, January 16th, 2025 The council approved additional scope of work for the Lincoln Cunningham Park (Phase 1 Arterial trail project) including underground utilities, concrete, and the 5-12 year old playground; and,

WHEREAS, May 15th, 2025 The council approved the purchase of playground equipment for an amount not to exceed \$326,835.66; and,

WHEREAS, January 15th, 2026 the council approved a budget transfer of \$250,000 for the installation for the 5-12 year old playground and for the purchase and installation of the 2-5 year old playground; and,

WHEREAS, February 5th, 2026, council awarded a construction contract to JMS Cement for \$61,725 for the installation of the 5-12 year old playground equipment; and,

WHEREAS, March 5th, 2026 council reviewed five proposals and selected the proposal from SPEC Play for the 2-5 year old playground; and,

WHEREAS, Pursuant to preliminary review of the activities associated with this Council action in accordance with Section 15061 of the California Environmental Quality Act (CEQA) Guidelines, this project is Categorically Exempt (Class 1, Section 15301 Existing Facilities). The project includes the repair & replacement of playground equipment, and to the extent possible the application of current standards of the Americans with Disabilities Act (public health and safety standards).

NOW THEREFORE BE IT RESOLVED, that the City Council of the City of Seaside adopt a resolution authorizing \$165,778.77 plus up to a 10% contingency for the purchase and installation of the 2-5-year-old play ground; and,

BE IT FURTHER RESOLVED, that the City Council of the City of Seaside directs the Finance Director to make changed or funding transfers as necessary.

PASSED AND ADOPTED at a regular City Council meeting of the City of Seaside duly held on the 19th day of March, 2026, by the following vote:

AYES: COUNCIL MEMBERS
NOES: COUNCIL MEMBERS
ABSENT: COUNCIL MEMBERS
ABSTAIN: COUNCIL MEMBERS

APPROVED:

Ian N. Oglesby, Mayor

ATTEST:

Dominique L. Davis, City Clerk

APPROVED TO FORM:

Sheri L. Damon, City Attorney



**CITY OF SEASIDE
STAFF REPORT**

Item No.: 8.J.

TO: City Council

FROM: Greg McDanel, City Manager

BY: Andreas Baer, Assistant Public Works Director
Kirstin van Gend, Administrative Analyst II
Leslie Llantero, Assistant Engineer
Thomas Korman, Public Works Director/City Engineer

DATE: March 19, 2026

SUBJECT: ADOPT A RESOLUTION APPROVING THE SPECIFICATIONS FOR THE 2026 PAVING IMPROVEMENTS ON-CALL CONTRACT; AWARDING CONSTRUCTION CONTRACTS TO THE TWO LOWEST RESPONSIVE, RESPONSIBLE BIDDERS, DON CHAPIN CO., INC. AND QA CONSTRUCTORS, INC.; AND AUTHORIZING AN ANNUAL NOT-TO-EXCEED FUNDING LIMIT OF \$2,000,000

RECOMMENDATION

Approve contracts.

BACKGROUND

On November 21st, 2024, the City Council authorized staff to utilize multiple on call construction contracts. On call construction contracts are efficient means to construct emergency work and capital improvement projects in a timely and cost-effective manner. On December 31st, 2025 staff advertised the FYE 2026 Paving Improvements On Call Contract for bid.

Although the quantity of work cannot be well-defined at the outset of an annual On-Call contract, the type of work can be defined. The low bid public bidding process required contractors to provide unit pricing, labor rates, markups, and pricing schedules that establish clear unit costs for itemized and otherwise well-defined types of work anticipated-throughout the year.

To ensure the City has a readily available work force the bid was advertised for multiple on call contracts where individual work orders were offered first to the low bidder who will be entitled to perform the work unless the contractor declines the project, or the City determines the Contractor would be unable to timely and satisfactorily perform the Work due to bidder responsibility factors established by the City including, but not limited to, adequate financial, material, equipment, facility, workforce and personnel resources. Upon such determination by the City, the project shall be offered next to the second low bidder.

The FYE 2026 Paving Improvements On Call Contract established a not-to-exceed limit of \$2,000,000.00. The limit intention is to use this contract for medium to large paving jobs within the City of Seaside. Individual Work Orders shall be for pavement areas no less than 15,000 SF of surface area.

Bids for the FYE 2026 Paving Improvements On Call Contract were received on February 27th, 2026. Five (5) bids were received electronically through the PlanetBids, the City of Seaside's Online bidding platform, from the following contractors:

Contractor	Grand Total Bid
The Don Chapin Co. Inc.	\$2,031,884.00
QA Constructors, Inc.	\$2,050,985.00
A. Teichert & Son	\$2,244,766.50
Monterey Peninsula Engineering	\$2,699,490.00
JMS Cement	\$14,891,937.00

The award of the contract is based upon the lowest responsive, responsible bid comparing the contractors grand total bid amounts. The Don Chapin Co, Inc. is the lowest responsive and responsible bidder, with a bid of \$2,031,884.00. QA Constructors, Inc. is the second low bidder with a grand total bid of \$2,050,985.00. Staff reviewed both bids and determined them to be responsive, and that the bidders and subcontractors have the necessary qualifications, and experience level to satisfactorily perform all work within the project scope. Staff is recommending to award FYE 2026 paving improvements on call contracts to the first low bidder The Don Chapin Co, Inc. and the second low bidder QA Constructors Inc. each for annual not-to-exceed \$2,000,000.00.

ENVIRONMENTAL COMPLIANCE

Award of an On Call contract with out defined work does not have a direct physical effect and is therefor excluded under CEQA. for work completed under this on call contract, this staff report establishes a list of categorical exemptions from the California Environmental Quality Act (CEQA) defining specific activities that fall within each class of exemptions set forth in Article 19 of the CEQA Guidelines. Projects consistent with the letter and intent of the exemptions expressed in such classes as defined herein are exempt when performed under this on call contract. All non-exempt projects shall undergo further environmental review with their findings and mitigations subject to City Council review and approval. Categorical exemptions are to be applied only where projects have not already been excluded from CEQA on some other basis. Projects that have no physical effects, or that involve only ministerial government action, are excluded.

The classes set forth in CEQA guidelines sections 15301 - 15332 are identified under the bold headings below, and explained for these exemptions as they apply to on call work in Seaside, Sand City, Del Rey Oaks, or the Presidio of Monterey including former Fort Ord areas.

Classes 3, 4, 11, and 32 are qualified by consideration of where the project is to be located. A project that would ordinarily be insignificant in its impact on the environment such as replacing a

utility line under a downtown landscaped parcel may be significant, if it is in a particularly sensitive or hazardous area such as Seaside East in former Fort Ord lands with maritime chaparral and endangers, listed, or special significance species. Therefor classes will not apply where the project may impact an areas of special significance that has been designated, precisely mapped, and officially adopted pursuant to law by federal, states or local agencies, and these classes are marked with an asterisk (*). In addition all classes of exemptions are inapplicable when the cumulative impact of successive projects of the same type and/or in the same place over time are significant. Finally, exemptions shall not be applied in the following circumstances: (1) A categorical exemption shall not apply for a project which may result in damage to scenic resources, including, but not limited to, trees, historic buildings, rock outcroppings, or similar resources, within a highway officially designated as a state scenic highway; (2) A categorical exemption shall not apply for a project located on a site which is included on any list of hazardous waste sites compiled pursuant to Section 65962.5 of the Government Code; (3) A categorical exemption shall also not apply for a project which may cause a substantial adverse change in the significance of a historical resource.

CLASS 1: Existing Facilities

Class 1 consists of the operation, repair, maintenance, permitting, leasing, licensing, or minor alteration of existing public or private structures, facilities, mechanical equipment, or topographical features, involving negligible or no expansion of use beyond that existing. Examples include but are not limited to:

(a) Interior or exterior alterations involving such things as interior partitions, plumbing, and electrical conveyances.

(b) Existing facilities of both investor and publicly-owned utilities used to provide electric power, natural gas, sewerage, or other public utility services.

(c) Existing highways and streets, sidewalks, gutters, bicycle and pedestrian trails, and similar facilities (this includes road grading for the purpose of public safety).

(d) Restoration or rehabilitation of deteriorated or damaged structures, facilities, or mechanical equipment to meet current standards of public health and safety, unless it is determined that the damage was substantial and resulted from an environmental hazard such as earthquake, landslide, or flood.

(e) Additions to existing structures provided that the addition will not result in an increase of more than:

(1) 50 percent of the floor area of the structures before the addition, or 2,500 square feet, whichever is less; or

(2) 10,000 square feet if:

(A) The project is in an area where all public services and facilities are available to allow for maximum development permissible in the General Plan and

(B) The area in which the project is located is not environmentally sensitive.

(f) Addition of safety or health protection devices for use during construction of or in conjunction with existing structures, facilities, or mechanical equipment, or topographical features including navigational devices.

(g) New copy on existing on- and off-premise signs.

(h) Maintenance of existing landscaping, native growth, and water supply reservoirs (excluding the use of economic poisons, as defined in Division 7, Chapter 2, California Agricultural Code).

(i) Division of existing multiple-family or single-family residences into common-interest ownership and subdivision of existing commercial or industrial buildings, where no physical changes occur which are not otherwise exempt.

(j) Minor repairs and alterations to existing dams and appurtenant structures under the supervision of the Department of Water Resources.

(k) Conversion of a single-family residence to office use.

(l) Use of a single-family residence as a small family day care home, as defined in Section 1596.78 of the Health and Safety Code.

CLASS 2: REPLACEMENT OR RECONSTRUCTION

Class 2 consists of replacement or reconstruction of existing structures and facilities where the new structure will be located on the same site as the structure replaced and will have substantially the same purpose and capacity as the structure replaced. examples include but are not limited to:

- (a) Replacement or reconstruction of existing schools and hospitals to provide earthquake-resistant structures which do not increase capacity more than 50 percent.
- (b) Replacement of a commercial structure with a new structure of substantially the same size, purpose, and capacity.
- (c) Replacement or reconstruction of existing utility systems and/or facilities involving negligible or no expansion of capacity.
- (d) Conversion of overhead electric utility distribution system facilities to underground including connection to existing overhead electric utility distribution lines where the surface is restored to the condition existing prior to the undergrounding.

*** CLASS 3: NEW CONSTRUCTION OR CONVERSION OF SMALL STRUCTURES**

Class 3 consists of construction and location of limited numbers of new, small facilities or structures; installation of small new equipment and facilities in small structures; and the conversion of existing small structures from one use to another where only minor modifications are made in the exterior of the structure. The numbers of structures described in this section are the maximum allowable on any legal parcel. Examples of this exemption include but are not limited to:

- (a) One single-family residence, or a second dwelling unit in a residential zone. In urbanized areas, up to three single-family residences may be constructed or converted under this exemption.
- (b) A duplex or similar multi-family residential structure totaling no more than four dwelling units. In urbanized areas, this exemption applies to apartments, duplexes, and similar structures designed for not more than six dwelling units.
- (c) A store, motel, office, restaurant and/or similar small commercial structures not involving the use of significant amounts of hazardous substances, and not exceeding 2,500 square feet in floor area. In urbanized areas, the exemption also applies to up to four such commercial buildings not exceeding 10,000 square feet in floor area on sites zoned for such use, if not involving the use of significant amounts of hazardous substances where all necessary public services and facilities are available and the surrounding area is not environmentally sensitive.
- (d) Water main, sewage, electrical, gas, and other utility extensions, including street improvements, of reasonable length to serve such construction.
- (e) Accessory (appurtenant) structures including garages, carports, patios, swimming pools, and fences.

*** CLASS 4: MINOR ALTERATIONS TO LAND**

Class 4 consists of minor public or private alterations in the condition of land, water, and/or vegetation which do not involve removal of healthy, mature, scenic trees except for forestry and agricultural purposes. Examples include but are not limited to:

- (a) Grading on land with a slope of less than 10 percent, except that grading shall not be exempt in a waterway, in any wetland, in an officially designated (by federal, state, or local government action) scenic area, or in officially mapped areas of severe geologic hazard such as an Alquist-Priolo Earthquake Fault Zone or within an Official Seismic Hazard Zone, as delineated by the State Geologist.
- (b) New gardening or landscaping, including the replacement of existing conventional landscaping with water-efficient or fire-resistant landscaping.
- (c) Filling of earth into previously excavated land with material compatible with the natural features of the site.
- (d) Minor alterations in land, water, and vegetation on existing officially designated wildlife management areas or fish production facilities which result in improvement of habitat for fish and wildlife resources or greater fish production.
- (e) Minor temporary use of land having negligible or no permanent effects on the environment,

including carnivals, sales of Christmas trees, etc.

(f) Minor trenching and backfilling where the surface is restored.

(g) Maintenance dredging where the spoil is deposited in a spoil area authorized by all applicable state and federal regulatory agencies.

(h) The creation of bicycle lanes on existing rights-of-way.

(i) Fuel management activities within 30 feet of structures to reduce the volume of flammable vegetation, provided that the activities will not result in the taking of endangered, rare, or threatened plant or animal species or significant erosion and sedimentation of surface waters. This exemption shall apply to fuel management activities within 100 feet of a structure if the public agency having fire protection responsibility for the area has determined that 100 feet of fuel clearance is required due to extra hazardous fire conditions.

CLASS 7: ACTIONS BY REGULATORY AGENCIES FOR PROTECTION OF NATURAL RESOURCES

Class 7 consists of actions taken by regulatory agencies as authorized by state law or local ordinance to assure the maintenance, restoration, or enhancement of a natural resource where the regulatory process involves procedures for protection of the environment. Examples include but are not limited to wildlife preservation activities of the State Department of Fish and Game. Construction activities are not included in this exemption.

CLASS 8: ACTIONS BY REGULATORY AGENCIES FOR PROTECTION OF THE ENVIRONMENT

Class 8 consists of actions taken by regulatory agencies, as authorized by state or local ordinance, to assure the maintenance, restoration, enhancement, or protection of the environment where the regulatory process involves procedures for protection of the environment. Construction activities and relaxation of standards allowing environmental degradation are not included in this exemption.

CLASS 9: INSPECTIONS

Class 9 consists of activities limited entirely to inspection, to check for performance of an operation, or quality, health, or safety of a project, including related activities such as inspection for possible mislabeling, misrepresentation, or adulteration of products.

*** CLASS 11: ACCESSORY STRUCTURES**

Class 11 consists of construction, or replacement of minor structures accessory to (appurtenant to) existing commercial, industrial, or institutional facilities, including but not limited to:

(a) On-premise signs.

(b) Small parking lots.

(c) Placement of seasonal or temporary use items such as lifeguard towers, mobile food units, portable restrooms, or similar items in generally the same locations from time to time in publicly owned parks, stadiums, or other facilities designed for public use.

CLASS 23: NORMAL OPERATIONS OF FACILITIES FOR PUBLIC GATHERINGS

Class 23 consists of the normal operations of existing facilities for public gatherings for which the facilities were designed, where there is a past history of the facility being used for the same or similar kind of purpose. For the purposes of this section, "past history" shall mean that the same or similar kind of activity has been occurring for at least three years and that there is a reasonable expectation that the future occurrence of the activity would not represent a change in the operation of the facility. Facilities included within this exemption include, but are not limited to, racetracks, stadiums, convention centers, auditoriums, amphitheaters, planetariums, swimming pools, and amusement parks.

CLASS 29: COGENERATION PROJECTS AT EXISTING FACILITIES

Class 29 consists of the installation of cogeneration equipment with a capacity of 50 megawatts or

less at existing facilities meeting the conditions described in this section.

(a) At existing industrial facilities, the installation of cogeneration facilities will be exempt where it will:

(1) Result in no net increases in air emissions from the industrial facility, or will produce emissions lower than the amount that would require review under the new source review rules applicable in the county, and

(2) Comply with all applicable state, federal, and local air quality laws.

(b) At commercial and industrial facilities, the installation of cogeneration facilities will be exempt if the installation will:

(1) Meet all the criteria described in Subsection (a),

(2) Result in no noticeable increase in noise to nearby residential structures,

(3) Be contiguous to other commercial or institutional structures.

CLASS 30: MINOR ACTIONS TO PREVENT, MINIMIZE, STABILIZE, MITIGATE OR ELIMINATE THE RELEASE OR THREAT OF RELEASE OF HAZARDOUS WASTE OR HAZARDOUS SUBSTANCES

Class 30 consists of any minor cleanup actions taken to prevent, minimize, stabilize, mitigate, or eliminate the release or threat of release of a hazardous waste or substance which are small or medium removal actions costing \$1 million or less. No cleanup action shall be subject to this Class 30 exemption if the action requires the on site use of a hazardous waste incinerator or thermal treatment unit, with the exception of low temperature thermal desorption, or the relocation of residences or businesses, or the action involves the potential release into the air of volatile organic compounds as defined in Health and Safety Code section 25123.6, except for small scale in situ soil vapor extraction and treatment systems which have been permitted by the local Air Pollution Control District or Air Quality Management District. All actions must be consistent with applicable state and local environmental permitting requirements including, but not limited to, air quality rules such as those governing volatile organic compounds and water quality standards, and approved by the regulatory body with jurisdiction over the site.

Examples of such minor cleanup actions include but are not limited to:

(a) Removal of sealed, non-leaking drums or barrels of hazardous waste or substances that have been stabilized, containerized and are designated for a lawfully permitted destination;

(b) Maintenance or stabilization of berms, dikes, or surface impoundments;

(c) Construction or maintenance of interim or temporary surface caps;

(d) Onsite treatment of contaminated soils or sludges provided treatment system meets Title 22 requirements and local air district requirements;

(e) Excavation and/or off site disposal of contaminated soils or sludges in regulated units;

(f) Application of dust suppressants or dust binders to surface soils;

(g) Controls for surface water run-on and run-off that meets seismic safety standards;

(h) Pumping of leaking ponds into an enclosed container;

(i) Construction of interim or emergency ground water treatment systems;

(j) Posting of warning signs and fencing for a hazardous waste or substance site that meets legal requirements for protection of wildlife.

CLASS 31: HISTORICAL RESOURCE RESTORATION/REHABILITATION

Class 31 consists of projects limited to maintenance, repair, stabilization, rehabilitation, restoration, preservation, conservation or reconstruction of historical resources in a manner consistent with the Secretary of the Interior's Standards for the Treatment of Historic Properties with Guidelines for Preserving, Rehabilitating, Restoring, and Reconstructing Historic Buildings (1995), Weeks and Grimmer.

*** CLASS 32: IN-FILL DEVELOPMENT PROJECTS**

Class 32 consists of projects characterized as in-fill development meeting the conditions described in this section.

(a) The project is consistent with the applicable general plan designation and all applicable general

plan policies as well as with applicable zoning designation and regulations.

(b) The proposed development occurs within city limits on a project site of no more than five acres substantially surrounded by urban uses.

(c) The project site has no value as habitat for endangered, rare or threatened species.

(d) Approval of the project would not result in any significant effects relating to traffic, noise, air quality, or water quality.

(e) The site can be adequately served by all required utilities and public services.

FISCAL IMPACT

The On Call construction contracts with Don Chapin Co, Inc. and QA Constructors, Inc. are Not-To-Exceed contracts for a cumulative two million dollars (\$2,000,000) over a single calendar year. The contract sum of these contracts can not be well defined at the outset. Contractors are not at any time guaranteed work under this contract, and work is issued only under the sole discretion of the City. The contract sum may be zero dollars (\$0.00) over a contract period.

Work under this contract will be issued under individual work orders as described in the Specifications. All work orders shall undergo a financial review by the Finance Director to ensure sufficient funds are available for the work. Work Orders require signed approval by the Finance department prior to issuance. Funding will be made through individual project budgets and/or facility accounts. Work Orders will not be issued unless adequate project funding is identified prior to issuance.

STRATEGIC PRIORITY

Effective Accessible Governance, Enhanced Physical Infrastructure & Abundant Water Supply, Community Safety & Quality of Life

ATTACHMENTS

1. Resolution

Reviewed for Submission to the City Council by:



Greg McDanel, City Manager

RESOLUTION NO. 26-XX**A RESOLUTION OF THE CITY COUNCIL OF THE CITY OF SEASIDE****APPROVING THE SPECIFICATIONS FOR THE FYE 2026 PAVING IMPROVEMENTS ON CALL CONTRACT, AWARDING A NOT-TO-EXCEED CONSTRUCTION CONTRACT TO THE TWO (2) LOW BIDDERS THE DON CHAPIN CO INC. AND QA CONSTRUCTORS, INC. WITH AN ANNUAL FUNDING LIMIT OF \$2,000,000.00 AND DIRECTING THE DISTRICT ENGINEER TO AUTHORIZE INDIVIDUAL WORK ORDERS**

WHEREAS, November 21st, 2024 the City Council approved a resolution authorizing staff to utilize multiple on call construction contracts and directing staff to bid out general engineering and general building on call contracts for multiple on call contractors; and

WHEREAS, on call contracts for construction work will provide the City of Seaside (City) with a readily available work force for construction work and emergency response often saving time and money; and

WHEREAS, On December 31st, 2025 the City advertised the 2025 General Engineering On Call Construction Contract for bid; and

WHEREAS, The Don Chapin Co Inc. was determined to have the lowest responsive and responsible bid in the amount of \$2,031,884.00; and

WHEREAS, A. QA Constructors, Inc. was determined to have the second lowest responsive and responsible bid in the amount of \$2,050,985.00; and

WHEREAS, the basis of award for the FYE 2026 Paving Improvements on Call Construction Contract is determined by the lowest responsive responsible bid based on the grand total bid amount; and

WHEREAS, The Don Chapin Co Inc. and QA Constructors, Inc. have successfully demonstrated their qualifications by completing similar work projects; and

WHEREAS, Award of this on call contract for work that is not yet defined has no physical effect and is excluded from CEQA; and

WHEREAS, Award of an On Call contract without defined work does not have a direct physical effect and is therefore excluded under CEQA. for work completed under this on call contract, this staff report establishes a list of categorical exemptions from the California Environmental Quality Act (CEQA) defining specific activities that fall within each class of exemptions set forth in Article 19 of the CEQA Guidelines. Projects

consistent with the letter and intent of the exemptions expressed in such classes as defined herein are exempt when performed under this on call contract. All non-exempt projects shall undergo further environmental review with their findings and mitigations subject to City Council review and approval. Categorical exemptions are to be applied only where projects have not already been excluded from CEQA on some other basis. Projects that have no physical effects, or that involve only ministerial government action, are excluded.

The classes set forth in CEQA guidelines sections 15301 - 15332 are identified under the bold headings below, and explained for these exemptions as they apply to on call work in Seaside, Sand City, Del Rey Oaks, or the Presidio of Monterey including former Fort Ord areas.

Classes 3, 4, 11, and 32 are qualified by consideration of where the project is to be located. A project that would ordinarily be insignificant in its impact on the environment such as replacing a utility line under a downtown landscaped parcel may be significant, if it is in a particularly sensitive or hazardous area such as Seaside East in former Fort Ord lands with maritime chaparral and endangers, listed, or special significance species. Therefor classes will not apply where the project may impact an area of special significance that has been designated, precisely mapped, and officially adopted pursuant to law by federal, states or local agencies, and these classes are marked with an asterisk (*). In addition, all classes of exemptions are inapplicable when the cumulative impact of successive projects of the same type and/or in the same place over time are significant. Finally, exemptions shall not be applied in the following circumstances: (1) A categorical exemption shall not apply for a project which may result in damage to scenic resources, including, but not limited to, trees, historic buildings, rock outcroppings, or similar resources, within a highway officially designated as a state scenic highway; (2) A categorical exemption shall not apply for a project located on a site which is included on any list of hazardous waste sites compiled pursuant to Section 65962.5 of the Government Code; (3) A categorical exemption shall also not apply for a project which may cause a substantial adverse change in the significance of a historical resource.

CLASS 1: Existing Facilities

Class 1 consists of the operation, repair, maintenance, permitting, leasing, licensing, or minor alteration of existing public or private structures, facilities, mechanical equipment, or topographical features, involving negligible or no expansion of use beyond that existing. Examples include but are not limited to:

- (a) Interior or exterior alterations involving such things as interior partitions, plumbing, and electrical conveyances.
- (b) Existing facilities of both investor and publicly-owned utilities used to provide electric power, natural gas, sewerage, or other public utility services.
- (c) Existing highways and streets, sidewalks, gutters, bicycle and pedestrian trails, and similar facilities (this includes road grading for the purpose of public safety).
- (d) Restoration or rehabilitation of deteriorated or damaged structures, facilities, or

mechanical equipment to meet current standards of public health and safety, unless it is determined that the damage was substantial and resulted from an environmental hazard such as earthquake, landslide, or flood.

(e) Additions to existing structures provided that the addition will not result in an increase of more than:

(1) 50 percent of the floor area of the structures before the addition, or 2,500 square feet, whichever is less; or

(2) 10,000 square feet if:

(A) The project is in an area where all public services and facilities are available to allow for maximum development permissible in the General Plan and

(B) The area in which the project is located is not environmentally sensitive.

(f) Addition of safety or health protection devices for use during construction of or in conjunction with existing structures, facilities, or mechanical equipment, or topographical features including navigational devices.

(g) New copy on existing on- and off-premise signs.

(h) Maintenance of existing landscaping, native growth, and water supply reservoirs (excluding the use of economic poisons, as defined in Division 7, Chapter 2, California Agricultural Code).

(i) Division of existing multiple-family or single-family residences into common-interest ownership and subdivision of existing commercial or industrial buildings, where no physical changes occur which are not otherwise exempt.

(j) Minor repairs and alterations to existing dams and appurtenant structures under the supervision of the Department of Water Resources.

(k) Conversion of a single-family residence to office use.

(l) Use of a single-family residence as a small family day care home, as defined in Section 1596.78 of the Health and Safety Code.

CLASS 2: REPLACEMENT OR RECONSTRUCTION

Class 2 consists of replacement or reconstruction of existing structures and facilities where the new structure will be located on the same site as the structure replaced and will have substantially the same purpose and capacity as the structure replaced.

examples include but are not limited to:

(a) Replacement or reconstruction of existing schools and hospitals to provide earthquake-resistant structures which do not increase capacity more than 50 percent.

(b) Replacement of a commercial structure with a new structure of substantially the same size, purpose, and capacity.

(c) Replacement or reconstruction of existing utility systems and/or facilities involving negligible or no expansion of capacity.

(d) Conversion of overhead electric utility distribution system facilities to underground including connection to existing overhead electric utility distribution lines where the surface is restored to the condition existing prior to the undergrounding.

*** CLASS 3: NEW CONSTRUCTION OR CONVERSION OF SMALL STRUCTURES**

Class 3 consists of construction and location of limited numbers of new, small facilities or structures; installation of small new equipment and facilities in small structures; and

the conversion of existing small structures from one use to another where only minor modifications are made in the exterior of the structure. The numbers of structures described in this section are the maximum allowable on any legal parcel. Examples of this exemption include but are not limited to:

- (a) One single-family residence, or a second dwelling unit in a residential zone. In urbanized areas, up to three single-family residences may be constructed or converted under this exemption.
- (b) A duplex or similar multi-family residential structure totaling no more than four dwelling units. In urbanized areas, this exemption applies to apartments, duplexes, and similar structures designed for not more than six dwelling units.
- (c) A store, motel, office, restaurant and/or similar small commercial structures not involving the use of significant amounts of hazardous substances, and not exceeding 2,500 square feet in floor area. In urbanized areas, the exemption also applies to up to four such commercial buildings not exceeding 10,000 square feet in floor area on sites zoned for such use, if not involving the use of significant amounts of hazardous substances where all necessary public services and facilities are available and the surrounding area is not environmentally sensitive.
- (d) Water main, sewage, electrical, gas, and other utility extensions, including street improvements, of reasonable length to serve such construction.
- (e) Accessory (appurtenant) structures including garages, carports, patios, swimming pools, and fences.

*** CLASS 4: MINOR ALTERATIONS TO LAND**

Class 4 consists of minor public or private alterations in the condition of land, water, and/or vegetation which do not involve removal of healthy, mature, scenic trees except for forestry and agricultural purposes. Examples include but are not limited to:

- (a) Grading on land with a slope of less than 10 percent, except that grading shall not be exempt in a waterway, in any wetland, in an officially designated (by federal, state, or local government action) scenic area, or in officially mapped areas of severe geologic hazard such as an Alquist-Priolo Earthquake Fault Zone or within an Official Seismic Hazard Zone, as delineated by the State Geologist.
- (b) New gardening or landscaping, including the replacement of existing conventional landscaping with water-efficient or fire-resistant landscaping.
- (c) Filling of earth into previously excavated land with material compatible with the natural features of the site.
- (d) Minor alterations in land, water, and vegetation on existing officially designated wildlife management areas or fish production facilities which result in improvement of habitat for fish and wildlife resources or greater fish production.
- (e) Minor temporary use of land having negligible or no permanent effects on the environment, including carnivals, sales of Christmas trees, etc.
- (f) Minor trenching and backfilling where the surface is restored.
- (g) Maintenance dredging where the spoil is deposited in a spoil area authorized by all applicable state and federal regulatory agencies.
- (h) The creation of bicycle lanes on existing rights-of-way.
- (i) Fuel management activities within 30 feet of structures to reduce the volume of

flammable vegetation, provided that the activities will not result in the taking of endangered, rare, or threatened plant or animal species or significant erosion and sedimentation of surface waters. This exemption shall apply to fuel management activities within 100 feet of a structure if the public agency having fire protection responsibility for the area has determined that 100 feet of fuel clearance is required due to extra hazardous fire conditions.

CLASS 7: ACTIONS BY REGULATORY AGENCIES FOR PROTECTION OF NATURAL RESOURCES

Class 7 consists of actions taken by regulatory agencies as authorized by state law or local ordinance to assure the maintenance, restoration, or enhancement of a natural resource where the regulatory process involves procedures for protection of the environment. Examples include but are not limited to wildlife preservation activities of the State Department of Fish and Game. Construction activities are not included in this exemption.

CLASS 8: ACTIONS BY REGULATORY AGENCIES FOR PROTECTION OF THE ENVIRONMENT

Class 8 consists of actions taken by regulatory agencies, as authorized by state or local ordinance, to assure the maintenance, restoration, enhancement, or protection of the environment where the regulatory process involves procedures for protection of the environment. Construction activities and relaxation of standards allowing environmental degradation are not included in this exemption.

CLASS 9: INSPECTIONS

Class 9 consists of activities limited entirely to inspection, to check for performance of an operation, or quality, health, or safety of a project, including related activities such as inspection for possible mislabeling, misrepresentation, or adulteration of products.

*** CLASS 11: ACCESSORY STRUCTURES**

Class 11 consists of construction, or replacement of minor structures accessory to (appurtenant to) existing commercial, industrial, or institutional facilities, including but not limited to:

- (a) On-premise signs.
- (b) Small parking lots.
- (c) Placement of seasonal or temporary use items such as lifeguard towers, mobile food units, portable restrooms, or similar items in generally the same locations from time to time in publicly owned parks, stadiums, or other facilities designed for public use.

CLASS 23: NORMAL OPERATIONS OF FACILITIES FOR PUBLIC GATHERINGS

Class 23 consists of the normal operations of existing facilities for public gatherings for which the facilities were designed, where there is a past history of the facility being used for the same or similar kind of purpose. For the purposes of this section, "past history" shall mean that the same or similar kind of activity has been occurring for at least three years and that there is a reasonable expectation that the future occurrence

of the activity would not represent a change in the operation of the facility. Facilities included within this exemption include, but are not limited to, racetracks, stadiums, convention centers, auditoriums, amphitheaters, planetariums, swimming pools, and amusement parks.

CLASS 29: COGENERATION PROJECTS AT EXISTING FACILITIES

Class 29 consists of the installation of cogeneration equipment with a capacity of 50 megawatts or less at existing facilities meeting the conditions described in this section.

(a) At existing industrial facilities, the installation of cogeneration facilities will be exempt where it will:

(1) Result in no net increases in air emissions from the industrial facility, or will produce emissions lower than the amount that would require review under the new source review rules applicable in the county, and

(2) Comply with all applicable state, federal, and local air quality laws.

(b) At commercial and industrial facilities, the installation of cogeneration facilities will be exempt if the installation will:

(1) Meet all the criteria described in Subsection (a),

(2) Result in no noticeable increase in noise to nearby residential structures,

(3) Be contiguous to other commercial or institutional structures.

CLASS 30: MINOR ACTIONS TO PREVENT, MINIMIZE, STABILIZE, MITIGATE OR ELIMINATE THE RELEASE OR THREAT OF RELEASE OF HAZARDOUS WASTE OR HAZARDOUS SUBSTANCES

Class 30 consists of any minor cleanup actions taken to prevent, minimize, stabilize, mitigate, or eliminate the release or threat of release of a hazardous waste or substance which are small or medium removal actions costing \$1 million or less. No cleanup action shall be subject to this Class 30 exemption if the action requires the onsite use of a hazardous waste incinerator or thermal treatment unit, with the exception of low temperature thermal desorption, or the relocation of residences or businesses, or the action involves the potential release into the air of volatile organic compounds as defined in Health and Safety Code section 25123.6, except for small scale in situ soil vapor extraction and treatment systems which have been permitted by the local Air Pollution Control District or Air Quality Management District. All actions must be consistent with applicable state and local environmental permitting requirements including, but not limited to, air quality rules such as those governing volatile organic compounds and water quality standards, and approved by the regulatory body with jurisdiction over the site.

Examples of such minor cleanup actions include but are not limited to:

(a) Removal of sealed, non-leaking drums or barrels of hazardous waste or substances that have been stabilized, containerized and are designated for a lawfully permitted destination;

(b) Maintenance or stabilization of berms, dikes, or surface impoundments;

(c) Construction or maintenance of interim or temporary surface caps;

(d) Onsite treatment of contaminated soils or sludges provided treatment system meets Title 22 requirements and local air district requirements;

- (e) Excavation and/or offsite disposal of contaminated soils or sludges in regulated units;
- (f) Application of dust suppressants or dust binders to surface soils;
- (g) Controls for surface water run-on and run-off that meets seismic safety standards;
- (h) Pumping of leaking ponds into an enclosed container;
- (i) Construction of interim or emergency ground water treatment systems;
- (j) Posting of warning signs and fencing for a hazardous waste or substance site that meets legal requirements for protection of wildlife.

CLASS 31: HISTORICAL RESOURCE RESTORATION/REHABILITATION

Class 31 consists of projects limited to maintenance, repair, stabilization, rehabilitation, restoration, preservation, conservation or reconstruction of historical resources in a manner consistent with the Secretary of the Interior's Standards for the Treatment of Historic Properties with Guidelines for Preserving, Rehabilitating, Restoring, and Reconstructing Historic Buildings (1995), Weeks and Grimmer.

*** CLASS 32: IN-FILL DEVELOPMENT PROJECTS**

Class 32 consists of projects characterized as in-fill development meeting the conditions described in this section.

- (a) The project is consistent with the applicable general plan designation and all applicable general plan policies as well as with applicable zoning designation and regulations.
- (b) The proposed development occurs within city limits on a project site of no more than five acres substantially surrounded by urban uses.
- (c) The project site has no value as habitat for endangered, rare or threatened species.
- (d) Approval of the project would not result in any significant effects relating to traffic, noise, air quality, or water quality.
- (e) The site can be adequately served by all required utilities and public services.

NOW THEREFORE BE IT RESOLVED, that the City Council of the City of Seaside approves Specifications for the FYE 2026 Paving Improvements On Call Contract dated 1/2/2026; and

BE IT FURTHER RESOLVED, that the City of Seaside City Council authorizes the City Manager to execute a construction agreement with The Don Chapin Co Inc. as the first low bidder for a total annual not-to-exceed of \$2,000,000.00 with an option for two (2) additional one-year (1-year) extensions; and

BE IT FURTHER RESOLVED, that the City of Seaside City Council authorizes the City Manager to execute a construction agreement with QA Constructors Inc. as the second low bidder for a total annual not-to-exceed of \$2,000,000.00 with an option for two (2) additional one-year (1-year) extensions; and

BE IT FURTHER RESOLVED, that the City Council of the City of Seaside directs the Public Works Director of the City of Seaside to authorize individual Work Orders under this FYE 2026 Paving Improvements On Call Contract.

PASSED AND ADOPTED at a regular City Council meeting of the City of Seaside duly held on the 19th day of March, 2026, by the following vote:

AYES: COUNCIL MEMBERS
NOES: COUNCIL MEMBERS
ABSENT: COUNCIL MEMBERS
ABSTAIN: COUNCIL MEMBERS

APPROVED:

Ian N. Oglesby, Mayor

ATTEST:

Dominique L. Davis, City Clerk

APPROVED TO FORM:

Sheri L. Damon, City Attorney



**CITY OF SEASIDE
STAFF REPORT**

Item No.: 9.A.

TO: City Council

FROM: Greg McDanel, City Manager

BY: Haroon Noori, Administrative Analyst II

DATE: March 19, 2026

SUBJECT: RECEIVE RECOMMENDATION FROM THE HOMELESS COMMISSION AND ADOPT FUNDING ALLOCATIONS FOR COMMUNITY DEVELOPMENT BLOCK GRANT (CDBG) PUBLIC SERVICE PROGRAMS AND PUBLIC FACILITIES AND INFRASTRUCTURE PROJECTS FOR FISCAL YEARS 2026-2027 AND 2027-2028

RECOMMENDATION

1. Receive the Homeless Commission's recommendation regarding Community Development Block Grant (CDBG) funding allocations;
2. Approve funding allocations for CDBG public service programs and public facilities and infrastructure projects for Fiscal Years 2026-2027 and 2027-2028; and
3. Authorize staff to draft the Fiscal Year 2026-2027 Annual Action Plan and make it available for public review and comment for a period of 30 days.

BACKGROUND

The Community Development Block Grant (CDBG) Program is authorized under Title I of the Housing and Community Development Act of 1974, as amended. As an entitlement jurisdiction, the City of Seaside receives CDBG funds annually on a formula basis from the U.S. Department of Housing and Urban Development (HUD).

Historically, the City has used CDBG funds to support eligible public service programs and public facilities and infrastructure improvements that principally benefit low- and moderate-income Seaside residents.

HUD regulations require all CDBG funded activities to meet at least one of the three national objectives:

- Benefit low-and moderate-income (LMI) persons or households;
- Aid in the prevention or elimination of slums or blight; or
- Meet an urgent community need.

HUD regulations also require the City to meet its goals and serve target groups as identified in its 2025-2029 Consolidated Plan which are outlined below:

Consolidated Plan Priority Populations:

- Extremely low-income and very low-income households
- Seniors
- Youth, primarily aged 16-17
- Persons needing ADA accessibility

Consolidated Plan Priority Needs:

- Access to community services (youth, senior services, and homelessness as priorities)
- Provide quality facilities and infrastructure
- Improve accessibility for people with disabilities
- Preserve and improve existing housing stock

The Consolidated Plan is available on the City website: www.ci.seaside.ca.us/CDBG

FY 2026-2028 NOTICE OF FUNDING AVAILABILITY (NOFA)

The City administers CDBG funding through a two-year funding cycle. The FY 2026-2028 cycle represents the second and third program years of the City's 2025-2029 Consolidated Plan.

On November 10, 2025, the City issued a [Notice of Funding Availability \(NOFA\) and Request for Applications \(RFA\)](#) to solicit applications for fiscal years 2026-2027 and 2027-2028. The NOFA was also published in the Monterey County Weekly on November 11, 2025. A mandatory pre-proposal workshop was also conducted on December 10, 2025, to assist applicants with program regulations and project eligibility questions.

CDBG APPLICATIONS

In response to the NOFA, the City received a total of thirteen (13) applications, consisting of:

- Nine (9) public service program applications, and
- Four (4) public facilities and infrastructure improvement applications.

Applications were submitted through the City's online grant portal at www.citydataservices.net. A summary of applications received is provided in **Attachment A**.

STAFF REVIEW OF APPLICATIONS

Pursuant to 24 CFR § 570.200(a)(2), the City is required to document eligibility determinations for all CDBG-funded activities. This includes review of national objective compliance, eligible activity classification, scope of work, and required supporting documentation.

City staff, with assistance from the City's on-call CDBG consultant, completed a thorough review of all submitted applications and determined that each proposed activity is eligible for CDBG funding, subject to final environmental review and HUD compliance requirements.

REVIEW OF APPLICATIONS BY THE HOMELESS COMMISSION

On February 4, 2026, the Homeless Commission received agency presentations to gain a clearer understanding of the proposed public service programs and public facilities and infrastructure projects.

Following the meeting, Homeless Commission members independently evaluated and scored each application using the CDBG Application Scoring Sheet and Evaluation Guide (**Attachment B**), consistent with the evaluation criteria outlined in the FY 2026-2028 NOFA.

In accordance with the NOFA, applications were required to achieve a minimum weighted score of 70 percent to be considered eligible for funding. All of the applications scored above this threshold and therefore qualified as being eligible to receive funding. City staff compiled and weighted the individual scores and calculated a weighted percentage score and overall ranking for each application. A summary of the Homeless Commission's evaluation summary is provided below.

Applicant / Program or Project	Category	Total Score	Weighted Average	Weighted %
Meals on Wheels of the Monterey Peninsula - Home Delivered Meals	Public Service	510	102	97%
Legal Services for Seniors - Legal Services for Seniors	Public Service	494	99	94%
International School of Monterey - Mental Health Services	Public Service	458	92	87%
CASA of Monterey County - Advocacy for Foster Youth	Public Service	490	98	93%
Gathering for Women - Casa de Noche Buena Case Management	Public Service	473	95	90%
Greater Victory Temple - Youth After School Program	Public Service	473	95	90%
Girls Inc. of the Central Coast - Youth Development Services	Public Service	495	99	94%
ECHO Housing - Fair Housing Services	Public Service	470	94	90%
The Village Project, Inc. - Youth & Family Services	Public Service	502	100	96%
Boys and Girls Club - Clubhouse Re-Roof Project	Public Facility	500	100	95%
Community Human Services - Genesis and Elm Houses	Public Facility	478	96	91%
Meals on Wheels of the Monterey Peninsula - Seaside Community Kitchen	Public Facility	460	92	88%
Seaside Public Works - ADA Curb Ramp Improvements	Public Infrastructure	495	99	94%

FUNDING AVAILABILITY

As an entitlement jurisdiction, the City anticipates the following CDBG funding availability for the two-year funding cycle:

Funding Type/Source	FY26/27	FY27/28
Anticipated CDBG Allocation	\$275,000	\$250,000
Anticipated Program Income	\$256,750	\$250,000
Prior Year CDBG Funds	\$49,250	-
Total	\$581,000	\$500,000

KEY FUNDING PARAMETERS AND CONSTRAINTS

- **Public Service Cap:** HUD limits public service funding to 15 percent of the annual CDBG entitlement plus program income. Based on current estimates, the public service caps are approximately \$79,762 in FY 2026-27 and \$75,000 in FY 2027-28.
- **Program Planning and Administration:** HUD allows up to 20 percent of CDBG funds for planning and administration.
- **Public Facilities and Infrastructure:** These projects are not subject to the 15 percent public service cap and may be funded using remaining CDBG balances.

HOMELESS COMMISSION RECOMMENDATION

The Homeless Commission met on March 4, 2026, to consider CDBG funding allocations for Fiscal Years 2026–2027 and 2027–2028.

To support the Commission’s discussion, staff presented three potential allocation approaches for distributing public service funds, each of which complies with HUD’s 15 percent public service funding cap. These options included equal distribution among all applicants, rank-and-fund based on scoring results, and score-proportional allocation. A summary of these options is provided in Attachment C for City Council reference. Staff did not advance a formal recommendation and instead presented these approaches as examples of common allocation methods used by the City in prior funding cycles.

After discussion, the Homeless Commission recommended a hybrid allocation approach that combines elements of both the rank-based and score-proportional methods. Under this approach, the two highest-scoring public service applicants, each of which received scores exceeding 500 points, would receive \$12,000 per year. The remaining available public service funding would then be distributed among the seven remaining eligible applicants using a score-proportional method, based on the Commission’s evaluation scores.

This approach recognizes the highest-scoring programs while also ensuring that the remaining eligible applicants receive funding in proportion to their relative evaluation scores. The combined score of the seven remaining applicants totals 3,353 points, and each program receives a share of the remaining funds proportional to its portion of that total. For example, Girls Inc. of the Central Coast, which received 495 points, represents

approximately 14.8 percent of the combined score and therefore receives approximately 14.8 percent of the remaining available funds.

The Commission also reviewed staff’s proposed allocations for public facilities and infrastructure projects and program planning and administration and indicated support for those allocations as presented.

The Commission further recommended the following contingency approach if the City’s final CDBG allocation differs from current estimates:

- If funding increases or decreases, adjustments to public service allocations should be applied proportionally among the seven score-proportional programs, while maintaining the \$12,000 annual allocations for the two highest-ranked programs.
- If funding reductions are necessary within the public facilities and infrastructure category, adjustments should be applied to the ADA curb ramp improvement project, which can be implemented in phases.
- Program planning and administration funding may be adjusted proportionally as needed, while remaining within HUD’s 20 percent administrative cap.

The Homeless Commission’s recommended funding allocations are summarized in the table below.

Agency / Program	Requested		Total Score	Recommended	
	FY26-27	FY27-28		FY26-27	FY27-28
PUBLIC SERVICE PROGRAMS (Subject to 15% HUD Cap)					
Meals on Wheels of the Monterey Peninsula – Home Delivered Meals	\$12,000	\$12,000	510	\$12,000	\$12,000
The Village Project – Youth & Family Services	\$12,000	\$12,000	502	\$12,000	\$12,000
Girls Inc. of the Central Coast – Youth Development Services	\$12,000	\$12,000	495	\$7,980	\$7,520
Legal Services for Seniors – Legal Assistance Program	\$15,000	\$15,000	494	\$7,980	\$7,520
CASA of Monterey County – Advocacy for Foster Youth	\$12,000	\$12,000	490	\$7,900	\$7,440
Gathering for Women – Casa de Noche Buena Case Management	\$12,000	\$12,000	473	\$7,590	\$7,160
Greater Victory Temple – Youth After School Program	\$12,000	\$12,000	473	\$7,590	\$7,160
ECHO Housing – Fair Housing Services	\$11,232	\$10,800	470	\$7,510	\$7,080

International School of Monterey – Mental Health Services	\$12,000	\$12,000	458	\$7,212	\$6,120
Public Service Subtotal	\$110,232	\$109,800		\$79,762	\$75,000
PUBLIC FACILITIES & INFRASTRUCTURE PROJECTS					
Boys & Girls Club – Clubhouse Re-Roof Project	\$150,000	\$75,000	500	\$150,000	\$75,000
City of Seaside Public Works – ADA Curb Ramp Improvements	\$250,000	\$250,000	495	\$250,000	\$250,000
Community Human Services-Genesis & Elm Houses Improvements	\$40,000	\$40,000	478	\$40,000	\$40,000
Meals on Wheels – Community Kitchen Improvements	\$40,000	\$40,000	460	\$40,000	\$40,000
Public Facilities & Infrastructure Subtotal	\$480,000	\$405,000		\$480,000	\$405,000
PROGRAM PLANNING & ADMINISTRATION (Subject to 20% Cap)					
City of Seaside – CDBG Program Administration	—	—	—	\$21,238	\$20,000
Planning & Administration Subtotal	\$0	\$0		\$21,238	\$20,000
GRAND TOTAL	\$590,232	\$514,800		\$581,000	\$500,000

CONSOLIDATED FUNDING SUMMARY

Category	FY 2026-27	FY 2027-28
Public Service Programs	\$79,762	\$75,000
Program Planning & Administration	\$21,238	\$20,000
Public Facilities & Infrastructure	\$480,000	\$405,000
TOTAL CDBG FUNDS	\$581,000	\$500,000

TIMELINE AND NEXT STEPS

- March 19, 2026 - City Council consideration
- March–April 2026 - 30-day public comment period
- April 16, 2026 - Tentative final City Council adoption
- May 15, 2026 - Tentative HUD submission deadline

ENVIRONMENTAL REVIEW

For purposes of the National Environmental Policy Act (NEPA) and the California Environmental Quality Act (CEQA), budgeting actions alone do not constitute a project. Prior to commitment or expenditure of CDBG funds, staff will complete all required environmental reviews and certify compliance with applicable CEQA, HUD, and NEPA regulations.

FISCAL IMPACT

This action would result in the allocation of CDBG funds to numerous community organizations. Some, though not all, administrative costs would be offset by CDBG funds. It would be necessary to utilize some funds from the General Fund in the upcoming year’s budget in order to fund the administration of the CDBG funds.

STRATEGIC PRIORITY

Not Applicable

ATTACHMENTS

- Attachment A – FY2026-2028 CDBG Application Summary
- Attachment B – CDBG Application Scoring Sheet and Guide
- Attachment C – FY2026-2028 CDBG Public Service Allocation Options

Reviewed for Submission to the City Council by:



Greg McDanel, City Manager

City of Seaside
Community Development Block Grant (CDBG) Program
FY 2026-2028 NOFA and Application Cycle
Summary of Applications Received

Application ID	Applicant Organization	Program / Project Name	Funding Category (Public Service / Facilities)	FY26-27 Requested Amount (\$)	FY27-278 Requested Amount (\$)	Total Project Cost (\$)	CDBG Matrix Code	CDBG National Objective	Target Population	Unduplicated Clients / Beneficiaries
PS-01	Meals on Wheels of the Mont	Home Delivered Meals	Public Service	\$12,000	\$12,000	\$24,000	05A - Senior Services	LMC Presumed	Seniors	200
PS-02	Legal Services for Seniors	Legal Services for Seniors	Public Service	\$15,000	\$15,000	\$30,000	05C- Legal Services	LMC Presumed	Seniors	304
PS-03	International School of Monte	Mental Health Services	Public Service	\$12,000	\$12,000	\$24,000	05O - Mental Services	LMC	Youth/Students	80
PS-04	CASA of Monterey County	Advocacy for Foster Youth	Public Service	\$12,000	\$12,000	\$24,000	05N - Abused and Neglected Children	LMC Presumed	Foster Youth	24
PS-05	Gathering for Women	Casa de Noche Buena Case	Public Service	\$12,000	\$12,000	\$24,000	05X - Housing Referral and Information Se	LMC Presumed	Homeless Women	16
PS-06	Greater Victory Temple	Youth After School Program	Public Service	\$12,000	\$12,000	\$24,000	05D - Youth Services	LMC	Youth	120
PS-07	Girls Inc. of the Central Coast	Youth Development Service	Public Service	\$12,000	\$12,000	\$24,000	05D - Youth Services	LMC	Youth	100
PS-08	ECHO Housing	Fair Housing Services	Public Service	\$11,232	\$10,800	\$22,032	05J - Fair Housing Activities	LMC	Households	150
PS-09	The Village Project, Inc.	Youth & Family Services	Public Service	\$12,000	\$12,000	\$24,000	05D - Youth Services	LMC	Youth/Families	75
PFI-01	Boys and Girls Club	Clubhouse Re-Roof project	Public Facility	\$150,000	\$75,000	\$225,000	03D - Youth Facilities	LMC	Youth	
PFI-02	Community Human Services	Genesis and Elm Houses	Public Facility	\$40,000	\$40,000	\$80,000	03- Public Facilities and Improvements	LMC	Substance Use Disorder Treatment	
PFI-03	Meals on Wheels of the Mont	Seaside Community Kitcher	Public Facility	\$40,000	\$40,000	\$80,000	03E - Neighborhood Facilities	LMA	Seniors	
PFI-04	Seaside Public Works	ADA curb ramp improveme	Public Infrastructure	\$250,000	\$250,000	\$500,000	03L - Sidewalks	LMC Presumed	Persons with Disabilities	

\$590,232	\$514,800	\$1,105,032
------------------	------------------	--------------------

Application ID	Applicant Organization	Program / Project Name	Category	FY26-27 Requested Amount (\$)	FY27-278 Requested Amount (\$)	Project Description & Scope (20)	Service Benefit (30)	Outcome (10)	Administrative Capacity (20)	Budget & Cost Narrative (20)	Bonus – Priority Project (5)	TOTAL SCORE (105)	Below 70?
PS-01	Meals on Wheels of the Monterey Peninsula	Home Delivered Meals	Public Service	\$12,000	\$12,000								
PS-02	Legal Services for Seniors	Legal Services for Seniors	Public Service	\$15,000	\$15,000								
PS-03	International School of Monterey	Mental Health Services	Public Service	\$12,000	\$12,000								
PS-04	CASA of Monterey County	Advocacy for Foster Youth	Public Service	\$12,000	\$12,000								
PS-05	Gathering for Women	Casa de Noche Buena Case Management	Public Service	\$12,000	\$12,000								
PS-06	Greater Victory Temple	Youth After School Program	Public Service	\$12,000	\$12,000								
PS-07	Girls Inc. of the Central Coast	Youth Development Services	Public Service	\$12,000	\$12,000								
PS-08	ECHO Housing	Fair Housing Services	Public Service	\$11,232	\$10,800								
PS-09	The Village Project, Inc.	Youth & Family Services	Public Service	\$12,000	\$12,000								
PFI-01	Boys and Girls Club	Clubhouse Re-Roof project	Public Facility	\$150,000	\$75,000								
PFI-02	Community Human Services	Genesis and Elm Houses	Public Facility	\$40,000	\$40,000								
PFI-03	Meals on Wheels of the Monterey Peninsula	Seaside Community Kitchen	Public Facility	\$40,000	\$40,000								
PFI-04	Seaside Public Works	ADA curb ramp improvements	Public Infrastructure	\$250,000	\$250,000								

CDBG APPLICATION SCORING – EVALUATION CRITERIA GUIDE	
Criterion	What to Look For (Plain Language)
Project Description & Activity Scope (20)	How clearly the applicant explains what the program/project is, who is served, where it happens, and how it operates from start to finish.
Service Benefit (30)	Who benefits, number of unduplicated clients, outreach/intake/tracking methods, cost per client served, and how the activity meets low/moderate-income benefit requirements.
Outcome (10)	Specific outcome goals and how results will be measured (numbers and/or narrative). Shows alignment with a CDBG outcome (Availability/Accessibility, Affordability, or Sustainability).
Administrative Capacity (20)	Ability to manage CDBG: experience with similar/federal funds, staffing and roles, reserves/cash flow for reimbursement timing, financial controls, and procurement practices.
Budget & Cost Narrative (20)	Budget is complete and reasonable; clearly explains what CDBG pays for, what other funds cover, and provides enough detail/justification for each line item (including personnel roles).
Bonus – Priority Project (5)	<p>Award bonus only if the project clearly meets a City priority identified in the NOFA/Consolidated Plan as follows:</p> <p>This ConPlan’s main target groups include:</p> <ul style="list-style-type: none"> * Extremely low-income and very low-income households * Seniors * Youth, primarily aged 16-17 * Persons needing ADA accessibility <p>The Strategic Plan’s priority needs include:</p> <ul style="list-style-type: none"> * Access to community services (youth, senior services, and homelessness as priorities) * Provide quality facilities and infrastructure * Improve accessibility for people with disabilities

City of Seaside
CDBG Public Service Funding Allocation Options
FY26-28 Funding Cycle

Anticipated Public Service Funding:
FY 2026-2027: \$79,762
FY 2027-2028: \$75,000

		FY2026-2028 Funding Cycle Requests		HC Score	Option 1 - Equal Distribution		Option 2 - Rank-and-Fund Until Exhausted		Option 3 - Score- Proportional Allocation	
Item No.	Agency	Year 1	Year 2		Year 1	Year 2	Year 1	Year 2	Year 1	Year 2
1	Meals on Wheels of the Monterey Peninsula – Home Delivered Meals	\$12,000	\$12,000	510	\$8,862	\$8,333	\$12,000	\$12,000	\$9,323	\$8,766
2	The Village Project, Inc. – Youth & Family Services	\$12,000	\$12,000	502	\$8,862	\$8,333	\$12,000	\$12,000	\$9,150	\$8,604
3	Girls Inc. of the Central Coast – Youth Development Services	\$12,000	\$12,000	495	\$8,862	\$8,333	\$12,000	\$12,000	\$9,064	\$8,523
4	Legal Services for Seniors – Legal Services for Seniors	\$15,000	\$15,000	494	\$8,862	\$8,333	\$12,000	\$12,000	\$9,064	\$8,523
5	CASA of Monterey County – Advocacy for Foster Youth	\$12,000	\$12,000	490	\$8,862	\$8,333	\$12,000	\$12,000	\$8,978	\$8,442
6	Gathering for Women – Casa de Noche Buena Case Management	\$12,000	\$12,000	473	\$8,862	\$8,333	\$9,881	\$7,500	\$8,632	\$8,117
7	Greater Victory Temple – Youth After School Program	\$12,000	\$12,000	473	\$8,862	\$8,333	\$9,881	\$7,500	\$8,632	\$8,117
8	ECHO Housing – Fair Housing Services	\$11,232	\$10,800	470	\$8,862	\$8,333	\$0	\$0	\$8,546	\$8,036
9	International School of Monterey – Mental Health Services	\$12,000	\$12,000	458	\$8,862	\$8,333	\$0	\$0	\$8,373	\$7,872
Public Services (subject to 15% Cap) Subtotal		\$110,232	\$109,800		\$79,762	\$75,000	\$79,762	\$75,000	\$79,762	\$75,000



**CITY OF SEASIDE
STAFF REPORT**

Item No.: 10.A.

TO: City Council

FROM: Greg McDanel, City Manager

BY: Jessica Riley, Finance Director

DATE: March 19, 2026

**SUBJECT: ADOPT A RESOLUTION ACCEPTING THE ANNUAL MID-YEAR
FINANCIAL REPORT AND AMENDMENTS TO THE BUDGET AND
STREETS FUNDING POLICY FOR THE FISCAL YEAR 2025-2026**

RECOMMENDATION

Approve mid-year budget.

BACKGROUND

This item provides the City Council with an opportunity to review the Annual Operating and Capital Budgets as of mid-year and amend the budget as deemed necessary. The City's Finance Director will provide a presentation summarizing the mid-year financial report which is attached to the agenda item.

FISCAL IMPACT

The City's general fund fiscal year operating budget is projected to produce a surplus of approximately \$1.8 million. Staff are requesting budget increases in the general fund of approximately \$694 thousand. The proposed update to the Streets Funding Policy is primarily administrative and intended to manage the fund balance in street operations more transparently.

STRATEGIC PRIORITY

Effective Accessible Governance

ATTACHMENTS

1. Resolution
 2. Q2 26 Report
-

Reviewed for Submission to the City Council by:



Greg McDanel, City Manager

RESOLUTION NO. 26-

A RESOLUTION OF THE CITY COUNCIL OF THE CITY OF SEASIDE

ACCEPTING THE ANNUAL MID YEAR FINANCIAL REPORT AND ADOPTING PROPOSED CHANGES TO THE BUDGET OF THE CITY OF SEASIDE FOR THE FISCAL YEAR 2025-2026, AND MODIFYING THE CITY'S STREETS FUNDING POLICY

WHEREAS, The City Council of the City of Seaside reviewed and adopted the 2025-2026 Annual Operating Budget in June of 2025; and

WHEREAS, the City Council conducts an annual mid-year review of the Operating Budget; and

WHEREAS, the City Council of the City of Seaside has conducted the mid-year review and reviewed the proposed changes to the FY 2025-2026 Annual Budget; and

WHEREAS, the City Council is required to approve changes to the 2025-2026 Operating Budget by resolution; and

WHEREAS, the Mid-Year Financial Report recommends refining the City's streets funding policy to align its methodology with the City's Pension Funding Policy by estimating the actual available amount based on year-end operating results; and

WHEREAS, the recommended policy refinement further clarifies that funding generated under the streets funding policy will first be applied to address any operating deficit in the City's Street Maintenance Fund (Fund 210), with any remaining funds directed to pavement rehabilitation projects.

NOW THEREFORE BE IT RESOLVED,

1. The City Council of the City of Seaside accepts the annual Mid-year Financial Report and adopts the proposed modifications to the 2025-2026 Annual Operating Budget, as detailed in the Mid-year Financial Report, attached, which may be modified and incorporated by staff, as authorized.
2. The City Council approves the modification to the City's Streets Funding Policy, as described in the Mid-Year Financial Report, to:
 - Estimate the funding amount based on actual year-end operating results, consistent with the methodology used in the City's Pension Funding Policy; and
 - Direct such funding first to address any operating deficit in the Street Maintenance Fund (Fund 210), with any remaining funds allocated to pavement rehabilitation projects.

3. The City Council of the City of Seaside authorizes the City Manager to execute any contracts or contract amendments associated with any of the budget modifications approved by this resolution.

PASSED AND ADOPTED at the regular meeting of the City Council of the City of Seaside duly held on the 19th day of March 2026 by the following vote:

AYES: COUNCILMEMBERS:
NOES: COUNCILMEMBERS:
ABSENT: COUNCILMEMBERS:
ABSTAIN: COUNCILMEMBERS:

APPROVED:

Ian N. Oglesby, Mayor

ATTEST:

Dominique L. Davis, City Clerk

APPROVED TO FORM:

Sheri L. Damon, City Attorney

Mid-Year FY 2025-26 Financial Report (Unaudited)



TABLE OF CONTENTS

Introduction	2-3
General Fund FY 2025-26 Budget Recap.....	4
General Fund Revenues Summary.....	5-6
General Fund Expenditure Summary.....	7-9
General Fund Net Results	9
Budget Requests	10
Budget Outlook	12-15
Other Funds	16

INTRODUCTION

This is the second quarterly report for Fiscal Year 2025-26, and comprises results for the six month period ending December 31, 2025. While a few other notable funds are reviewed, this report focuses primarily on the City’s general fund. General Fund operating revenues and expenditures as compared to previous years alongside the budgeted amounts, and any notable changes or trends in these numbers are explained. The report is presented on a cash basis, which means that revenues are recognized at the time revenues are received and expenditures are recognized at the time payment is processed. The City does not accrue any revenues or expenditures in the first quarter.

The purpose of this report is twofold. First, it ensures that the City is consistently monitoring its revenues and expenditures so that it may proactively respond to unanticipated changes or emerging trends. Second, and equally important, consistent reporting increases the transparency of the City’s finances. Quarterly reporting provides the City Council, City Administration, taxpayers and ratepayers with information that demonstrates the City is meeting this standard.

The information in this report is the most accurate and up-to-date information available at the time of publication. It is not meant to be inclusive of all financial and accounting transactions. It is intended only to provide the Council, Management and the public with an overview of the state of the City’s general fiscal condition. It should be noted that this report is not an audited financial statement, and the numbers provided herein are preliminary and subject to change as the year progresses. No data on revenues and expenditures is final until the City has completed its annual audit and finalized its Annual Comprehensive Financial Report (ACFR), which is released in the winter of each year for the prior fiscal year.

ECONOMIC OUTLOOK

The economic outlook section of this report provides an overview of key factors influencing the City’s financial outlook. Consumer spending remains steady but increasingly value-driven, and business investment has slowed in response to higher financing costs and policy uncertainty. While inflation cooled significantly earlier in 2025, recent data show modest upward pressure tied in

part to tariffs and input costs working through supply chains.

Monetary policy remains a central focus. The Federal Reserve reduced interest rates three times in late 2025 as inflation moved closer to its long-term target and labor market conditions softened. However, policymakers have signaled a cautious stance moving forward, balancing moderating economic growth against the risk of renewed inflation. Financial markets currently anticipate a measured and data-dependent approach in 2026.

Overall, the national outlook is stable but restrained, with continued expansion expected at a slower pace than in recent years.

NATIONAL & STATE ECONOMIC OUTLOOK

HdL (the City’s revenue enhancement consultant) reports that the U.S. economy continues to expand at a moderated pace, with real GDP growth projected at approximately 2.3% in both FY 2025-26 and FY 2026-27.

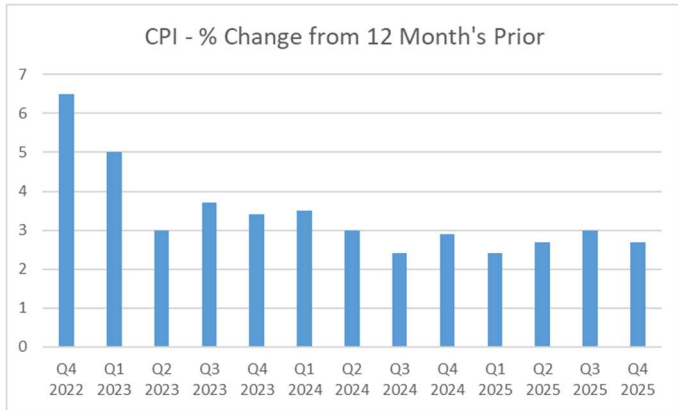
- California’s unemployment rate has stabilized in the mid-5% range (approximately 5.4%–5.7%) and is expected to improve modestly to about 5.5% next fiscal year, indicating a cooling but steady labor market.
- Statewide Sales and Use Tax growth is forecast at roughly 1.7% in FY 2025-26, increasing to 2.6% in FY 2026-27, with stronger performance in online retail and countywide pools offsetting softer results in autos and construction-related sectors.
- California’s median existing home price is projected in the \$736,000–\$739,000 range, reflecting modest year-over-year growth of just over 1%, as limited supply continues to support pricing despite weaker sales activity.

Source: HdL

Inflationary pressures have moderated significantly from their peak, though progress toward the Federal Reserve’s long-term target has been uneven. After cooling through much of 2024 and early 2025, recent data indicate renewed price pressures, driven in part by tariff-related cost increases and persistent service-sector

CITY OF SEASIDE

inflation. This environment continues to test the balance between price stability and sustained economic growth.



In response to easing inflation earlier in 2025 and signs of a softening labor market, the Federal Reserve reduced the federal funds rate three times in late 2025. While financial conditions have improved, policymakers have emphasized a cautious, data-dependent approach moving into 2026, noting ongoing uncertainty surrounding trade policy, global conditions, and the pace of disinflation.

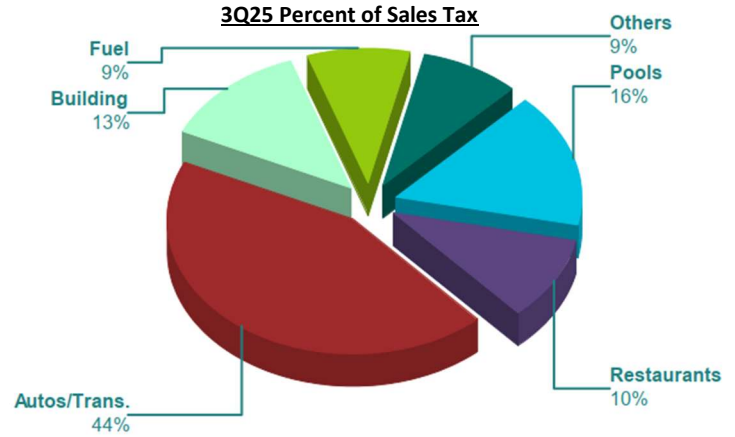
Economic growth has slowed but remains positive. HdL’s California Consensus Forecast projects modest U.S. expansion over the next two fiscal years as higher borrowing costs, slower hiring, and consumer caution temper activity. California’s unemployment rate has stabilized in the mid-5% range, reflecting reduced hiring momentum rather than significant layoffs. Despite these headwinds, wage growth and household spending have remained relatively resilient, supporting continued, though more measured, economic expansion.

LOCAL ECONOMIC OUTLOOK

Seaside’s local economy has reflected the broader pattern of moderated growth and gradual stabilization through the first half of Fiscal Year 2025-26. Following softness during FY 2024-25, recent activity has generally tracked within budget expectations, though performance remains uneven across sectors as households and businesses adjust to evolving economic conditions.

Labor market conditions have improved modestly. The City’s unemployment rate was approximately 3.3% as of December 2025 (preliminary), trending downward from

a mid-2025 peak and remaining below state and national averages. While hiring activity has slowed compared to prior years, the local labor market remains relatively stable.



Source: HdL

Sales and use tax revenues, representing roughly 40% of the City’s General Fund revenues, continue to be closely monitored. Performance remains heavily concentrated in the autos and transportation sector, which comprises the largest share of the City’s sales tax base. Although statewide data show modest stabilization in taxable sales, new motor vehicle activity remains sensitive to financing conditions and consumer confidence. The closure of the Hyundai dealership at the Seaside Auto Center underscores the City’s exposure to volatility within this sector and highlights an ongoing concentration risk.

Tourism-related revenues have shown improvement compared to the prior fiscal year. Transient occupancy tax (TOT) has stabilized and is trending near or slightly above expectations at mid-year, supported by steady visitation and established regional events. Restaurant activity has remained relatively solid, particularly in casual dining, while fuel-service stations and certain retail categories continue to reflect cautious consumer spending patterns.

Overall, Seaside’s local outlook remains one of measured and uneven growth. While several key revenues are performing within expectations at mid-year, the City’s reliance on economically sensitive revenue streams, particularly auto-related sales tax, warrants continued vigilance. Staff will continue to monitor trends closely and evaluate fiscal performance as part of the mid-year budget review process.

GENERAL FUND

FY 2025-26 BUDGET RECAP:

General Fund Changes in Fund Balance:	Projected Operating	New Funding Streets	New Funding Capital	Total Budget
	FY26	FY26	FY26	FY26
Revenues	\$ 48,255,056	\$ -	\$ -	\$ 48,255,056
Fund Balance		\$ 1,164,543	\$ 615,000	1,779,543.00
Expenditures	(48,207,179)	(1,164,543)	(615,000)	(49,986,722)
Adjusted Surplus/(Deficit)	\$ 47,877	\$ -	\$ -	\$ 47,877

In June 2025, the Seaside City Council adopted the FY 2025–26 Operating and Capital Budget during a period of slowing revenue growth and rising long-term cost pressures. At the time of adoption, the City was beginning the fiscal year with a negative unassigned General Fund balance, reflecting prior years where expenditures and one-time uses of fund balance outpaced recurring revenues. As a result, the adopted budget was structured with the goal of restoring structural balance over time while maintaining core services.

The adopted General Fund budget includes \$48.3 million in operating revenues and \$48.2 million in operating expenditures, producing a modest operating surplus of approximately \$47,900. While the budget remains balanced on an operating basis, it includes the use of approximately \$1.8 million of fund balance to support both capital and operational needs, including \$615,000 for capital improvement projects and \$1.16 million for street maintenance and operations. The use of fund balance for street maintenance operations, first implemented in FY 2024–25, is intended to be temporary while the City evaluates expenditure reductions and alternative funding sources.

Personnel costs remain the primary expenditure driver at approximately \$36.1 million, or about 75% of General Fund expenditures. To manage these pressures, the budget incorporated expenditure restraint measures, including freezing 20 vacant positions, maintaining staffing levels below optimal service benchmarks, and reducing departmental operating requests by approximately \$4.6 million.

FISCAL PATH FORWARD:

The adopted financial plan also reflects a shift in fiscal direction toward restoring long-term stability, emphasizing two key priorities: allowing revenues to gradually outpace expenditures through controlled spending and conservative revenue projections, and rebuilding and sustaining reserve levels while reducing reliance on one-time fund balance to support ongoing operations.

Fiscal Year 2025-26 Budget Adoption Recap		
	Unassigned Fund Balance	Operating Surplus/Deficit
Starting Balance	-\$1,746,825	+\$59,877
Council Budget Decisions to Strengthen Fund Balance:	+\$2,070,000	No Impact
Staff's Final Proposed Adjustments/Corrections:	+\$20,000	+\$210,000
Council Prioritized Changes:	-\$22,000	-\$22,000
Additional Reserve Requirements (a % of expenditures):	-\$3,600	No Impact
Projected June 30, 2026 Balance at time of Budget Adoption	+\$317,575	+\$47,877

CITY OF SEASIDE

RESERVES:

Emergency Reserve - 15%	(7,231,077)
Special Reserve - 10%	(4,820,718)
Capital Reserve - 5%	(2,410,359)
	<u>(14,462,154)</u>

At the time of budget adoption, reserve levels were initially projected to fall below the City’s 30% policy target. However, following a strategic budget study session, the City Council approved deferring select capital projects and spreading the reduction of the street maintenance operating deficit over a two-year period, which improved projected reserve levels. As a result, the City’s reserve accounts were fully funded at the time the budget was adopted.

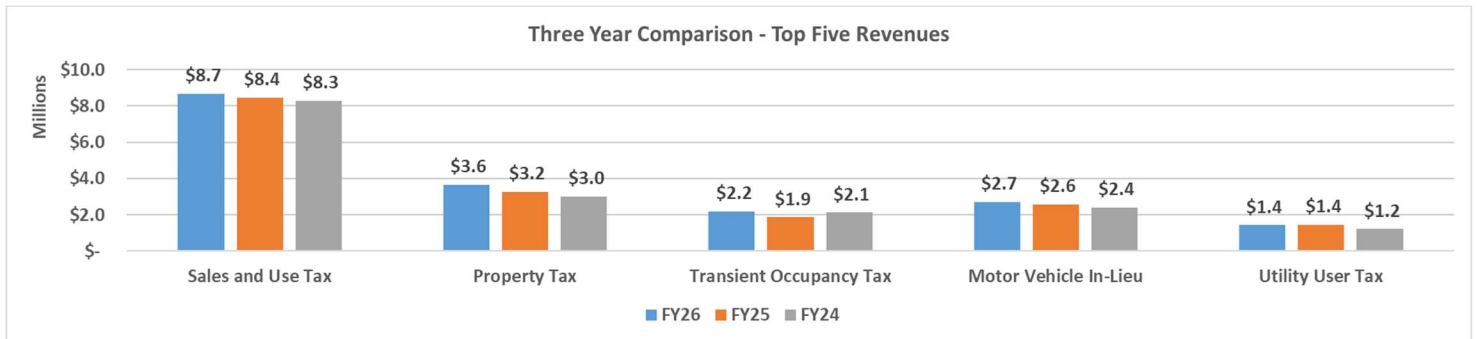
Since adoption, \$325,000 has been released from capital reserves to address shortfalls in urgent capital project budgets. Overall, the FY 2025–26 budget reflects a transitional fiscal year focused on stabilization, balancing near-term operational needs while beginning the process of restoring the City’s unassigned fund balance and maintaining healthy reserve levels.

Q2 GENERAL FUND REVENUES:

Through the second quarter of FY 2025-26, total General Fund revenues of \$22.2 million are 3% (\$724,000) above FY 2024-25 and 4% (\$839,000) above FY 2023-24 for the same period. While collections are slightly below the 50% mid-year benchmark, full-year revenues are projected at \$49.2 million, approximately \$929,000 million above the adopted budget, reflecting stronger performance in several major categories.

General Fund Revenues:	Budget		Results:	Variances:				Projection	
	Annual	Q2 - 50%	Q2	Year over Year Vs. FY25		Year over Year Vs. FY24		Year-End	Variance vs. Budget
	FY 26	FY 26	FY 26	\$	%	\$	%	FY 26	\$
Sales and Use Tax	\$ 19,957,780	\$ 9,978,890	\$ 8,681,926	\$ 237,327	3%	\$ 396,279	5%	\$ 20,447,435	\$ 489,655
Property Tax	6,679,111	3,339,556	3,638,193	389,294	12%	628,201	21%	7,271,121	592,010
Transient Occupancy Tax	4,090,386	2,045,193	2,199,852	341,416	18%	84,354	4%	4,510,648	420,262
Motor Vehicle In-Lieu	5,368,963	2,684,481	2,695,569	140,140	5%	300,436	13%	5,441,137	72,174
Utility User Tax	3,876,155	1,938,077	1,428,690	(12,541)	-1%	218,395	18%	3,831,660	(44,495)
Business License Tax	1,025,134	512,567	1,015,831	48,397	5%	(35,464)	-3%	1,084,991	59,857
Franchise Fees	2,219,084	1,109,542	654,366	71,278	12%	68,750	12%	2,074,812	(144,271)
Marijuana Receipts Tax	769,600	384,800	153,908	(231,901)	-60%	(116,369)	-43%	548,288	(221,312)
Miscellaneous-Other Revenue	890,639	411,701	158,672	(341,243)	-68%	(74,870)	-32%	645,518	(245,121)
Licenses & Permits	686,827	343,413	494,398	180,572	58%	(112,488)	-19%	912,392	225,566
Fees & Charges	843,965	421,983	468,153	104,803	29%	84,252	22%	841,764	(2,201)
Grant Revenue	268,127	134,063	21,009	(139,187)	-87%	(584,558)	-97%	21,009	(247,118)
Income from Investments	1,018,861	509,431	354,250	(130,224)	-27%	(79,257)	-18%	1,055,614	36,753
Other Agency Revenue	352,266	176,133	182,213	38,477	27%	61,731	51%	300,600	(51,666)
Fines & Forfeitures	208,159	104,079	98,066	27,666	39%	(136)	0%	197,513	(10,646)
Transfer In	-	-	-	-	n/a	-	n/a	-	-
Revenues by Source	\$ 48,255,056	\$ 24,093,909	\$ 22,245,095	\$ 724,274	3%	\$ 839,255	4%	\$ 49,184,503	\$ 929,447

DISCUSSION OF SIGNIFICANT REVENUE VARIANCES:



- **Sales and Use Tax**, the City’s largest revenue source, totaled \$8.7 million through Q2, representing a 3% increase over FY 2024-25 and a 5% increase over FY 2023-24. While receipts remain below the 50% budget benchmark at mid-year, the year-end projection of approximately \$20.4 million is nearly \$490,000 above budget. Performance reflects modest stabilization overall, though results remain sensitive to activity in the auto sector, which continues to comprise the largest share of the City’s sales tax base.
- **Property Tax** revenues of \$3.6 million are up 12% year-over-year, benefiting from assessed valuation growth and increased Successor Agency pass-through distributions. Year-end property tax is projected to exceed budget by approximately \$592,000.
- **Transient Occupancy Tax (TOT)** collections of \$2.2 million are up 18% from the prior year and slightly above FY 2023-24 levels. Performance through mid-year reflects steady visitor activity and established regional events. TOT is projected to exceed budget by approximately \$420,000 at year-end.

Other notable trends include solid growth in Motor Vehicle In-Lieu Tax (+5%), Business License Tax (+5%), Licenses & Permits (+58%), and Fees & Charges (+29%) compared to the prior year. Conversely, Marijuana Receipts Tax (-60%), Miscellaneous Revenues (-68%), and Grant Revenue (-87%) reflect timing differences and structural declines. Utility User Tax and Franchise Fees are trending slightly below budget at mid-year but remain within expected ranges.

Overall, General Fund revenues are performing slightly ahead of prior years and are projected to finish the fiscal year above budget. While concentration in economically sensitive revenues, particularly sales tax, continues to warrant close monitoring, mid-year results reflect stable and generally favorable performance relative to expectations.

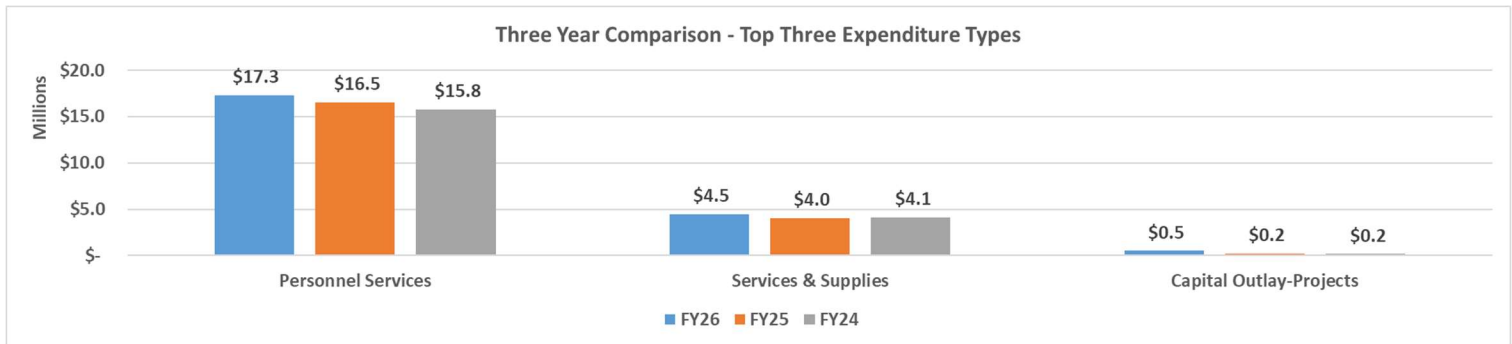
Q2 GENERAL FUND EXPENDITURES:

Total budgeted expenditures for FY 2025-26, including transfers and use if General Fund Balance, are \$56.1M.

General Fund Expenditures by Type:	Budget		Results:	Variances:				Projection	
	Annual	Q2 - 50%	Q2	Year over Year Vs. FY25		Year over Year Vs. FY24		Year-End	Variance vs. Budget
	FY26	FY26	FY26	\$	%	\$	%	FY26	\$
Personnel Services	\$ 35,897,322	\$ 17,948,661	\$ 17,282,301	\$ 771,903	5%	\$ 1,472,906	9%	\$ 33,883,263	\$ 2,014,059
Services & Supplies	9,596,748	4,798,374	4,491,819	454,005	11%	364,728	9%	9,161,301	435,447
Capital Outlay-Projects	862,532	431,266	504,510	276,267	121%	349,568	226%	801,609	60,923
Debt Service	648,159	324,079	348,643	84,888	32%	54,212	18%	620,605	27,554
Internal Service Charge	2,373,214	1,186,607	1,186,607	(365,783)	n/a	(16,401)	n/a	2,373,214	-
Operating Transfers	822,399	411,200	-	-	n/a	(244,403)	n/a	822,399	-
Capital Transfers	8,587,176	4,293,588	2,445,225	888,176	n/a	485,987	n/a	7,706,522	880,654
Administrative Allocation	(2,706,534)	(1,353,267)	(1,353,267)	59,301	n/a	(234,067)	n/a	(2,706,534)	-
Expenditures by Type	\$ 56,081,018	\$ 28,040,509	\$ 24,905,836	\$ 2,168,756	10%	\$ 2,232,529	10%	\$ 52,662,380	\$ 3,418,638

Expenditures through the second quarter were \$24.9M or 44% of the total fiscal year 2025-26 budget. For comparison, expenditures through the second quarter in the prior year were 45% of the fiscal year 2024-25 budget. This indicates that the City is trending very similar on a year over year basis as compared to the prior year.

EXPENDITURES BY TYPE:



DISCUSSION OF SIGNIFICANT EXPENDITURE VARIANCES BY TYPE:

➤ **Personnel Services**

Through the second quarter of FY 2025-26, Personnel Services total \$17.3 million, or 48% of the annual budget, and remain below the proportional mid-year benchmark. Costs are up 5% (\$767,000) compared to FY 2024-25, reflecting negotiated salary increases, the one-time payment provided in July, step adjustments, and higher pension costs. Despite these increases, year-end expenditures are projected at \$34.9 million, approximately \$1.0 million below budget, primarily due to vacancy savings, although costs are expected to trend closer to budget as remaining positions are filled.

➤ **Services & Supplies**

Services and Supplies expenditures total \$4.5 million through Q2, or 47% of budget, and are tracking slightly below mid-year expectations. Costs are up 11% year over year, reflecting inflationary and contractual increases; however, year-end spending is projected at \$9.2 million, approximately \$336,000 under budget, indicating expenditures remain within planned appropriations.

EXPENDITURES BY DEPARTMENT:

General Fund Expenditures by Department:	Budget		Results:	Variances:				Projection	
	Annual	Q2 - 50%	Q2	Year over Year Vs. FY25		Year over Year Vs. FY24		Year-End	Variance vs. Budget
	FY 26	FY 26	FY 26	\$	%	\$	%	FY 26	\$
Legislative Body	\$ 663,611	\$ 331,805.37	\$ 244,353	\$ 91,857	60%	\$ 138,476	131%	\$ 612,711	\$ 50,900
Administration	(15,930)	(7,965)	(105,782)	(111,068)	-2101%	(252,439)	-172%	(70,307)	54,376
City Clerk	456,959	228,480	177,102	(18,960)	-10%	114,664	184%	349,315	107,644
City Attorney	569,710	284,855	130,529	(28,675)	-18%	134,603	-3304%	473,289	96,421
Human Resources	58,606	29,303	(79,854)	(15,260)	24%	(407,616)	-124%	(64,907)	123,513
Finance Department	269,538	134,769	50,919	(34,010)	-40%	(80,815)	-61%	215,247	54,292
Police Department	17,379,400	8,689,700	8,541,956	(193,734)	-2%	640,036	8%	16,840,157	539,243
Fire Department	11,870,173	5,935,086	6,039,750	662,320	12%	980,168	19%	11,606,134	264,039
Building and Code Enforcement	1,458,676	729,338	625,247	106,764	21%	10,752	2%	1,565,893	(107,217)
Community, Housing & Economic Development	1,272,621	636,310	438,066	(17,786)	-4%	235,889	117%	1,211,396	61,225
Economic Development	753,537	376,769	461,927	70,187	18%	(85,051)	-16%	808,488	(54,951)
Public Works/Engineering	15,529,935	7,764,968	5,291,490	1,333,649	34%	657,576	14%	13,610,232	1,919,704
Recreation	5,856,983	2,928,491	3,090,132	323,471	12%	146,287	5%	5,667,303	189,680
Expenditures by Department	\$ 56,123,818	\$ 28,061,909	\$ 24,905,836	\$ 2,168,756	9%	\$ 2,232,529	10%	\$ 52,824,951	\$ 3,298,867

As of the second quarter, General Fund expenditures total \$24.9 million, or approximately 44% of the annual budget, and are trending slightly below the proportional mid-year benchmark. Overall spending remains stable, and most departments are operating at or below budgeted levels, with current variances largely attributable to timing, staffing transitions, and specific operational demands rather than ongoing structural issues.

Public safety departments reflect higher overtime expenditures in the first half of the year, particularly in Police and Fire; however, these costs are expected to be substantially offset by salary savings from vacancies and recent recruitments, including the hiring of two firefighters and completed promotions within the Fire Department. Building and Code Enforcement expenditures reflect continued use of subcontracted inspection services to support significant development activity and expanded citywide inspections, partially offset by vacancy savings. Public Works/Engineering is monitoring higher-than-anticipated water utility costs driven by rate increases and increased usage, though overall departmental expenditures remain within budget expectations at mid-year. The Economic Development Department is projecting a small variance of approximately \$54,000, primarily related to personnel costs. Staff is requesting two minor budget amendments to align the budget with actual costs, including \$30,436 for higher-than-anticipated medical insurance expenses due to changes in employee coverage and \$33,026 for an unanticipated personnel-related compensation obligation. Given the department’s small staffing level, these personnel-related changes have a noticeable impact on the budget but are operational in nature.

All remaining departments, including Legislative Body, Administration, City Clerk, Finance, Human Resources, and Community Development, are generally trending at or below their proportional budgets, with consultant and professional service expenditures aligned with project timing. Based on current trends, year-end expenditure projections remain consistent with the adopted financial plan.

COUNCIL APPROVED BUDGET AMENDMENTS:

Below is a summary of budget amendments appropriated or committed by the City Council in the first two quarters of the year:

**City of Seaside General Fund
FY 2025-26 Running Budget Totals - Budget Amendments
As of 2/26/2026**

Capital Budget Amendments		Approval Date
Transfer Capital Reserve to PD Parking Lot Project	\$ 300,000	8/8/2025
Transfer Capital Reserve to Cutino Park Light Pole	\$ 25,000	11/20/2025
Running total: \$ 325,000		

As may be seen, the City Council has approved \$325,000 in funds through the first two quarters of the year. Operating budget amendments affect the operating budget/surplus calculation. Capital budget amendment will result in an expenditure of fund balance, in this case, the portion of fund balance impacted was the capital reserves in the amount of \$325,000.

GENERAL FUND NET RESULTS:

Overall, the first half of the year showed expenditures of \$24.6M (45% of the annual budget) in comparison with revenues of \$21.4M (44% of the annual budget). Projected results are as follows:

General Fund Changes in Fund Balance:	Projected Budget FY26	
Beginning Fund Balance (Audited)	\$ 36,710,646	
Projected Revenue	49,184,503	Operating Results
Projected Operating Expenditures	(47,369,879)	1,814,624
Street Operation Transfers	(1,164,543)	Use of Fund Balance
Capital Expenditures	(4,290,529)	(5,455,072)
Projected Change in Fund Balance	(3,640,448)	
Projected Ending Fund Balance	<u>\$ 33,070,198</u>	

Mid-year results indicate that operating revenues are projected to exceed planned operating expenditures by approximately \$1.8 million. Despite this positive operating performance, overall fund balance is still expected to decline due to planned uses for street-related expenditures and capital projects, which continue to be funded from previously committed fund balance.

Many capital projects span multiple years, and funding approved in prior budgets is carried forward so projects can continue through completion. As of July 1, 2025, \$5,791,963 in fund balance was committed for capital projects to support these ongoing investments in City infrastructure.

Other Budget Amendment Requests:

The following summarizes the budget amendments included in the City’s mid-year review, which are needed to address contingencies, unforeseen costs, and operational adjustments that have emerged since the budget was adopted. The total requested from the General Fund balance is \$694,556. One item accounts for nearly half of this amount and relates to water cost adjustments, while most of the remaining amendments are supported by corresponding revenues, such as permit activity and other City fee collections. Details of each amendment are provided below.

By Funding Source	Request
General Fund Balance	\$ 694,556
Special Revenue	6,243,207
Water User fees	32,952
Existing budget	1,401,031
Total	\$ 8,371,746

Description	Funding Source	Amount
Auto allowance for council that was a new benefit missed in the Personnel budget	General Fund Balance	3,342
Auto allowance for City Manager that was a new benefit missed in the Personnel budget	General Fund Balance	5,843
Medical Insurance overage, due to estimates and rate changes - City Council	General Fund Balance	13,620
Clerk's office transfer from salaries to contract services for marketing contract services	Existing budget	90,367
Transfer from Finance Consultant budget to Finance Modular Bathroom Addition CIP project	Existing budget	60,000
Finance bank fees increase due to greater than expected fee collections via credit card	General Fund Balance	58,416
Consultant Services for Successor Agency Reporting	Special Revenue	24,950
Police Administration overtime covered by salaries savings from Police Operations	Existing budget	23,035
Police Field Operations overtime covered by salaries savings from Police Operations	Existing budget	116,490
Police Support overtime covered by salaries savings from Police Operations	Existing budget	28,652
Police CSA medical supplies; revenue-backed, missed from 25-26 budget development	General Fund Balance	5,000
Fire Operations overtime covered by salaries savings in Fire Administration	Existing budget	115,111
Fire operations contract services for increased inspections - reimbursed by service fee charges	General Fund Balance	20,971
Strike Team deployment Salaries & Benefits - reimbursable	General Fund Balance	32,357
Salaries savings in Building department transfer to offset subcontracted services	Existing budget	106,577
Additional amount for subcontracted work needed to provide Building & Safety services	General Fund Balance	100,000
Medical Insurance overage in Economic Development due to changes in coverage and plan adjustments	General Fund Balance	33,026
Additional Salaries for Economic Development for unanticipated personnel-related compensation obligation	General Fund Balance	30,436
Transfer from salary savings in parks to trees & irrigation division	Existing budget	158,992
Transfer to Parks, Community Projects salaries & benefits from Government Buildings salaries savings	Existing budget	87,205
Transfer to Engineering overtime from salary savings	Existing budget	20,623
Additional City-wide water expenditures - includes recycled water to golf course	General Fund Balance	291,544
Medical Insurance overage, misclassified to Parks Division - Irrigation	Existing budget	36,354
Recreation - Transfer to Community Center, Athletic Services, & Afterschool Part-time from Other Divisions	Existing budget	274,261
Transfer remaining fund balance from Gardner Trust to Senior Program	Special Revenue	5,680
Recreation - Additional funds needed for senior program	General Fund Balance	10,000
Sewer permits for Trailers to connect to the sewer system - Cost savings from reduced contract services	General Fund Balance	40,000
Budgeting for Full amount of Approved Prop 47 Grant	Special Revenue	4,240,152
Second round of funding for Permanent Local Housing Allocation Rental Assistance Program	Special Revenue	330,334
Public Works Maintenance additional amount for street light replacement on Broadway	General Fund Balance	50,000
Public Works Engineering additional impact fees budgeted for Del Monte/Fremont intersection project	Special Revenue	673
Public Works Engineering additional Measure X funding for Pavement Rehab project	Special Revenue	20,000
Correct account to transfer \$250,000 to the Phase 1 Trails project from Lincoln Cunningham Project	Existing budget	250,000
Watermaster assessment for the Seaside Municipal Water System	Water User Fees	23,987
Water System Annual Fees	Water User Fees	8,965
Adjustment to Recreational Trail Program for Grant Funding Awarded	Special Revenue	1,621,418
Transfer FORA Eucalyptus repairs from Subcontracted work to Consultant	Existing budget	18,363
Transfer funds from the Storm Draining Cleaning Project to the CMP Replacement Program	Existing budget	15,000
Total	Total	\$ 6,716,965

Mid-Year Policy Overview and Other Adjustments to Operating Net Results:

Excluding planned uses of fund balance for capital projects and street operations, operating revenues are projected to exceed operating expenditures by \$1.8 million for FY 2025–26. When the budget was adopted, the City’s street funding policy directed that an estimated portion of this excess, \$544,387, be applied to the following year’s pavement rehabilitation or street operations budget. This approach was part of a broader strategy to address the recent deficit in street operations over time, which the Council has been made aware of, while continuing to fund critical maintenance needs.

Staff now proposes aligning the street funding methodology with the City’s Pension policy, which estimates the actual available amount at mid-year rather than using a projection, making it consistent and easier to apply. Under the refined approach, any street funding would first cover the operating deficit in Fund 210, with the remainder directed to pavement rehabilitation funded from fund 214. Under the Pension policy, 20% of any realized year-end excess remaining after reserves are met is deposited into the City’s Section 115 Pension Trust, estimated at \$362,925 for FY 2025–26.

After applying these policy transfers, and if the budget amendment requests are approved, remaining operating revenues over expenditures are projected at \$575,680, providing flexibility for other operational priorities while continuing to address street and pension obligations.

Fiscal Impact of Mid-Year Budget Amendments:

Projected General Fund Net Operating Results:	1,814,624
Mid-year Budget Adjustments Requested:	694,556
Year End Pension Allocation:	362,925
Year End Street Allocation:	<u>544,387</u>
Net Balance:	<u>575,680</u>

Proposed Street Funding Policy Adjustment – Summary

The policy ensures predictable funding for street rehabilitation by applying an estimated actual amount of year-end operating results to the street fund, rather than a projected figure. This aligns the methodology with the City’s Pension policy, improves accuracy, and supports consistent long-term street maintenance funding. Furthermore, funding will first address any ongoing operating deficit in Fund 210, with remaining funds directed to pavement rehabilitation projects.

BUDGET OUTLOOK:

The projected Net Position for FY 2025–26 is \$33.1 million. After accounting for committed funds, reserves, and transfers under the Pension and Streets policies, the unassigned fund balance is expected to be \$4.2 million. While higher than the \$317,575 projected at budget adoption, it remains limited relative to ongoing needs. Over the past three years, the General Fund has typically contributed at least \$1 million annually for street operations and \$1 million for capital projects, and the City also faces an estimated \$10 million investment to prepare the Phase 2 Campus Town site.

Given these pressures, unassigned funds must be used carefully, prioritizing revenue-generating development projects. The updated long-term forecast of unassigned fund balance as of mid-year is presented in the next section of this report.

Fund Balance Classifications After Mid Year Budget Adjustments	Projected Results FY2026
Projected Fund Balance	\$ 33,070,198
Unspendable	(8,657,884)
Pension Trust	(4,875,000)
Emergency Reserve - 15%	(7,231,077)
Special Reserve - 10%	(4,820,718)
Capital Reserve - 5%	(2,410,359)
Pension Policy - 20% Surplus	(362,925)
Streets Policy - 30% Surplus	(544,387)
Unassigned Fund Balance	<u>\$ 4,167,848</u>

Some insights that may be gained at this mid-year budget review:

- Most major sources of revenue have recovered, but some revenues are **projected to decline**.
- Continued downward pressure Sales and Use Tax from weakness in auto sales.
- Marijuana Receipts tax **have decreased**.
- Street operations funds are in deficit and add pressure to the general fund budget
- Personnel **costs are up** but expected to produce a variance due to vacancies throughout departments.

Headwinds:

- While inflation rates were hovering slightly above the Federal Reserve’s target inflation rate of 2%, it remains to be seen if the recent spike in oil prices will persist.
- PERS unfunded liabilities continue to grow.
- Expenses remain high for construction projects with bids expected to come in higher than originally anticipated.
- The state budget is in deficit for 2026-27, but is projected to be smaller than expected
- Geopolitical unrest continues.

LONG TERM FORECAST

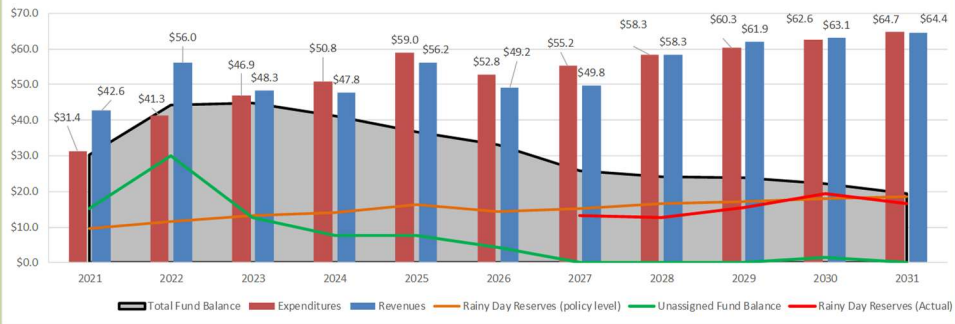
On the following page may be found the City's five-year long-term forecast (LTF). The forecast provides 5 years of historical data as context, the amended budget for FY 2025-26 and five years of forward looking projections. The LTF was developed at a high level (low level of detail). The City's major sources of revenue were grouped into categories and projected. Likewise, the City's major expenditures were grouped into categories and projected. The majority of the assumptions used in the report were based on a five-year historical trend or provided by outside consultants. Some projections however are based on known payment or increase percentages, such as debt service schedules. Another example is pension costs, which can be estimated with some accuracy. Additionally, the City's capital costs were input according to the five-year CIP.

The following updates were made to the LTF for the Q2 report:

- FY2024-25 projections were updated with audited results
- FY2025-26 projected results were added (unaudited)

CITY OF SEASIDE

Long Term Forecast



	Actual	Actual	Actual	Actual	Audited Results	Projected Results	Projected	Projected	Projected	Projected	Projected
	2021	2022	2023	2024	2025	2026	2027	2028	2029	2030	2031
REVENUES											
Sales, Use & Transaction Tax	17,794,977	19,903,626	20,287,290	19,990,904	20,210,110	20,447,435	20,754,147	21,169,230	22,804,306	23,458,436	24,632,189
Property Tax	9,407,980	10,030,828	10,636,763	9,957,532	12,254,899	12,712,258	13,097,005	13,581,544	14,084,010	15,105,066	15,116,205
Transient Occupancy Tax	2,662,172	4,121,251	4,171,851	4,523,008	4,454,583	4,518,827	4,609,296	4,701,566	5,795,684	5,391,688	5,489,614
Sales of Real/Personal Property	-	-	-	-	-	-	-	-	-	-	-
Utility User Tax	2,803,550	2,744,471	3,071,788	3,258,843	3,737,520	3,831,660	3,984,926	4,144,323	4,227,210	4,311,754	4,397,989
Franchise Fees	1,764,355	1,899,159	1,928,742	2,043,429	2,063,431	2,074,812	2,116,309	2,158,635	2,201,808	2,245,844	2,290,761
Marijuana Receipts Tax	1,416,668	1,198,045	967,985	718,828	602,264	548,288	250,000	237,500	225,625	214,344	203,627
Other Revenues	6,618,637	6,010,683	7,198,450	7,350,786	6,902,798	5,051,222	4,946,182	5,076,451	5,211,087	5,349,762	5,492,127
Transfer In	118,983	9,175,575	-	-	-	-	-	-	-	-	-
Campus Town Land Sale	-	-	-	-	6,000,000	-	-	-	-	-	-
Projected SRD; net revenue	-	-	-	-	-	-	-	3,134,478	3,189,494.71	3,163,333.13	3,136,494.54
Projected Maingate/Campus Town; net revenue	-	-	-	-	-	-	-	4,110,910	4,120,274.42	3,871,869.97	3,617,037.28
Total Revenues	42,587,321	55,995,924	48,262,868	47,843,329	56,225,605	49,184,503	49,757,864	58,314,637	61,859,500	63,112,096	64,376,043
EXPENDITURES BY TYPE											
Personnel Services											
Salaries	16,404,907	17,981,576	16,404,907	17,981,576	18,703,040	19,607,695	20,392,047	23,064,341	23,756,243	24,468,901	25,959,054
Overtime	1,692,023	1,739,762	1,692,023	1,739,762	1,962,424	1,825,405	1,898,421	2,304,288	2,373,417	2,444,619	2,517,958
Benefits	12,325,950	13,231,956	12,325,950	13,255,408	14,037,083	6,360,652	6,707,230	7,333,558	7,685,900	8,008,970	8,298,836
Total Personnel Services	23,233,852	27,153,244	30,422,880	32,953,294	34,702,548	34,929,190	37,203,971	41,370,837	42,892,642	44,842,655	46,552,820
Services & Supplies	5,591,334	7,865,878	10,128,684	9,639,324	15,459,001	9,203,679	9,479,790	9,764,184	10,057,109	10,358,822	10,669,587
Internal Service Charge	2,414,863	2,135,415	2,528,925	2,406,017	3,110,404	2,373,214	2,515,607	2,591,075	2,642,897	2,695,755	2,776,627
Operating Transfer Out	810,540	2,039,053	1,816,459	1,972,126	2,138,170	2,147,013	2,211,423	2,277,766	2,346,099	2,416,482	2,488,976
Debt Service	189,914	237,888	405,080	506,388	523,231	620,605	774,026	814,944	853,475	877,595	834,565
Non-project Capital	316,931	888,962	566,360	1,165,866	743,329	802,713	826,794	851,598	877,146	903,460	930,564
Debt Service Fire Station #2	-	-	-	-	-	-	-	825,000	825,000	825,000	825,000
Projected SRD expenditures	-	-	-	-	-	-	-	983,608	1,014,476	913,028	954,377
Projected Maingate/Campus Town expenditures	-	-	-	-	-	-	6,000,000	9,339,367	9,632,457	9,921,431	10,219,074
Administrative Allocation	(1,344,047)	(1,331,538)	(1,421,376)	(2,238,400)	(2,825,136)	(2,706,534)	(2,814,795)	(2,927,387)	(3,015,209)	(3,105,665)	(3,198,835)
Total Operating Expenditures	31,213,388	38,988,906	44,447,012	46,620,634	53,851,546	47,369,879	50,196,816	55,568,016	57,479,158	59,814,104	61,879,304
Operating Surplus/(Deficit)	11,373,933	17,007,019	3,815,856	1,222,695	2,374,059	1,814,623	(438,951)	2,746,621	4,380,342	3,297,992	2,496,739
Capital Outlay	169,635	2,300,710	2,447,444	4,131,892	5,146,155	4,290,529	4,984,416	2,771,448	2,796,877	2,822,815	2,862,499
Transfer Out to Streets	771,122	684,907	847,029	771,486	1,590,283	1,164,543	1,699,479	1,750,464	1,802,978	2,357,067	2,427,779
Net Change in Fund Balance	10,433,176	14,021,402	521,383	(3,680,682)	(4,362,379)	(3,640,449)	(7,122,846)	(1,775,291)	(219,513)	(1,881,889)	(2,793,539)
End of Year Fund Balance	30,282,978	44,304,380	44,753,707	41,073,025	36,710,646	33,070,198	25,947,351	24,172,060	23,952,548	22,070,658	19,277,119
Less Rainy Day Reserves	11,459,000	11,759,718	13,209,559	19,415,793	14,453,184	14,462,154	14,462,154	16,670,405	17,243,747	17,944,231	18,563,791
Less Restricted Balances	3,642,360	2,651,869	18,959,808	14,085,174	14,407,727	13,532,884	12,532,884	11,532,884	8,532,884	2,651,869	2,572,313
Less Mid-year Policy Transfers to Streets & Pension Trust						907,312	907,312				
Unassigned Fund Balance	15,181,618	29,892,793	12,584,340	7,572,058	7,849,735	4,167,848	(1,954,999)	(4,031,229)	(1,824,084)	1,474,558	(1,858,985)

OPERATING OUTLOOK

Personnel costs remain the City’s primary long-term expenditure pressure. Following the expiration of three-year labor agreements approved in FY 2021-22, the City implemented a 3% salary increase and a one-time \$1,500 payment in July 2025 to extend labor negotiations. The absence of long-term labor contracts adds uncertainty to multi-year planning, while pension costs and rising PERS contributions continue to drive cost growth. The City’s Section 115 Trust provides partial mitigation of these pressures.

Overall operating results are expected to remain relatively flat in the near term, with modest surpluses or deficits. Operating performance is projected to improve in later years as major development projects come online, though Fire Department staffing costs are expected to increase beginning in FY 2029 with the anticipated opening of Fire Station #2.

DEVELOPMENT OUTLOOK

The decline in sales tax revenue in FY 2024–25, driven primarily by weaker automobile sales, underscores the importance of advancing the City’s key economic development initiatives. Major projects, including the Seaside Grand Hyatt Hotel & Resort, Campus Town, Main Gate, and the West Broadway Urban Village, are expected to strengthen Seaside’s long-term revenue base through increased sales, property, and transient occupancy tax generation.

The Seaside Grand Hyatt Hotel & Resort is anticipated to begin construction during the current fiscal year; however, meaningful revenue impacts are not expected until FY 2027–28. Similarly, the City recently selected a developer for the Main Gate Mixed-Use Development Project, advancing another strategically important project that will support revenue growth in future budget cycles.

Proceeds from the sale of Campus Town Phase 1A position the City to advance demolition and site preparation activities for Campus Town Phase 2. While these efforts will require a significant City-funded capital investment and represent a near-term use of fund balance, they are expected to generate net positive fiscal impacts over the long term and support the City’s overall financial sustainability.

OVERALL OUTLOOK

The Long-Term Forecast indicates the City is likely to experience pressure in maintaining reserve levels in the coming years, largely due to weaker revenue performance from FY 2024–25 and increased capital investments needed to advance key development projects in 2026-27. The unassigned fund balance remains positive for FY 2025–26, though the timing of planned capital expenditures could affect policy-level reserves as early as FY 2026–27. Given ongoing economic uncertainty, rising personnel and pension costs, and elevated construction prices, the forecast will continue to be closely monitored and updated as conditions evolve.

OTHER FUNDS

In addition to the General Fund, the budget includes funds from a range of restricted sources as well as business-type activities that are used to provide specific services, including:

WATER FUND:

Water Enterprise Q2 Results	Budget		Results:		Variances:	
	Q2		Q2		Year over Year Vs.	
	FY26	FY26	FY25		\$	%
Operating Revenues	\$ 645,778	\$ 700,318	\$ 701,073		\$ (755)	0%
Expenditures	(1,656,403)	(479,380)	(480,808)		(1,428)	0%
Net Revenues	\$ (1,010,625)	220,938	\$ 220,265		\$ 673	0%

The Water Enterprise Fund continues to operate as intended. The current capital improvement program totals approximately \$2.0 million, which is roughly equivalent to the fund’s available fund balance. As capital projects begin, these expenditures are reflected as negative net revenue in the first quarter, consistent with project timing rather than an operating shortfall. Design work for a new well, deferred from the prior year, has been rolled into the current fiscal year.

Year-over-year expenditures increased due to higher personnel costs from filling vacant maintenance positions, while operating revenues remain in line with budget. The fund’s fiscal position has also been strengthened through the sale of excess water credits to the City in exchange for a reduction in an outstanding interfund loan. A new water rate study is currently underway and will guide future rate adjustments.

STORM WATER FUND:

The Storm Water fund expenditures in the second quarter were approximately \$9595,000. Storm Water costs were \$396,000 higher than the same quarter of the previous year, mainly due to timing of capital Improvement projects. Currently the primary source of funding for the Storm Water fund is the City’s General Fund. City staff continues to seek grant funding when available as well.

Requests for additional financial information may be directed to:

City of Seaside, Finance Department, 440 Harcourt Avenue, Seaside CA, 93955
 Attention: Jessica Riley, Finance Director | Email; jriley@ci.seaside.ca.us | Phone; (831) 899-6716